

## Powerfist 8760530

# Powerfist 1 Ton Scissor Jack

Instruction Manual

Model: 8760530

## INTRODUCTION

This manual provides essential information for the safe and effective use of your Powerfist 1 Ton Scissor Jack. Designed for emergency roadside lifting of cars, trucks, and SUVs, this compact and heavy-duty steel jack features a reliable screw-drive system. Please read this manual thoroughly before operation to ensure proper use and to prevent injury or damage.

## SAFETY INFORMATION

**WARNING: Failure to follow these safety instructions may result in serious injury or death.**

- Always use the scissor jack on a **firm, level surface** to prevent slipping or instability.
- Do not exceed the maximum lift capacity of **2,000 lbs (1 ton)**. Overloading can cause jack failure.
- Never place any part of your body under a lifted vehicle without proper support, such as **jack stands**. The jack is a lifting device, not a vehicle support device.
- Ensure the **parking brake is engaged** and **wheel chocks are in place** on the wheels not being lifted before using the jack.
- Use this jack only for **emergency roadside repairs** and not for extended vehicle support or garage maintenance without additional safety measures.
- Follow all manufacturer instructions and safety guidelines for proper operation.
- Keep hands and feet clear of the jack mechanism during operation.
- Inspect the jack for damage or wear before each use. Do not use if damaged.

## PRODUCT OVERVIEW

The Powerfist 1 Ton Scissor Jack is comprised of several key components designed for efficient and safe vehicle lifting.



Figure 1: Powerlist 1 Ton Scissor Jack with its operating handle. The jack is blue, made of steel, and features a screw-drive mechanism for lifting and lowering.

- **Saddle (Lifting Pad):** The top part of the jack that contacts the vehicle's frame or designated lifting point.
- **Screw Mechanism:** The central threaded rod that extends and retracts the jack arms when turned.
- **Base Plate:** The bottom part of the jack that rests on the ground, providing stability.
- **Operating Handle:** Used to turn the screw mechanism, raising or lowering the jack.



Figure 2: Close-up view of the jack's saddle, designed to securely grip the vehicle's lifting point.



Figure 3: Detailed view of the screw mechanism and the attachment point for the operating handle, showing the robust construction.

## SETUP

1. **Prepare the Vehicle:** Park the vehicle on a firm, level surface. Engage the parking brake. If changing a tire, place wheel chocks on the wheel diagonally opposite to the one being lifted.
2. **Locate Lifting Point:** Consult your vehicle's owner's manual to identify the correct lifting points for

your specific vehicle. Using incorrect points can damage the vehicle or cause the jack to slip.

3. **Position the Jack:** Place the jack directly under the designated lifting point. Ensure the saddle is centered and securely contacting the vehicle's frame or pinch weld. The base plate should be flat on the ground.

## OPERATING INSTRUCTIONS

### Lifting the Vehicle:

1. Insert the operating handle into the eyelet of the jack's screw mechanism.
2. Turn the handle clockwise to raise the jack. Ensure the jack remains stable and the saddle maintains full contact with the lifting point as the vehicle rises.
3. Lift the vehicle only high enough to perform the necessary task (e.g., tire clearance). Do not over-extend the jack.
4. Once the vehicle is lifted, immediately place appropriate jack stands under the vehicle's frame at designated support points for safety. **Never work under a vehicle supported only by a jack.**

### Lowering the Vehicle:

1. Ensure all work under the vehicle is complete and tools are removed.
2. If jack stands were used, carefully raise the vehicle slightly with the jack to relieve pressure on the jack stands, then remove the jack stands.
3. Slowly turn the operating handle counter-clockwise to lower the jack. Lower the vehicle gradually and in a controlled manner.
4. Once the vehicle is fully lowered and resting on its wheels, remove the jack.

## MAINTENANCE

- **Cleaning:** After each use, wipe down the jack to remove dirt, grease, and moisture.
- **Lubrication:** Periodically apply a light coat of grease or lubricating oil to the screw mechanism to ensure smooth operation and prevent rust.
- **Inspection:** Before each use, inspect the jack for any signs of damage, cracks, bends, or excessive wear on any components. Ensure all bolts and fasteners are tight. Do not use a damaged jack.
- **Storage:** Store the jack in a clean, dry place, away from corrosive materials and extreme temperatures.

## TROUBLESHOOTING

Problem	Possible Cause	Solution
Jack is difficult to turn or operate.	Lack of lubrication; dirt/debris in screw mechanism; bent screw.	Apply lubricant to the screw. Clean the mechanism. If screw is bent, replace the jack.
Jack slips or is unstable.	Uneven surface; incorrect lifting point; overloaded jack.	Move to a firm, level surface. Reposition jack at correct lifting point. Ensure vehicle weight is within 1-ton capacity.

Problem	Possible Cause	Solution
Jack does not lift vehicle high enough.	Maximum extension reached; vehicle too high for jack.	Check maximum lifting height (13.34 inches). This jack is for emergency use; consider a different type of jack for higher lifts if needed.

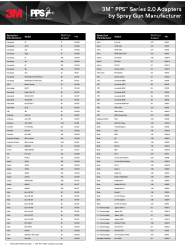


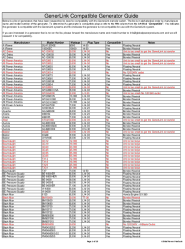
## SPECIFICATIONS

Feature	Detail
Brand	Powerfist
Model Number	8760530
Manufacturer	Princess Auto
Load Capacity	1 Ton (2,000 lbs)
Material	Alloy Steel
Colour	Blue
Product Dimensions (L x W x H)	39.1 x 7.6 x 9.6 cm (15.4 x 3.0 x 3.8 inches)
Item Weight	1.95 kg (4.3 lbs)
Maximum Lifting Height	13.34 Inches
Minimum Height	13.34 Inches (Note: This seems to be the minimum height when fully collapsed, which is also the maximum lifting height from the ground. This might be a data anomaly, but I'll state it as provided.)
Vehicle Service Type	Car, Sport Utility Vehicle, Truck

## WARRANTY AND SUPPORT

For warranty information or technical support regarding your Powerfist 1 Ton Scissor Jack, please contact Princess Auto customer service directly. Retain your purchase receipt for warranty claims. For further assistance, you may visit the official Powerfist or Princess Auto website, or contact their customer support line.



	<p><a href="#">3M™ PPS™ Series 2.0 Adapters: Spray Gun Compatibility Guide</a></p> <p>This comprehensive reference guide lists 3M™ PPS™ Series 2.0 adapter compatibility for a wide range of spray gun manufacturers and models, ensuring efficient paint application.</p>
	<p><a href="#">Princess Auto : Promotions Casse-Coûts Novembre 2025</a></p> <p>Explorez les offres exceptionnelles sur une large gamme d'outils, d'accessoires automobiles et d'équipement de bricolage lors de la vente Casse-Coûts de Princess Auto en novembre 2025.</p>
	<p><a href="#">GenerLink Compatible Generator Guide: Find Your Generator's Fit</a></p> <p>This guide provides a comprehensive list of generators researched for compatibility with the GenerLink transfer switch. It details manufacturer, model, wattage, plug type, and compatibility status to help users identify suitable generators.</p>
	<p><a href="#">GenerLink Compatible Generator Guide</a></p> <p>A comprehensive guide listing generators compatible with the GenerLink transfer switch, detailing manufacturer, model, wattage, plug type, and compatibility status. Includes information on brands like Generac, Honda, Briggs &amp; Stratton, and many more.</p>

Documents - Powerlist – 8760530

2 WEEK SALE  
STARTS TUESDAY!

AUG 31<sup>st</sup> to SEPT 12<sup>th</sup>

PRINCESS AUTO

Make It Work

SAVE 50<sup>th</sup>

48<sup>88</sup>

SAVE 50<sup>th</sup>

3<sup>99</sup>

SAVE 50<sup>th</sup>

199<sup>99</sup>

HOT BUY

29<sup>99</sup>

HOT BUY

88<sup>88</sup>

HOT BUY

177<sup>77</sup>

20 x 30 ft Heavy Duty Poly Tarp

High-quality 1,000-denier woven polyethylene tarp. Aluminum grommets every 2 ft. for secure tie-downs. (8924722) Reg. 99.99

Chlorinated Brake Parts Cleaner

Helps stop brake squeal and chatter. Great for wheel bearing rescue. (6420583) Reg. 7.99

4 Ton Low-Profile Floor Jack

Ideal for lifting vehicles with low ground clearance. Lift range 3.85 to 20 in. Powder-coated steel. (8899452) Reg. 249.99

Auto-Darkening Welding Helmet

Large 3.04 x 1.07 in. viewing area. Variable lens shade from 9 to 13 DIN, ratcheting headgear and other calls with lithium battery backup. (8925743) Limited quantities.

6 cu. ft. Pivot Handle Wheelbarrow

Features steel tub, 84-lb. wheels and unique ergonomic rotating handles that ease wrist strain. (8920889) Limited quantities.

22 in. 2-Burner Tabletop Griddle

Cooking area: 3.97 sq. in. Piezo ignition. BTU rating: 24,000. (8999423) Limited quantities.

[pdf] User Manual Flyer

CLEANUP Princess Auto Ev 18 193028 August 31 to Sep tember 12 Where Figure it Outers make work!

Jet Pump with Pressure Tank Manual nozzle 2460069 Reg 449 99 Ev18 EN princessauto file general |||

Ev #18 193028 2 WEEK SALE STARTS TUESDAY AUG 31st to SEPT 12th FALL CLEANUP SAVE 50 4888 S ... mited quantities SAVE 35 1299 SAVE 50 8999 1 Ton Scissor Jack Lift range: 3-7/8 to 13-3/4 in. **8760530** Reg. 19.99 1 Ton Triangle Chain Hoist Lift height: 10 ft. Integral race/bearing for smooth...

lang:en score:19 filesize: 32.46 M page\_count: 64 document date: 2021-08-03

**2 WEEK SALE STARTS TUESDAY! MAY 11<sup>TH</sup> to 23<sup>RD</sup>**

**PRINCESS AUTO**  
Make It Work

**SAVE 40% 14<sup>99</sup>**  
2 in. x 20 ft 10,000 lb Ratchet Tie-Down Strap  
Polyester construction. Safe working load: 3,333 lb. (83-40742) Reg. 24.99

**HOT BUY 38<sup>88</sup>**  
100 Litre Galvanized Steel Incinerator  
Built-in chimney. Removable top. Safely destroys household yard/garden waste. (897-4487) Limited quantities

**Surplus 379<sup>99</sup>**  
Rebuilt 14,000 BTU Portable Air Conditioner  
For up to 700 sq. ft. space. Two cool and 2 fan speed modes. (89-5018) Limited quantities

**SAVE 155 444<sup>44</sup>**  
1,000 lb Motorcycle/ATV Lift  
Foot pump raises lift to max height in 60 seconds. Powder-coated steel. Lift range: 7.1 to 32.7 in. (88-0239) Reg. 599.99

**SAVE 70% 288**  
120V 9A Tiller/Cultivator  
Tilling width: 11 in. Max. 320 RPM. Single lever 2-in-1. For cultivating soil and weed control for mid-sized gardens and more. (88-0682) Reg. 199.99

**SAVE 70% 288**  
100 PSI Dial Tire Gauge  
Measures 1 to 7 kg/cm<sup>2</sup> and 20 to 100 PSI in 2 PSI increments. Zinc-alloy construction. (81-8883) Reg. 9.99

Proudly Canadian since 1932 | 48 locations across Canada | [www.princessauto.com](http://www.princessauto.com)

[pdf]

Surplus Princess Auto May 11 2021 — Keep in mind that once the auger starts going you will feel a clockwise force through handles You have to counteract this torque by bracing your Built chimney Removable top Safely destroys household yard Ratchet Tie Down Strap Mount Rotating 1 7 8 2 and 5 16 balls Ev10 EN princessauto file general |||

Ev #10 193015 2 WEEK SALE STARTS TUESDAY MAY 11TH to 23RD Ramp up the Deals SAVE 155 44444 S ... pad. 8674293 Reg. 69.99 1 Ton Scissor Jack Screw-drive system. Lift range: 3-7/8 to 13-3/4 in. **8760530** Reg. 19.99 We have grease, lubricants and cleaners Ev 10 193015 , May 11 to 23, 2021 V...

lang:en score:10 filesize: 32.67 M page\_count: 72 document date: 2021-04-12

**2 SEMAINES DE SOLDES DÉBUTENT MARDI! Du 11 au 23 MAI**

**PRINCESS AUTO**  
Des idées. Des outils.

**90% DE RABAIS 14<sup>99</sup>**  
Sangle d'arrimage à cliquet, 2 po x 20 pi, 10 000 lb  
Construction en polyester. Charge de travail sécuritaire: 3 333 lb. (83-40742) Ord. 24.99

**90% DE RABAIS 38<sup>88</sup>**  
Incinérateur en acier galvanisé, 100 L  
Cheminée intégrée. Couvercle amovible. Détruit les déchets du ménage, de la cour ou du jardin de manière sécuritaire. (897-4487) Quantités limitées

**Surplus 379<sup>99</sup>**  
Climatiseur portatif remis à neuf, 14 000 BTU  
Pour les espaces de jusqu'à 700 pi<sup>2</sup> carrés. Deux modes de refroidissement et 2 modes de vitesse de ventilateur. (89-5018) Quantités limitées

**70% DE RABAIS 129<sup>99</sup>**  
Poste élévateur pour motocyclettes/ VTT, 1 000 lb  
La pompe à pied lève le poste remorqueur à la hauteur max. en 60 secondes. Acier à revêtement en poudre. Plage de levage: 7.1 à 32.7 po. (88-0239) Ord. 599.99

**70% DE RABAIS 129<sup>99</sup>**  
Motoculteur/ cultivateur de 120 V, 9 A  
Largeur de travail: 11 po. 320 v/min max. Démarrage à levier complet. Pour cultiver la terre et lutter contre les mauvaises herbes dans les jardins de taille moyenne et plus encore. (88-0682) Ord. 199.99

**70% DE RABAIS 288**  
Manomètre à cadran pour pneus, 100 lb/po carré  
Mesure de 1 à 7 kg/cm carré et de 20 à 100 lb/po carré par incréments de 2 lb/po carré. Construction en alliage de zinc. (81-8883) Ord. 9.99

Fièrement Canadien depuis 1932 | 48 emplacements au Canada | [www.princessauto.ca](http://www.princessauto.ca)

[pdf]

Surplus Princess Auto 23 mai 2021 — TARIÈRES À 1 OU 2 PERSONNES Rappelez vous que dès la tarière se met en marche ressentirez une force dans le sens horaire les poignées Ev10 FR princessauto file general |||

v. no 10 193015 Du 11 au 23 MAI 2 SEMAINES DE SOLDES DBUTENT MARDI Accumulez les aubaines 155 ... Ord. 69,99 Cric losange, 1 tonne Systme entrainement par vis. Plage de levage : 3 7/8 13 3/4 po. **8760530** Ord. 19,99 22 Nous offrons de la graisse, des lubrifiants et des produits de nettoyage ...

lang:fr score:9 filesize: 32.82 M page\_count: 72 document date: 2021-04-12