

TecTake 405622

TecTake Rectangular Folding Raised Garden Bed

Model: 405622

INTRODUCTION

The TecTake Rectangular Folding Raised Garden Bed provides an ideal foundation for cultivating fresh herbs, vegetables, or an extensive flower bed. Crafted from durable fir wood, this raised bed is designed for versatility and ease of use in various outdoor settings, including gardens, balconies, and terraces. Its robust yet foldable design allows for convenient storage when not in use, making it a practical choice for both novice and experienced gardeners.

This manual will guide you through the assembly, proper usage, maintenance, and technical specifications of your new raised garden bed.

PACKAGE CONTENTS

- Raised Garden Bed (pre-assembled folding panels)
- Sealing Liner
- Instruction Manual

SETUP AND ASSEMBLY

The TecTake Raised Garden Bed features a practical folding system for quick setup. No complex assembly is required as the product is delivered pre-mounted.

Step 1: Unfold the Garden Bed

Carefully remove the garden bed from its packaging. Unfold the pre-mounted wooden panels to form the rectangular structure. Ensure all hinges and locking mechanisms are securely in place to create a stable frame.



DISEÑO **funcional.**

Con el práctico sistema de plegado, la estructura se puede montar y desmontar fácilmente en pocos segundos, y guardarse de manera compacta.



ESTILO **personalizado.**

Gracias a la madera natural de abeto, puedes pintar el bancal elevado según tus gustos y adaptarlo fácilmente a tu estilo personal.

Image: The garden bed's functional design, showing how it unfolds from a compact state to its full rectangular shape.

Step 2: Insert the Sealing Liner

Place the provided sealing liner inside the unfolded wooden structure. Ensure the liner covers the entire interior surface, including the bottom and sides. The liner protects the wooden structure from moisture and helps maintain ideal humidity levels for plant growth.



Con **30 litros de capacidad**, el bancal elevado puede contener suficiente tierra para un crecimiento óptimo.



La **estructura** fabricada en **madera natural de abeto** es muy estable y ofrece una firmeza excepcional.



La **lámina de impermeabilización** incluida protege la estructura de la humedad, aumentando su durabilidad.





La **función plegable** facilita un montaje y desmontaje rápidos, además de un almacenamiento compacto.

Image: Interior view of the raised garden bed with the protective sealing liner in place, ready for soil.

Note: Some users have reported that the liner may not have pre-drilled drainage holes. It is recommended to manually create small drainage holes at the bottom of the liner to prevent waterlogging and ensure proper drainage for your plants.

Step 3: Position the Garden Bed

Choose a suitable location for your raised garden bed. It is designed for outdoor use on balconies, terraces, or in gardens. Ensure the chosen spot is level and receives adequate sunlight for the plants you intend to grow.



tectake
diy

Este bancal elevado ofrece las condiciones perfectas para cultivar plantas, hortalizas o hierbas de manera eficiente. Gracias a su diseño compacto, ahorra espacio en el balcón, el patio o el jardín. Además, se pliega fácilmente para guardarlo cuando no está en uso.

Image: Examples of the raised garden bed in various outdoor environments, including a balcony, terrace, and garden.

Step 4: Fill with Soil

Once the liner is in place, fill the garden bed with appropriate universal substrate or potting soil. The bed has a capacity of approximately 30 liters. Ensure the soil level allows for proper plant growth and watering without overflowing.

OPERATING INSTRUCTIONS

Using your TecTake Raised Garden Bed is straightforward, providing an elevated and contained space for your gardening needs.

Planting

After filling with soil, you can begin planting your desired vegetables, herbs, or flowers. The elevated design makes gardening more comfortable, reducing the need to bend down.



tectake
diy



Gran versatilidad
base ideal para una gran
variedad de plantas



Función plegable
para un montaje rápido y
un almacenaje compacto



Madera natural de abeto
es muy sólida y se puede
pintar si lo deseas



Lámina impermeable
protege la estructura
interior de la humedad



Alta capacidad de carga
con una resistencia de
hasta 50 kg



No requiere montaje
este producto se entrega
ya premontado

Image: The raised garden bed fully planted with a vibrant assortment of flowers, demonstrating its use.

Watering

Water your plants as needed, ensuring the soil remains moist but not waterlogged. The sealing liner helps retain moisture, but adequate drainage (via self-made holes) is crucial to prevent root rot.

Folding for Storage

When not in use, or for seasonal storage, the garden bed can be easily folded. First, empty the soil and remove the liner. Then, carefully unlatch any locking mechanisms and fold the panels inward. This compact design saves significant space.

MAINTENANCE

Proper maintenance will extend the lifespan of your TecTake Raised Garden Bed.

Wood Care

The garden bed is made from natural fir wood. While durable, exposure to outdoor elements can cause weathering over time. To maintain its appearance and prolong its life, you may consider applying a wood sealant or stain suitable for outdoor use. This can

also allow for personalization of its aesthetic.

ALIADO VERSÁTIL PARA **tu jardín.**



tectake
diy

Fabricado en madera de abeto, nuestro bancal elevado es muy duradero, resistente y seguro, incluso cuando está repleto de plantas. La lámina de impermeabilización interior incluida protege eficazmente contra la humedad, ya que evita que la tierra entre en contacto directo con la estructura.

Image: Close-up of the natural fir wood slats, illustrating the material and potential for customization.

RESISTENTE A LA
intemperie.




Image: Visual representation of the garden bed's weather resistance, enduring both rain and sun.

Liner Care

Periodically check the sealing liner for any tears or damage. A damaged liner can expose the wood to excessive moisture, potentially reducing its lifespan. Replace the liner if significant damage occurs.

Cleaning

Clean the garden bed as needed with a damp cloth. Avoid harsh chemicals that could damage the wood or liner.

TROUBLESHOOTING

Issue: Waterlogging / Poor Drainage

Possible Cause: The sealing liner does not have adequate drainage holes.

Solution: Remove the soil and liner. Create several small drainage holes (approx. 5-10mm diameter) at the bottom of the liner using a sharp tool. Ensure these holes are evenly distributed. Reinstall the liner and soil.

Issue: Instability of the Garden Bed

Possible Cause: The folding mechanisms are not fully engaged, or the bed is placed on an uneven surface.

Solution: Ensure all folding panels are fully extended and their locking mechanisms (if any) are secured. Move the garden bed to a flat, stable surface. If the issue persists, check for any damaged components.

Issue: Wood weathering or discoloration

Possible Cause: Prolonged exposure to sun, rain, and other outdoor elements.

Solution: This is a natural process for untreated wood. To prevent or slow down weathering, apply an outdoor-grade wood sealant, stain, or paint. Regular application will help maintain the wood's condition and appearance.

SPECIFICATIONS

Model Number:	405622
Overall Dimensions (W x D x H):	Approx. 70 x 30 x 25 cm (27.6 x 11.8 x 9.8 inches)
Interior Dimensions (W x D x H):	Approx. 66.5 x 26.5 x 17 cm (26.2 x 10.4 x 6.7 inches)
Capacity:	Approx. 30 liters
Load Capacity:	Up to 50 kg (110 lbs)
Weight:	Approx. 2.6 kg (5.7 lbs)
Material:	Fir wood, Alloy steel (hinges), Polyethylene (PE) liner
Special Feature:	Foldable design
Usage:	Outdoor
Mounting Type:	Floor Mount

MEDIDAS

Medidas totales

70 x 30 x 25 cm

Medidas interiores

66,5 x 26,5 x 17 cm

Las medidas son aproximadas

DATOS TÉCNICOS

Peso aprox. 2,5 kg

Capacidad de carga 50 kg

Material madera de abeto, acero, polietileno

CONTENIDO

Bancal elevado

Lámina de sellado

Instrucciones de uso

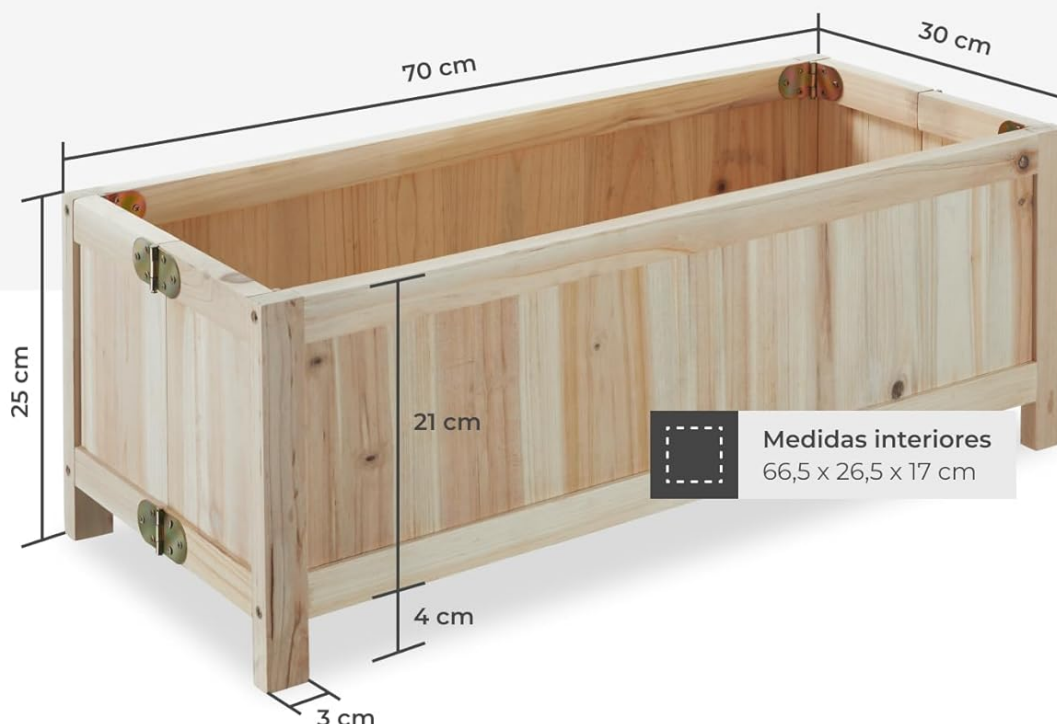


Image: Detailed diagram illustrating the total and interior dimensions of the raised garden bed, along with key technical data.

WARRANTY AND SUPPORT

Specific warranty details are not provided within the product information. For warranty claims or technical support, please refer to the retailer's return policy or contact TecTake customer service directly through their official website or the platform where the product was purchased.

You can visit the TecTake store for more information: [TecTake Store on Amazon](#)