

Pawhut D06-248V00BK

PawHut Dog Playpen - 12-Panel Modular and Foldable Steel Enclosure

Model: D06-248V00BK

1. PRODUCT OVERVIEW

The PawHut 12-panel dog playpen is a versatile and portable enclosure designed to provide a safe and secure space for your small pets, both indoors and outdoors. Its modular design allows for various configurations to suit different spaces and needs.

Key Features:

- **Customizable Configurations:** 12 modular panels allow for square, rectangular, or L-shaped setups.
- **Secure Access:** Equipped with two integrated doors with robust latches for easy and safe pet entry and exit.
- **Foldable Design:** Folds flat for convenient storage and portability.
- **Durable Construction:** Made from high-quality steel with 12 ground stakes for optimal stability.
- **Suitable for Small Dogs:** Ideal for small dogs with a shoulder height up to 40 cm.

2. SAFETY INFORMATION

- Always supervise your pet while they are in the playpen.
- Ensure all panel connections and door latches are securely fastened before leaving your pet unattended.
- Do not use the playpen on uneven surfaces that could compromise its stability.
- Keep the playpen away from heat sources, open flames, or sharp objects.
- Regularly inspect the playpen for any damage or loose parts. Discontinue use if any damage is found.
- This playpen is designed for small dogs. Ensure your pet's size is appropriate to prevent escapes or injury.

3. PACKAGE CONTENTS

Please verify that all components are present before beginning assembly:

- 12 x Steel Panels (including 2 panels with integrated doors)
- 12 x Ground Stakes
- Instruction Manual



This image displays the product packaging box for the PawHut dog playpen, indicating that the entire set is contained within a single package.

4. SETUP AND ASSEMBLY

Follow these steps to assemble your PawHut dog playpen:

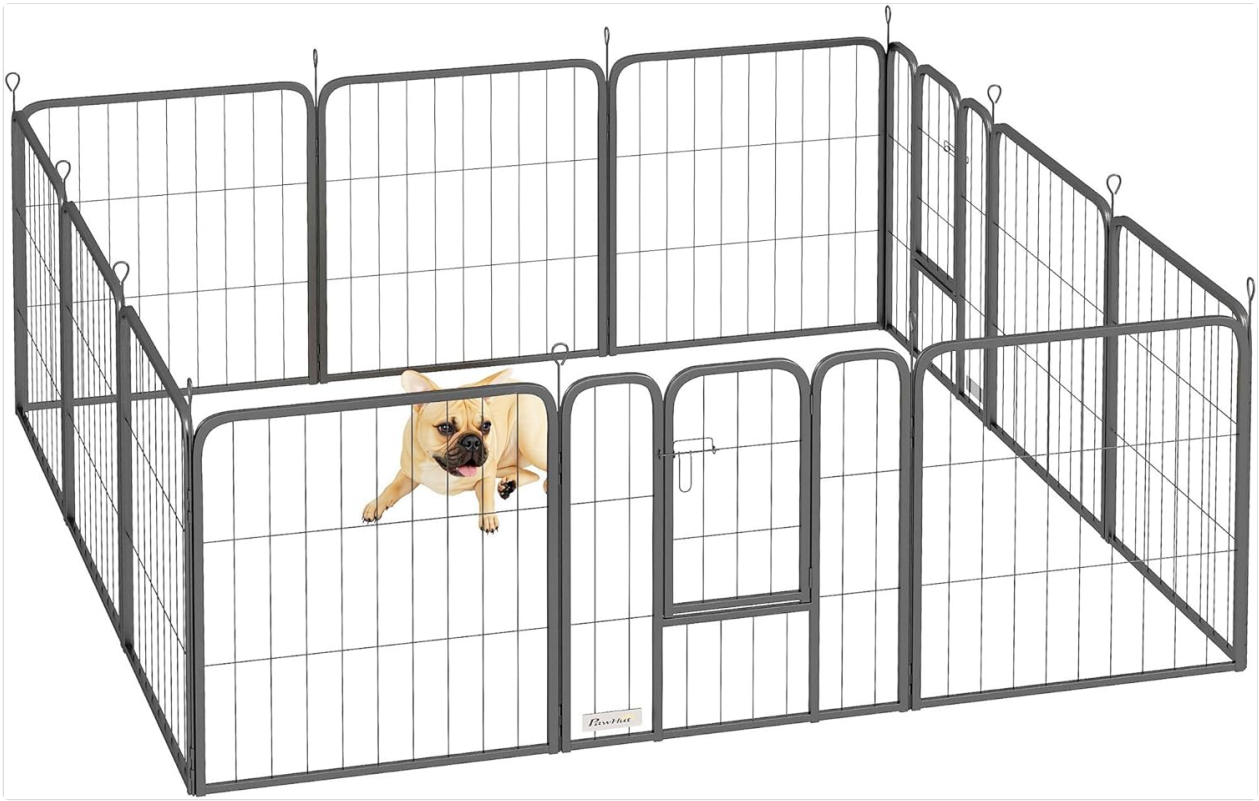
1. **Unpack Components:** Carefully remove all panels and ground stakes from the packaging.
2. **Choose Configuration:** Decide on your desired shape (square, rectangle, or L-shape) based on your available space.
3. **Connect Panels:** Stand two panels upright. Align the vertical rods of one panel with the loops of the adjacent panel. Insert a ground stake through the aligned loops from top to bottom to connect them. Repeat this process for all 12 panels, forming your desired enclosure shape. Ensure the panels with

doors are placed conveniently for access.

4. **Secure to Ground (Outdoor Use):** For outdoor use, push the pointed end of the ground stakes firmly into the soil to anchor the playpen and prevent movement.
5. **Check Stability:** Once all panels are connected, gently push on the playpen to ensure it is stable and all connections are secure.



This visual guide highlights the various configurations possible with the 12 modular panels, including square, rectangular, and L-shaped setups. It also shows the playpen folded flat for compact storage.



This image displays the PawHut 12-panel dog playpen fully assembled, showcasing its spacious interior suitable for small dogs. The playpen is constructed from black steel panels, forming a secure enclosure.



This image shows one of the 12 ground stakes included with the playpen, used to anchor the structure securely into soft ground for outdoor stability.

5. OPERATING INSTRUCTIONS

Using your PawHut dog playpen is straightforward:

- **Pet Entry/Exit:** To allow your pet to enter or exit, unlatch the door by lifting the security latch and swinging the door open. Close and secure the latch once your pet is inside or outside.
- **Indoor Use:** Place the playpen on a flat, stable surface. Consider placing a mat or rug underneath to protect flooring.
- **Outdoor Use:** Choose a level area in your yard. Utilize the provided ground stakes to secure the playpen firmly into the soil, preventing accidental tipping or movement.

ADAPTÉ AUX PETITS CHIENS




Bichon
fries



Terrier
de Boston



Jack
russel



Schnauzer
nain



Carlin




Bouledogue
français



NOTE:

Nous vous recommandons de mesurer la hauteur des épaules de votre animal.

La hauteur des épaules < 60cm



This detailed image focuses on one of the two integrated doors of the playpen, clearly showing the secure latch mechanism designed for easy pet access and containment.



PawHut
by AOSOM

An outdoor view of the PawHut dog playpen, demonstrating its use in a garden setting. It encloses a dog house and provides a safe outdoor space for a small dog.



PLIABLE ET PORTABLE



12 Panneaux

12 Piquets de sol

An indoor application of the PawHut dog playpen, showing it placed on a rug within a living space, providing a contained area for a pet with a dog bed and toys.

6. MAINTENANCE

To ensure the longevity and hygiene of your playpen:

- **Cleaning:** Wipe down the steel panels with a damp cloth and mild soap as needed. Rinse thoroughly and dry completely to prevent rust.
- **Inspection:** Periodically check all connections, latches, and panel surfaces for any signs of wear, damage, or rust.
- **Storage:** When not in use, clean the playpen and fold it flat for compact storage in a dry place.

7. TROUBLESHOOTING

Common issues and their solutions:

Problem	Possible Cause	Solution
---------	----------------	----------

Problem	Possible Cause	Solution
Playpen is unstable or wobbly.	Panels not fully connected; uneven ground; ground stakes not used (outdoor).	Ensure all ground stakes are fully inserted through the panel loops. Move to a level surface. For outdoor use, push ground stakes firmly into the soil.
Door latch is difficult to operate.	Latch mechanism is dirty or misaligned.	Clean the latch mechanism. Check if the door panel is properly aligned within the enclosure.
Rust appearing on panels.	Exposure to moisture; not dried properly after cleaning.	Ensure the playpen is thoroughly dried after cleaning or exposure to rain. Store in a dry environment. Light rust can be removed with a wire brush and treated with rust-inhibiting paint.

8. SPECIFICATIONS

Feature	Detail
Model Number	D06-248V00BK
Material	Alloy Steel
Color	Black
Single Panel Dimensions (L x H x D)	56 cm x 60 cm x 1.5 cm
Overall Dimensions (Example: Square 12-panel)	Approx. 168 cm (L) x 168 cm (W) x 60 cm (H)
Product Weight	13.5 kg
Number of Panels	12
Number of Doors	2
Closure Type	Latch
Assembly Required	Yes
Usage	Indoor / Outdoor



A technical diagram providing key measurements of the playpen, including individual panel dimensions (56L x 60H x 1.5D cm) and the overall assembled size, useful for planning placement.

9. WARRANTY AND SUPPORT

For any questions, concerns, or support regarding your PawHut dog playpen, please contact the retailer or manufacturer directly. Please retain your proof of purchase for warranty claims.

For more information, visit the official PawHut website or contact their customer service department.