Saved from manuals.plus.
Open the live page for links to other documents and user manuals.

Garmin 010-03009-01

Garmin Approach S44 Essential Golf Watch User Manual

Model: 010-03009-01

Introduction

The Garmin Approach S44 is an essential GPS golf smartwatch designed to enhance your game with precise on-course features. It boasts a vibrant 1.2-inch AMOLED touchscreen for clear visibility of distances, hazards, and layups. Preloaded with over 43,000 golf courses globally, this lightweight and stylish device provides accurate yardages and detailed hole views, empowering golfers to make informed decisions. Seamlessly integrate with the Garmin Golf app for advanced analytics, stat tracking, and handicap calculation. Stay connected with smart notifications and enjoy extended play with its long-lasting battery life.



Image: Garmin Approach S44 Golf Watch, showing the watch face, back, and included accessories like the charging adapter and power bank.

Getting Started

Charging the Device

Before first use, fully charge your Approach S44. Connect the USB charging clip to the charging port on the back of the watch, then plug the USB cable into a power adapter or a computer USB port. A full charge typically takes approximately 2 hours.

Powering On/Off

- **To Power On:** Press and hold the power button (usually on the side of the watch) until the Garmin logo appears.
- **To Power Off:** Press and hold the power button until the power options menu appears, then select 'Power Off'.

Pairing with Your Smartphone

To unlock the full potential of your Approach S44, pair it with the Garmin Golf app on your smartphone.

1. Download the Garmin Golf app from your smartphone's app store.
2. Enable Bluetooth on your smartphone.
3. Open the Garmin Golf app and follow the on-screen instructions to create an account or log in.
4. On your Approach S44, navigate to the settings menu and select 'Pair Phone' or 'Bluetooth'.
5. In the Garmin Golf app, select 'Add Device' and choose the Approach S44 from the list.
6. Confirm the pairing code displayed on both devices.

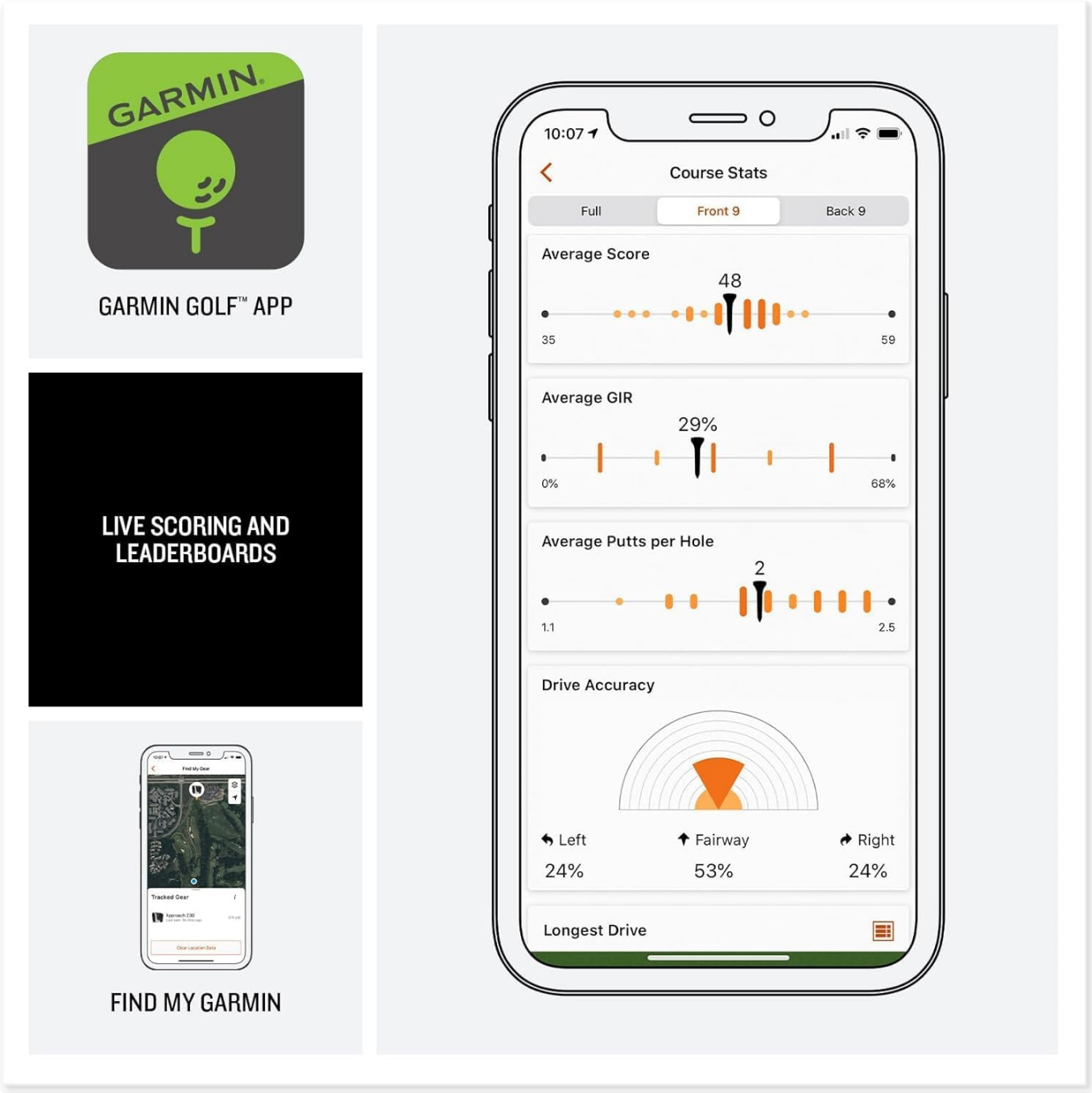

Image: Screenshots of the Garmin Golf App, showing live scoring, leaderboards, and the 'Find My Garmin' feature.

Initial Setup and Course Download

Upon successful pairing, the watch will automatically download course updates. Ensure you have an active internet connection on your smartphone for this process.

Operating Your Approach S44

Navigating the Touchscreen

The Approach S44 features a responsive AMOLED touchscreen. Swipe left or right to cycle through different screens and features. Tap to select options, and swipe down from the top to access quick settings.

Playing Golf

To start a round, select the 'Play Golf' option on your watch. The device will automatically detect your location and display a list of nearby courses. Select your desired course to begin.

- **GPS Distances:** View precise distances to the front, middle, and back of the green.
- **Hazard View:** Get detailed information on bunkers, water hazards, and other obstacles.
- **Green View:** See the true shape and layout of the green, allowing you to manually move the pin for more accurate yardage.
- **Touch Targeting:** Tap any point on the course map to get the exact distance to that location.
- **Scorekeeping:** Easily track your score for each hole directly on the watch.

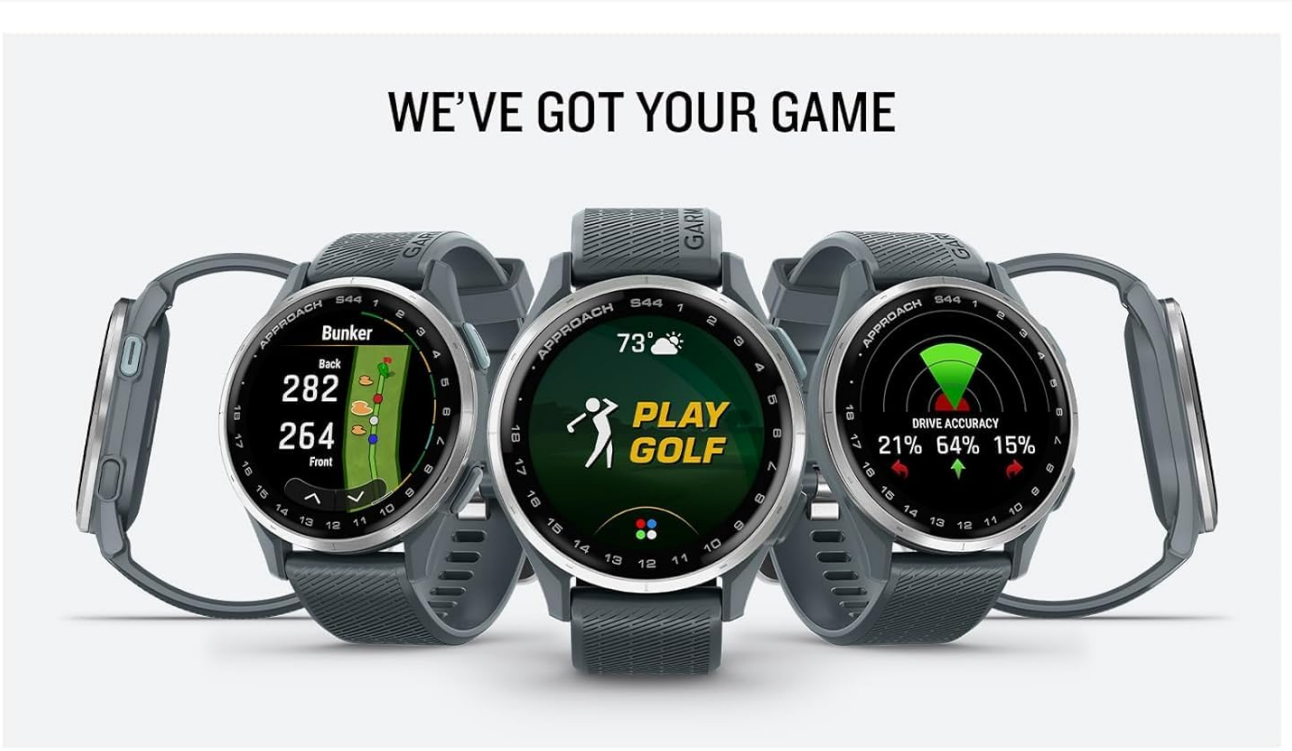





Image: Three Garmin Approach S44 watches displaying various golf features: bunker view, 'Play Golf' screen, and drive accuracy statistics.

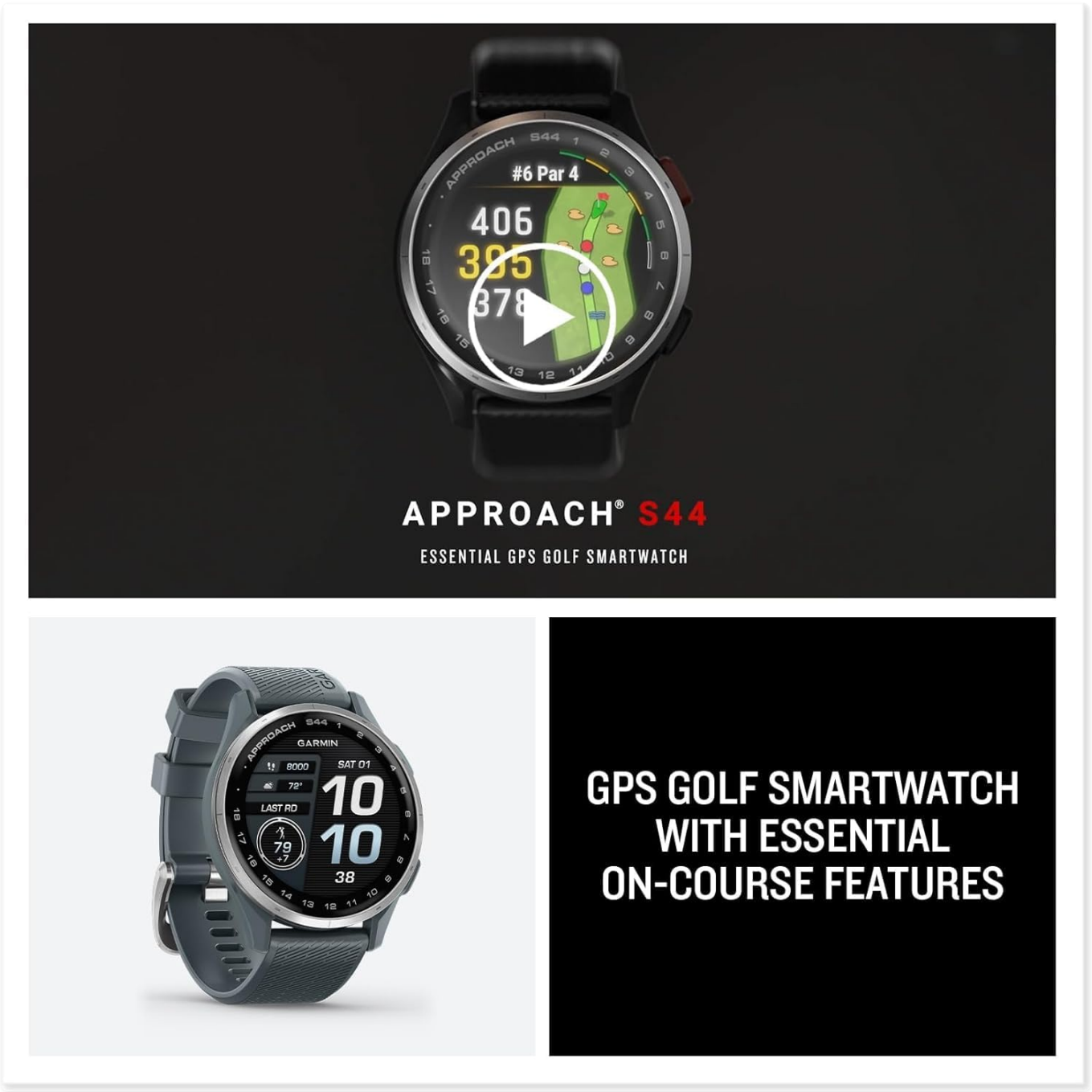

Image: Garmin Approach S44 displaying a detailed green view with distances to the pin.

Smart Features

- **Smart Notifications:** Receive alerts for incoming calls, text messages, and other app notifications directly on your watch when paired with a compatible smartphone.
- **Sunrise and Sunset:** View local sunrise and sunset times, useful for planning your rounds.
- **Digital Scorecard:** Keep a digital record of your round, which can be synced to the Garmin Golf app.

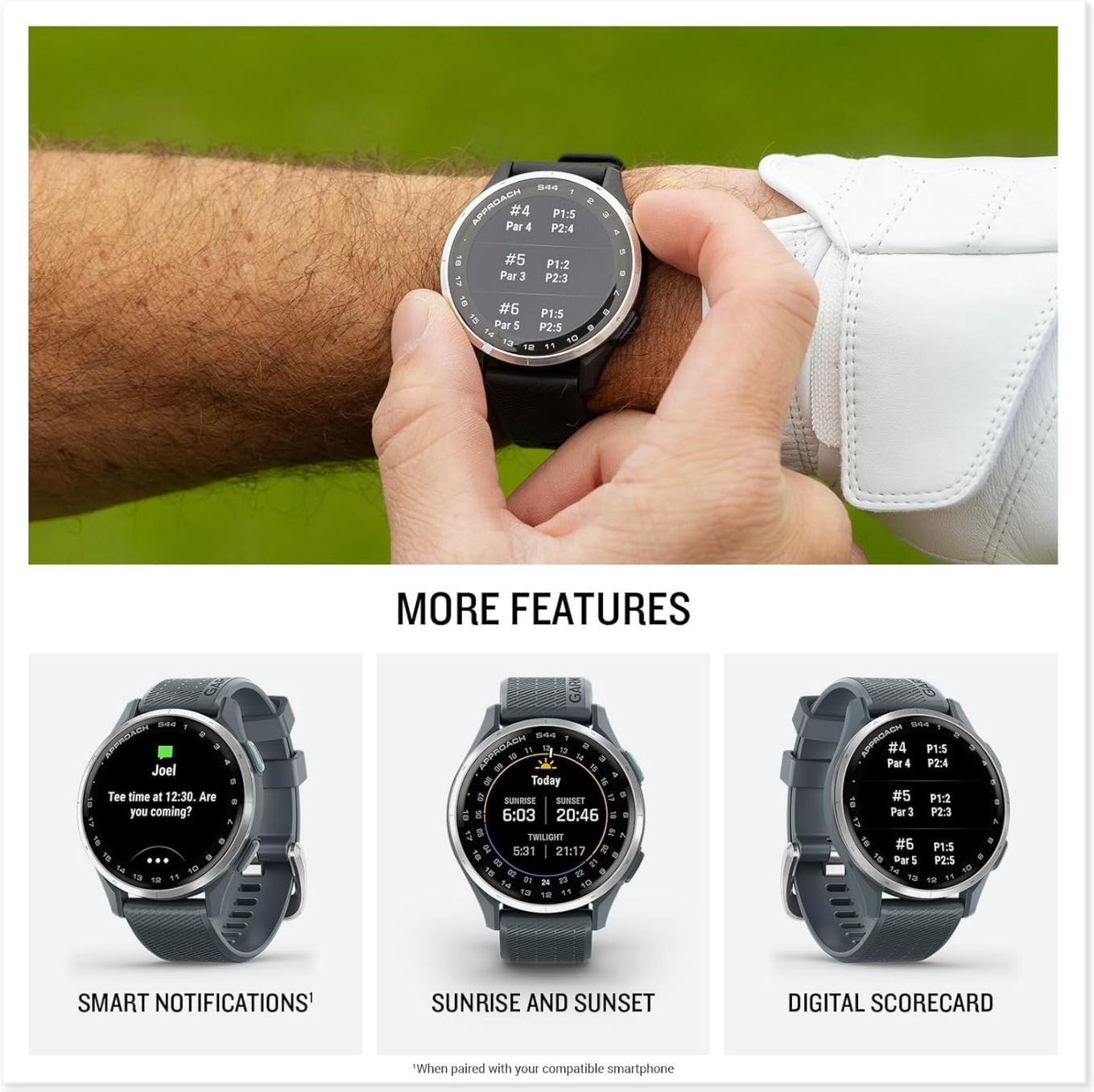

Image: Three Garmin Approach S44 watches displaying smart notifications, sunrise/sunset times, and a digital scorecard.

Garmin Golf App Integration

The Garmin Golf app provides comprehensive post-round analysis and additional features:

- **Stat Tracking:** Analyze your driving accuracy, greens in regulation, putts per round, and more.
- **Course Updates:** Ensure your watch has the latest course maps and data.
- **Find My Garmin:** Locate your watch if it's misplaced within Bluetooth range.



GREEN VIEW

PINPOINTER

HAZARD VIEW

Image: A Garmin Approach S44 watch next to a smartphone displaying detailed performance statistics from the Garmin Golf app, including handicap, best score, average score, and shot overview.

Care and Maintenance

Cleaning the Device

Regularly clean your watch to maintain its appearance and functionality. Use a soft, lint-free cloth to wipe the screen and casing. For stubborn dirt, dampen the cloth with water. Avoid harsh chemicals or abrasive materials.

Battery Information

The Approach S44 features a rechargeable lithium-ion battery. To maximize battery life, avoid exposing the device to extreme temperatures. Charge the device regularly, even if not in use, to prevent deep discharge.

Storage

When storing the device for an extended period, ensure it is fully charged and kept in a cool, dry place away from direct sunlight.

Troubleshooting

- **Device not powering on:** Ensure the device is fully charged. Connect it to the charger and wait a few minutes before attempting to power on again.
- **GPS not acquiring signal:** Ensure you are in an open area with a clear view of the sky. Allow several minutes for the device to acquire satellite signals. Make sure the course maps are up to date via the Garmin Golf app.
- **Device not pairing with smartphone:** Check that Bluetooth is enabled on your smartphone and the watch. Ensure both devices are within range. Try restarting both the watch and the smartphone.
- **Inaccurate distances:** Verify that the correct course is selected and that the watch has a strong GPS signal. Ensure the course maps are updated.
- **Short battery life:** Reduce screen brightness, disable unnecessary smart notifications, and ensure background app activity is minimized.

Specifications

Feature	Specification
Model Number	010-03009-01
Display Type	AMOLED
Display Size	1.2 Inches
Item Weight	12.3 ounces (0.77 Pounds)
Product Dimensions	1.7 x 0.43 x 1.7 inches
Battery Life (GPS Mode)	Up to 15 hours
Preloaded Courses	43,000+ worldwide
Control Method	App, Touch
Supported Satellite Navigation System	GPS
UPC	094148697222

Warranty and Support

Your Garmin Approach S44 Essential Golf Watch is covered by a limited warranty. For specific warranty terms and conditions, please refer to the warranty information included with your product packaging or visit the official Garmin website.

For technical support, product registration, or to access additional resources, please visit the Garmin Support Center: https://support.garmin.com/

You can also find FAQs and troubleshooting guides on their support portal.

© 2025 Garmin Ltd. All rights reserved.

Ask a question about this manual

Ask about setup, troubleshooting, compatibility, parts, safety, or missing instructions. Manuals+ will review the question and use this page's manual context to help answer it.

Name

Anonymous

Email

you@example.com

After a successful submission, we securely hash the supplied account or form email before sending it to Microsoft Advertising for conversion attribution. Privacy details.

Question

Example: How do I reset this device or fix this error?

Details

Model number, symptoms, what you tried, or the section of the manual you are using.

Submit question

Open the live page

https://manuals.plus/asin/B0DW1QRN1C

More documents and user manuals: **https://manuals.plus/**