



[Manuals.plus](#) /

> [SAMSUNG](#) /

> SAMSUNG Galaxy Tab S10 FE+ User Manual

SAMSUNG SM-X620NZAMXAR

SAMSUNG Galaxy Tab S10 FE+ User Manual

Model: SM-X620NZAMXAR

Brand: SAMSUNG

INTRODUCTION

The SAMSUNG Galaxy Tab S10 FE+ is a versatile Android tablet designed for both productivity and entertainment. Featuring an expansive 13.1-inch display, a powerful Exynos 1580 processor, and IP68 water resistance, it offers a robust and immersive user experience. This manual provides essential information on setting up, operating, maintaining, and troubleshooting your device, ensuring you get the most out of its advanced features, including the S Pen and AI capabilities.

WHAT'S IN THE BOX

Upon unboxing your SAMSUNG Galaxy Tab S10 FE+, please verify that all the following items are included:

- Tablet
- S-Pen
- Data Cable (USB-C to USB-C)
- Ejection Pin
- Quick Start Guide

What's in the box



Image: All items included in the Galaxy Tab S10 FE+ retail packaging.

SETUP

1. Initial Power On

Press and hold the Power button (located on the top edge when held horizontally) until the Samsung logo appears. The tablet will guide you through the initial setup process, including language selection, Wi-Fi connection, and Google account sign-in.

2. S Pen Pairing

The S Pen included with your Galaxy Tab S10 FE+ is designed to work seamlessly with the device. Simply attach the S Pen magnetically to the designated charging area on the back of the tablet (near the camera module) to pair and charge it. Once paired, it's ready for use.



Image: The Galaxy Tab S10 FE+ tablet and its S Pen.

3. Charging the Tablet

Connect the provided USB-C data cable to the tablet's USB-C port and the other end to a compatible USB-C power adapter (sold separately). For optimal charging speed, use a Samsung-approved 45W wall charger. The battery icon on the screen will indicate charging status.

OPERATING INSTRUCTIONS

Display and Entertainment

The Galaxy Tab S10 FE+ features a large 13.1-inch display with a 90 Hz refresh rate for smooth visuals and an immersive viewing experience. Enjoy movies, games, and browsing with vibrant colors and sharp detail.

Unwind with a bigger 13.1" screen



Refresh rate up to

90Hz

Brightness mode up to

800 nits

Compared to Galaxy Tab S9 FE+. Measured diagonally, the Galaxy Tab S10 FE+ screen size is 13.1" in the full rectangle and 13.0" accounting for the rounded corners. Actual viewable area is less due to the rounded corners.

Image: Tablet displaying a high-quality image, emphasizing the large screen and high refresh rate.

S Pen Functionality

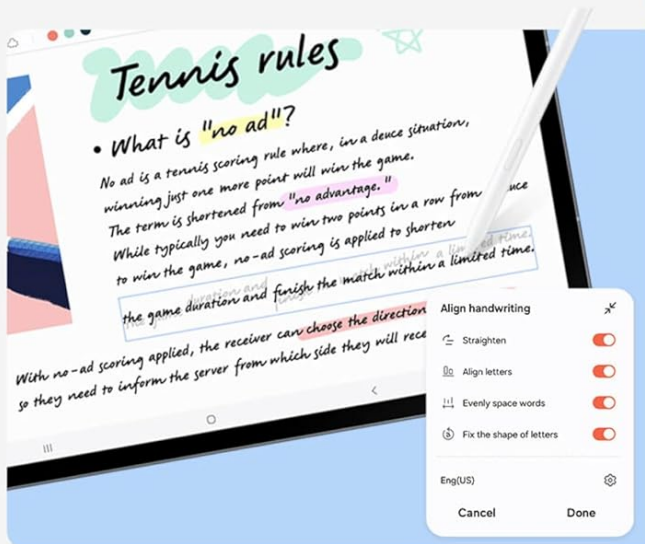
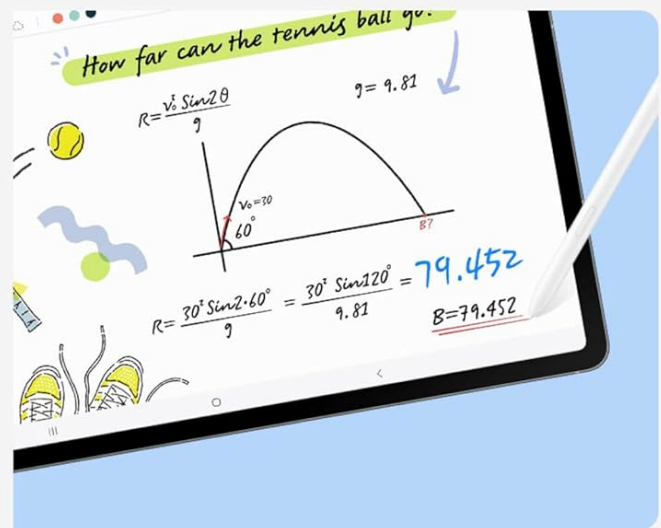
The included S Pen enhances your interaction with the tablet, offering precise control for various tasks.

- **Note-Taking:** Use the S Pen to write notes directly on the screen. The Handwriting Assist feature can automatically straighten, align, and adjust spacing for neater notes within compatible apps like Samsung Notes.
- **Math Solver:** For mathematical problems, write out equations with the S Pen. The Math Solver feature can convert handwritten equations into text and provide solutions.
- **Drawing and Sketching:** The S Pen provides a natural, pen-on-paper feel, making it ideal for creative tasks such as drawing, sketching, and digital art.

Level up your S Pen notetaking

Make the grade using Math Solver

Available in Samsung Notes app. Legibility of handwriting can impact accuracy of calculations.



Tidy up your handwritten notes with Handwriting Assist

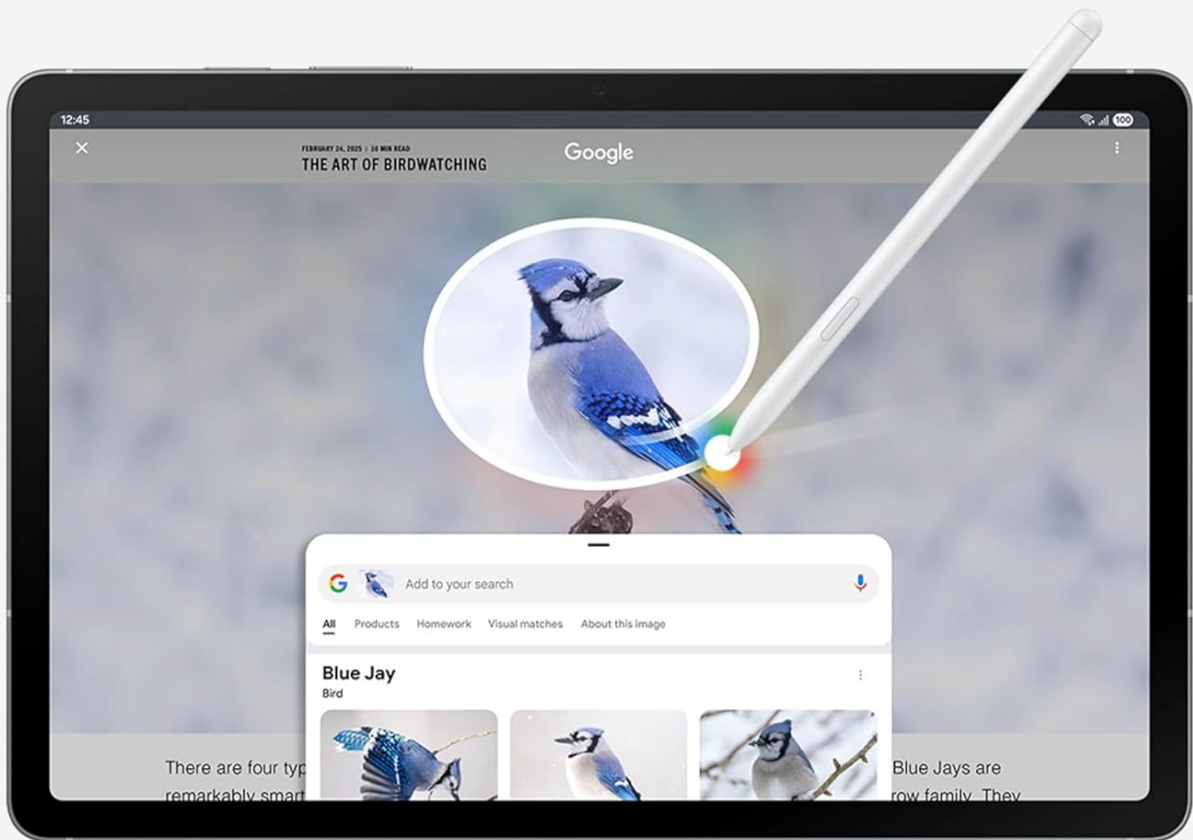
Compatible with Samsung Notes app only. English language preinstalled, select other languages available for download. Accuracy may vary.

Image: Tablet screen showing S Pen in use for math problems and note organization.

Circle to Search with Google

Quickly search for information by simply circling an object or text on your screen. This feature integrates with Google to provide instant search results without leaving your current application.

Circle anything. Search everything.



Works with compatible apps. Requires internet connection; results may vary by uniqueness, clarity and framing of circled image and related factors. Accuracy of results is not guaranteed. Google is a trademark of Google LLC.

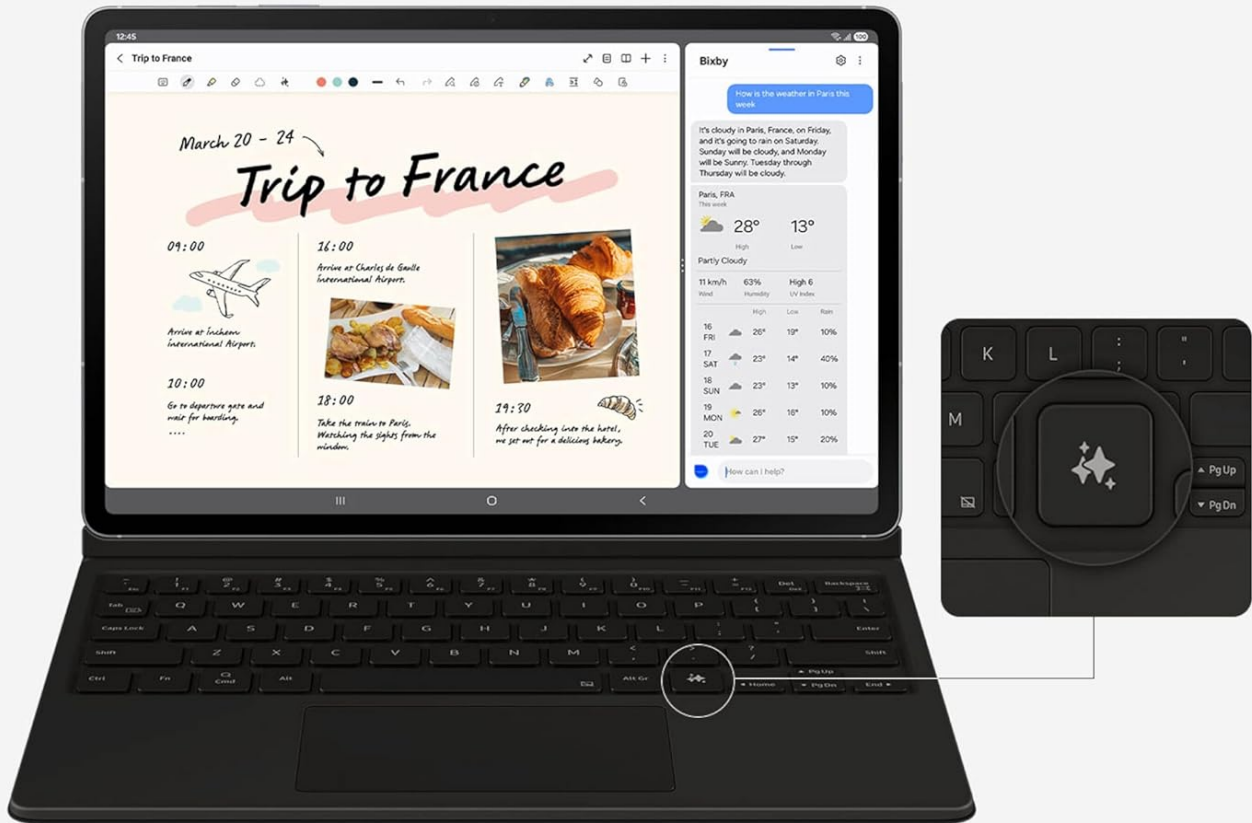
Image: Tablet screen showing the "Circle to Search" feature in action, circling an image to initiate a Google search.

AI Features on Keyboard

When using a compatible keyboard accessory (sold separately), you can access AI features via a dedicated hotkey, enhancing productivity and smart interactions.

New &
Notable

The power of AI, on your keyboard



Galaxy AI features by Samsung will be provided for free until the end of 2025 on supported Samsung Galaxy devices. Keyboard only compatible with Galaxy Tab S10 FE Series, Tab S10 Series, Tab S9 Series, Tab S9 FE Series models with One UI 6.1.1. or later. AI key function available on Galaxy Tab S10 FE Series, Tab S10 Series and Tab S9 Series models with One UI 7.0 or later (sold separately).

Image: Tablet connected to a keyboard, illustrating the AI hotkey.

Water Resistance (IP68)

The Galaxy Tab S10 FE+ is rated IP68 for water and dust resistance, meaning it can withstand immersion in up to 5 feet of water for up to 30 minutes. This provides durability against splashes and accidental submersions. Always ensure the charging port is dry before connecting any cables.

**Water resistant,
from drops to dunks**



Consistent with IP68 rating, water resistant in up to 5 feet of water for up to 30 minutes. Rinse residue / dry after wet.

**Great battery.
Fast charging.**

Up to
21 Hours

Based on local, 720p resolution video playback, default video player (full screen), 162 nit brightness, earbud volume 7, Wi-Fi and mobile network off. Results vary with settings, usage and other factors.

Pen-point precision



Image: Tablet being splashed with water, illustrating its water-resistant design.

Battery Life and Fast Charging

Enjoy extended usage with the long-lasting battery, providing up to 21 hours of video playback. When the battery is low, utilize Super Fast Charging with a compatible 45W charger (sold separately) to quickly power up your device.

Cameras

The tablet is equipped with front and rear cameras, ideal for clear video calls and capturing moments. The rear camera is 13MP.

SmartThings Integration

Manage your smart home devices directly from your tablet using the SmartThings app. View and control compatible devices, and monitor your home environment at a glance with Map View.

MAINTENANCE

- **Cleaning:** Use a soft, lint-free cloth to clean the screen and body of the tablet. For stubborn smudges, slightly dampen the cloth with water. Avoid harsh chemicals or abrasive materials.
- **Storage:** Store the tablet in a cool, dry place away from direct sunlight and extreme temperatures.
- **Battery Care:** To prolong battery life, avoid fully discharging the battery frequently. Charge the device regularly and avoid leaving it plugged in for extended periods after it's fully charged.
- **Software Updates:** Regularly check for and install software updates to ensure optimal performance, security, and access to new features.
- **Water Exposure:** After exposure to water, ensure the device, especially the charging port, is completely dry before charging or connecting accessories.

TROUBLESHOOTING

This section addresses common issues you might encounter with your Galaxy Tab S10 FE+.

Problem	Possible Solution
Tablet does not power on	Ensure the battery is charged. Connect the charger and wait a few minutes before attempting to power on again. If unresponsive, perform a forced restart by holding the Power button and Volume Down button simultaneously for about 7-10 seconds.
S Pen is not responding	Ensure the S Pen is properly attached to the charging area on the back of the tablet to ensure it's charged and paired. Restart the tablet if the issue persists.
Wi-Fi connection issues	Restart your Wi-Fi router. On the tablet, go to Settings > Connections > Wi-Fi, turn Wi-Fi off and then on again. Forget the network and reconnect.
Apps are crashing or freezing	Close and reopen the app. Clear the app's cache (Settings > Apps > [App Name] > Storage > Clear cache). Ensure the app and tablet software are up to date. Restart the tablet.
Battery drains quickly	Reduce screen brightness, disable unused features like Bluetooth or GPS, close background apps, and check battery usage in Settings to identify power-hungry apps.

SPECIFICATIONS

Key technical specifications for the SAMSUNG Galaxy Tab S10 FE+:

Feature	Detail
Model Name	Galaxy Tab S10 FE+
Item Model Number	SM-X620NZAMXAR
Operating System	Android
Screen Size	13.1 Inches
Max Screen Resolution	2880 x 1800 Pixels
Processor Brand	Samsung (Exynos 1580)

Feature	Detail
Flash Memory Size	256 GB
Memory Storage Capacity	256 GB
Average Battery Life	Up to 21 Hours (video playback)
Item Weight	1.49 pounds
Product Dimensions	11.83 x 7.67 x 0.24 inches
Color	Gray
Water Resistance	IP68 rated

WARRANTY AND SUPPORT

Warranty Information

Your SAMSUNG Galaxy Tab S10 FE+ comes with a manufacturer's limited warranty. Please refer to the warranty card included in your product packaging or visit the official Samsung website for detailed terms and conditions, including coverage period and what is covered.

Customer Support

For technical assistance, service, or additional support, please contact Samsung Customer Service through their official website or support hotlines. You can find contact information and frequently asked questions at www.samsung.com/us/support/.

When contacting support, please have your product model number (SM-X620NZAMXAR) and serial number ready.