

Bayer 17026AA

Bayer Design 17026AA Xeo Doll's Pram User Manual

Model: 17026AA Xeo

1. PRODUCT OVERVIEW

The Bayer Design 17026AA Xeo Doll's Pram is a versatile accessory designed for dolls up to 46 cm. It features a modern design with multiple adjustment options, including a height-adjustable handle and a swivel slider. The pram can be easily converted into a doll jogger, offering flexible play scenarios. It includes swiveling front wheels for enhanced maneuverability, a matching bag, and an integrated storage basket.



Image 1.1: The Bayer Design Xeo Doll's Pram shown in its traditional pram configuration, complete with a matching accessory bag hanging from the handle.

2. IMPORTANT SAFETY INFORMATION

- **WARNING:** Not suitable for children under 3 years due to small parts. Choking hazard.
- Assembly of this toy must be performed by an adult.
- Keep all packaging materials away from children.
- Regularly inspect the product for any damage or loose parts. Discontinue use if any damage is found.

3. PACKAGE CONTENTS

Please ensure all components are present before beginning assembly:

- Pram Frame Components (various bars and connectors)
- Pram Body / Bassinet Fabric
- Convertible Sports Seat Fabric
- Wheels (Front Swivel Wheels, Rear Wheels)
- Matching Accessory Bag
- Integrated Storage Basket Fabric
- Assembly Instructions Sheet

4. ASSEMBLY INSTRUCTIONS

Follow these steps carefully for proper assembly. Adult supervision is required.





Image 4.1: Detailed assembly diagram illustrating the 10-step process for setting up the doll's pram.

1. **Step 1:** Attach component D to the main frame.
2. **Step 2:** Secure component T and K to the frame using the provided fasteners.
3. **Step 3:** Connect component C to the lower frame section.
4. **Step 4:** Attach wheels A and B to the designated axles. Ensure they click into place securely.
5. **Step 5:** Secure component F to the frame (2 times).
6. **Step 6:** Attach component E to the frame (2 times).
7. **Step 7:** Connect component J to the frame (2 times).
8. **Step 8:** Attach handle H to the main frame.
9. **Step 9:** Position the bassinet/sports seat onto the assembled frame.
10. **Step 10:** Ensure all connections are firm and the pram is stable before use.

5. OPERATING INSTRUCTIONS

5.1 Adjusting the Handle

The pram features a height-adjustable handle, allowing it to be set between 58 cm and 71 cm to suit different user heights. Locate the adjustment buttons or levers on the side of the handle, press them, and slide the handle to the desired height. Release the buttons to lock it in place.

5.2 Swivel Slider Function

The swivel slider allows you to change the direction of the handle, enabling the doll's pram to be pushed with the doll facing towards or away from the user. To activate, locate the swivel mechanism near the handle's base, unlock it, rotate the handle 180 degrees, and lock it back into position.

5.3 Converting from Pram to Jogger

The Xeo doll's pram can be easily converted into a doll jogger. This involves adjusting the position of the tub/seat unit. Locate the press studs or clips that secure the bassinet in its flat position. Release these, and reconfigure the fabric and frame to form an upright sports seat. The cover can be adjusted to protect the doll in both lying and sitting positions.



Image 5.1: The doll's pram configured as a jogger, demonstrating its convertible functionality.

5.4 Swivel Front Wheels

The front wheels are designed to swivel, providing excellent maneuverability and making it easy to navigate corners and tight spaces. Ensure the wheels are free from obstructions for smooth operation.

5.5 Using the Integrated Basket and Bag

The pram includes an integrated basket located beneath the seat, offering convenient storage for doll accessories or other small items. A matching accessory bag is also provided, which can be used as a shoulder bag or handbag, featuring both long and short handles.

Item Weight	3.94 kg
Material Type	Metal
Assembly Required	Yes (Adult Assembly)




9. WARRANTY AND SUPPORT




For warranty information or technical support, please contact Bayer Design directly. When contacting support, please provide the model number (17026AA) and a detailed description of the issue.

Manufacturer: Bayer Design

For further assistance, refer to the manufacturer's website or contact their customer service department.

Related Documents - 17026AA

	<p>MEDRAD® Salient Operation Manual - Bayer</p> <p>Comprehensive operation manual for the MEDRAD® Salient Contrast Injection System by Bayer. Covers installation, operation, safety, maintenance, and troubleshooting for medical professionals.</p>
	<p>Contour TS Blood Glucose Monitoring System Quick Reference Guide</p> <p>A quick reference guide for the Bayer Contour TS Blood Glucose Monitoring System, detailing how to insert test strips, get a blood sample, test blood glucose, and interpret error codes and symbols. Includes instructions in both English and Spanish.</p>
	<p>Canesten GYNO Crème: Gebruiksaanwijzing en Patiëntinformatie</p> <p>Gedetailleerde patiëntinformatie voor Canesten GYNO Crème, een vaginale schimmelinfectiebehandeling met clotrimazol van Bayer. Bevat instructies voor gebruik, bijwerkingen, en bewaaradvies.</p>

	<p>АСПИРИН КОМПЛЕКС 500 mg / 30 mg гранули за перорална суспензия - Кратка характеристика на продукта</p> <p>Кратка характеристика на продукта за АСПИРИН КОМПЛЕКС, лекарство съдържащо ацетилсалицилова киселина и псевдоефедрин хидрохлорид, използвано за симптоматично лечение на назална/синусна конгестия с болка и повишена температура. Включва дозировка, показания, противопоказания, предупреждения, взаимодействия и нежелани реакции.</p>
	<p>ASPIRIN COMPLEX: Patient Information Leaflet - Uses, Dosage, Side Effects, and Warnings</p> <p>Comprehensive patient information leaflet for ASPIRIN COMPLEX, a medication for cold and flu symptoms. Learn about its uses, dosage, contraindications, warnings, side effects, and storage. Contains acetylsalicylic acid and pseudoephedrine hydrochloride.</p>
	<p>Bayer plc Hosts German Industry UK for Working Meeting in Reading</p> <p>Report on the second Working Meeting of 2025 between German Industry UK (GIUK) and Bayer plc, discussing UK business challenges, innovation, and bilateral relations.</p>