

## Manuals+

[Q & A](#) | [Deep Search](#) | [Upload](#)

[manuals.plus](#) /

› [Momcozy](#) /

› [Momcozy 4-in-1 Pumping Bra User Manual](#)

## Momcozy HF066

# Momcozy 4-in-1 Pumping Bra User Manual

Model: HF066

## INTRODUCTION

---

The Momcozy 4-in-1 Pumping Bra is designed to provide seamless support for both hands-free pumping and comfortable breastfeeding. Crafted with cooling fabric and a wire-free construction, it adapts to your body's changes throughout pregnancy and postpartum, offering discreet and versatile wear for various daily activities.



Figure 1: Momcozy 4-in-1 Pumping Bra in use with a breast pump.

## KEY FEATURES

---

- **4-in-1 Pumping & Nursing:** Seamlessly transitions between hands-free pumping and direct breastfeeding without needing to change bras. Features quick nursing access.
  - **Cooling, Sweat-Free Comfort:** Made with cooling-touch fabric (Q-max 0.24) that actively draws heat and moisture away from the skin, ensuring comfort during long sessions or warm weather.
  - **Seamless & Invisible Support:** Bonded, wire-free construction provides smooth, gentle support with no visible lines under clothing, preventing pinching or digging.
  - **Flexible Fit for Changing Bodies:** High-stretch, high-recovery fabric adapts to fluctuating breast sizes throughout pregnancy and postpartum, maintaining shape and support.
  - **Universal Pump Compatibility:** Designed to securely hold various wearable breast pumps.
-

# Seamless Hands-Free Pumping Bra



Hands Free



Cooling Fabric



Seamless &  
Breathable



Universal Pump  
Compatibility

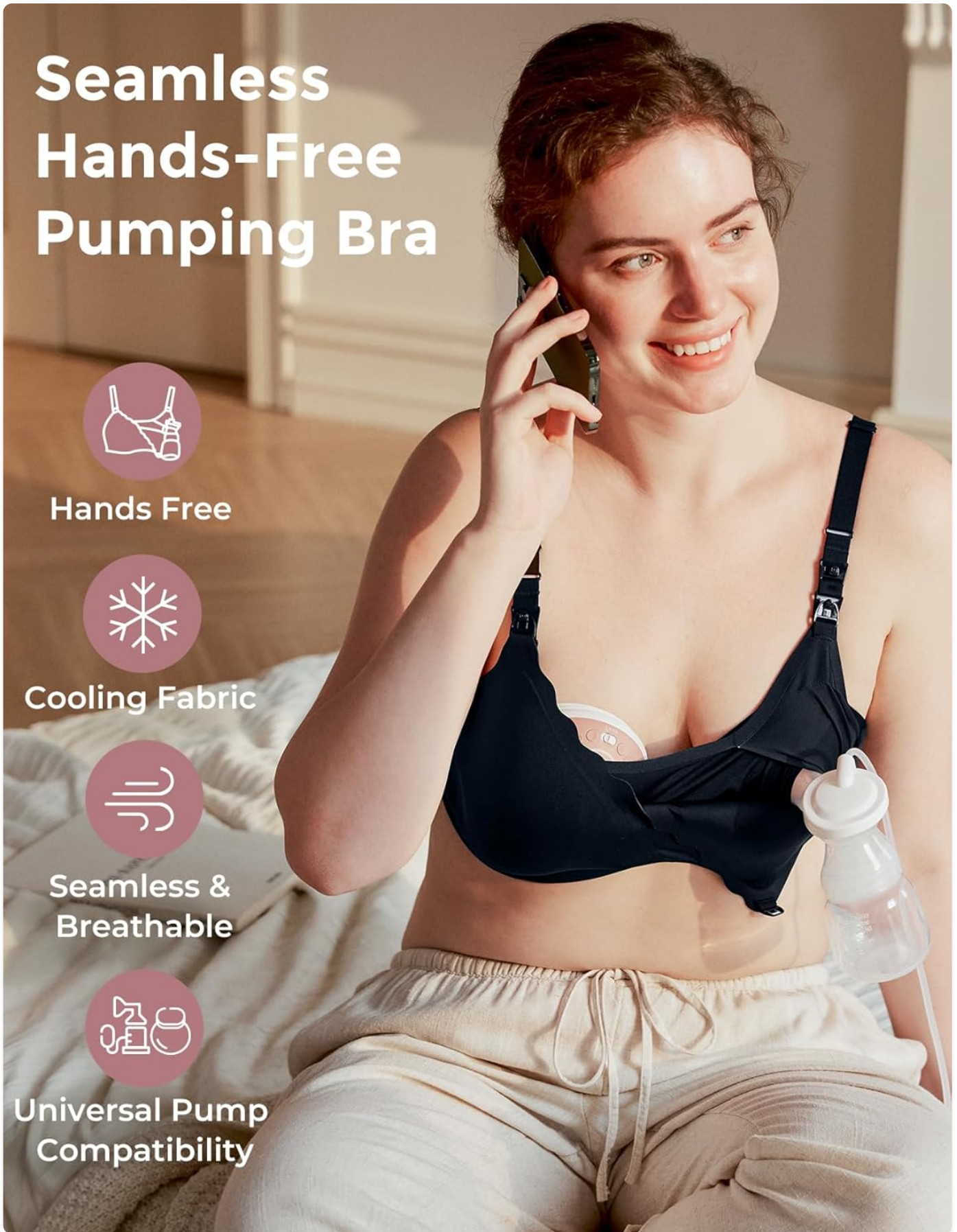



Figure 2: Visual representation of the bra's key features.

## SETUP

### 1. Choosing the Correct Size

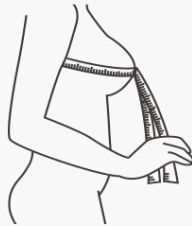
Refer to the size chart and measurement guide to ensure optimal fit and support. Proper sizing is crucial for comfort and effective pumping/nursing.

### Setp 1



**MeasurementA(Band Size):**  
Measure under your breasts,snug but not tight,keep the tape measure level all the way around.  
[24.5-26.5(in)=32, 26.5-28.5(in)=32, 28.5-30.5(in)=34, 30.5-32.5(in)=36, 32.5-34.5(in)=38, 34.5-36.5(in)=40]

### Setp 2



**MeasurementB(Bust Size):**  
Measure under your fullest part of breasts, not too tightly, and press down between them.


### Setp 3

$$\begin{matrix} 37-31=6 \\ \text{(Bust Size)} \quad \text{(Band Size)} \quad \text{(Cup Size)} \end{matrix}$$

36C

**Calculate:**  
Subtract MeasurementA form MeasurementB  
The difference represents your letter cup size  
(4.5~5.5=B, 5.5~6.5=C, 6.5~7.5=D, 7.5~8.5=E)

Figure 3: Momcozy Pumping Bra Size Chart.



## Adjustable Back Closure

Four-row hooks for customizable comfort.

Figure 4: How to measure for your Momcozy Pumping Bra.

## 2. Adjusting the Fit

The bra features adjustable straps and a four-row hook-and-eye back closure for a customizable fit. Adjust these as needed to ensure the bra feels secure but not overly tight, accommodating changes in breast size throughout the day or postpartum period.



## " I LOVE my Mesh Pumping Bra ! "

This bra is amazing! The nursing clips are so easy to use—just one hand for breastfeeding. The back closure has four hooks, so you can adjust it to fit just right. The jelly bands give a nice, gentle lift and are super comfy all day. Plus, the seamless design feels great and doesn't irritate my skin. Honestly, it's a total game-changer for pumping and nursing!

— Momcozy Pumping Bra User



Figure 5: Adjustable back closure for personalized fit.

## OPERATING INSTRUCTIONS

---

### 1. For Hands-Free Pumping

1. Unclip the top nursing clasp on both sides of the bra.
2. The inner layer of the bra features a patented 'X' structure designed to securely hold breast pump flanges in place.
3. Insert your breast pump flanges into the openings, ensuring a snug fit. The bra's design provides firm support to keep the pump stable during use.
4. Once pumping is complete, remove the flanges and re-clip the nursing clasps.

# One-Hand Nursing & Secure Pumping



Figure 6: Instructions for using the bra for pumping.

## 2. For Breastfeeding

1. To breastfeed, unclip both the top nursing clasp and the lower pumping clasp on the side you wish to nurse from.
2. This allows the entire cup to fold down, providing full and easy access for your baby.
3. After feeding, simply fold the cup back up and re-clip both clasps securely.

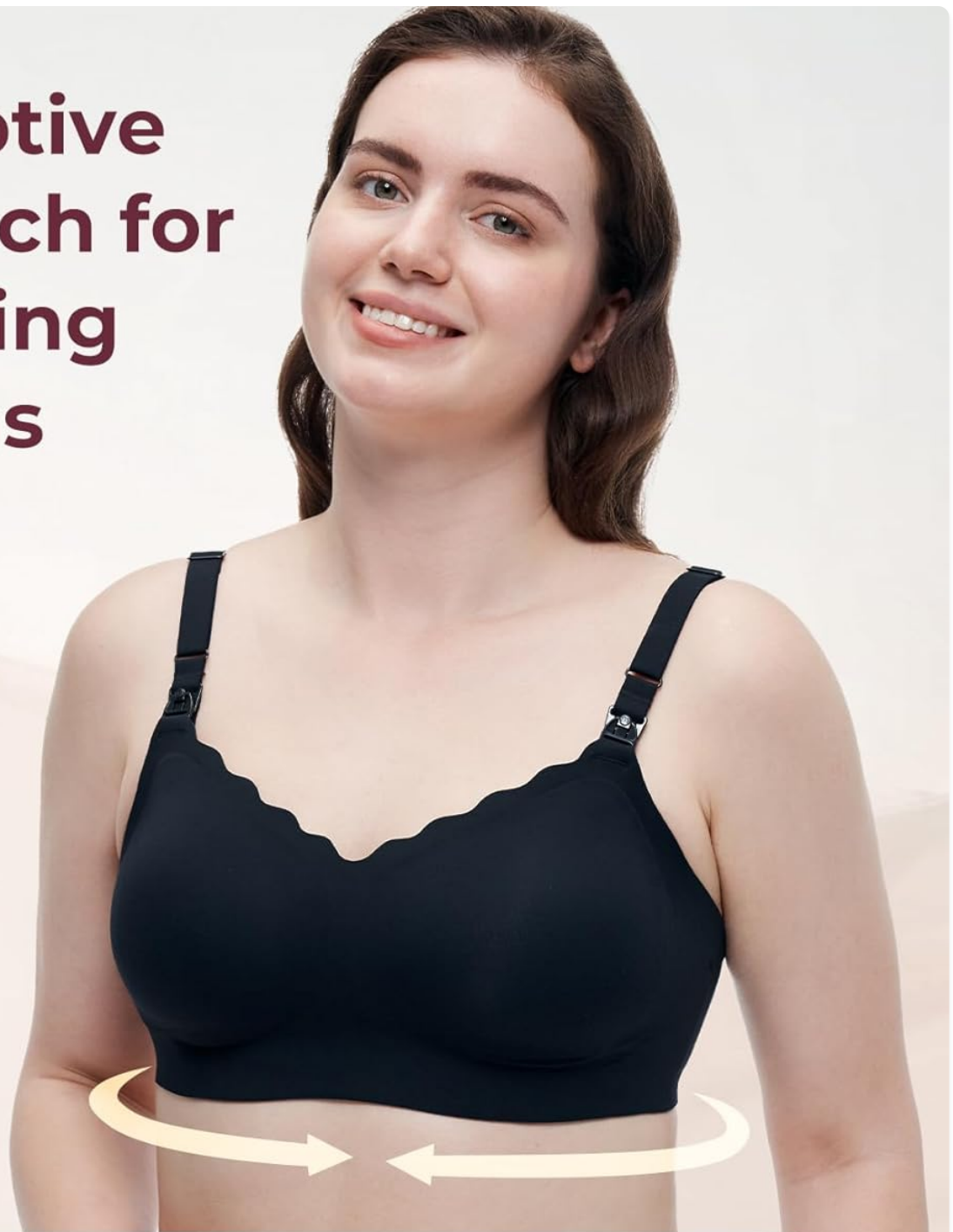


Figure 7: Dual-clasp system for easy access.

### **3. All-Day Wear and Comfort**

The Momcozy 4-in-1 Pumping Bra is designed for continuous wear throughout your day, whether you are working, relaxing, exercising, or actively pumping and nursing. Its seamless design and cooling fabric ensure maximum comfort and discretion under any outfit.

# Adaptive Stretch for Nursing Moms



## Adapts to Nursing Breast Changes



Figure 8: Adaptive stretch for changing body shapes.

### Official Product Video

Your browser does not support the video tag.

Video 1: "Pump easy. Stay cool. Feel supported." This video demonstrates the features and benefits of the Momcozy 4-in-1 Pumping Bra, including its soft material, easy-to-use clasps for nursing and pumping, jelly strip support, and seamless design for discreet wear under

clothing. It also shows the bra in use for both pumping and breastfeeding.

## MAINTENANCE

---

### Care Instructions

- **Washing:** Hand wash or machine wash on a gentle cycle with cold water. Use a laundry bag to protect the bra.
- **Detergent:** Use a mild detergent. Avoid bleach or harsh chemicals.
- **Drying:** Air dry flat or hang to dry. Do not tumble dry, as high heat can damage the fabric and elastic.
- **Ironing:** Do not iron.
- **Storage:** Store flat to maintain the bra's shape and integrity.

Proper care will help maintain the cooling properties, elasticity, and overall longevity of your Momcozy Pumping Bra.

## TROUBLESHOOTING

---

Problem	Possible Cause	Solution
Bra feels too tight or uncomfortable.	Incorrect size; straps or band too tight; body changes.	Check size against measurement guide. Adjust shoulder straps and use the adjustable back closure for more room. Consider using the clip extender if needed.
Pump flanges do not feel secure.	Flanges not properly inserted; bra not snug enough.	Ensure flanges are fully inserted into the 'X' structure. Adjust bra straps and band for a firmer fit.
Bra shows through clothing.	Tight clothing; bra not sitting smoothly.	The bra is designed to be seamless. Ensure it is properly adjusted and smooth against your skin. Choose looser clothing if discretion is a primary concern.
Fabric feels less cooling over time.	Improper washing or drying; natural wear.	Follow care instructions carefully. Avoid harsh detergents or high heat drying.

## SPECIFICATIONS

---

**Model Number:** HF066

**Product Dimensions:** 3.94 x 1.97 x 3.15 inches; 7.37 ounces

**Fabric Type:** 61% Nylon, 39% Spandex

**Closure Type:** Hook & Eye

**Underwire Type:** Wire Free

**Strap Type:** Adjustable

**Country of Origin:** China

**Manufacturer:** Momcozy

## WARRANTY AND SUPPORT

---

For specific warranty information and customer support, please refer to the official Momcozy website or contact Momcozy customer service directly. You can also visit the [Momcozy Store on Amazon](#) for additional product details and support resources.

