

Ikarao Ikarao Shell S3

Ikarao Shell S3 Karaoke Machine User Manual

Model: Ikarao Shell S3 | Brand: Ikarao

INTRODUCTION

Welcome to the user manual for your new Ikarao Shell S3 Karaoke Machine. This portable karaoke system is designed to provide an immersive and enjoyable singing experience with its integrated screen, advanced audio features, and user-friendly interface. Whether for home entertainment or outdoor parties, the Shell S3 offers powerful sound and versatile connectivity to enhance your musical moments.



Figure 1: The Ikarao Shell S3 Karaoke Machine, ready for use.

WHAT'S IN THE BOX

Please check the contents of your package to ensure all items are present:

- 1x Shell S3 Smart Karaoke Machine

- 2 x Bluetooth Wireless Microphones
- 1 x Type-C Cable (*Note: Power adapter not included*)
- 1 x User Manual

SETUP GUIDE

Follow these steps for initial setup of your Ikarao Shell S3:

1. **Unpack the Device:** Carefully remove the karaoke machine and all accessories from the packaging.
2. **Power On:** Lift the top lid of the machine to reveal the screen and microphones. Press the power button located on the front of the unit to turn it on. The screen will display the Ikarao logo during startup.
3. **Microphone Activation:** The two wireless microphones are stored magnetically within the unit. Remove them and press the power button on each microphone to turn them on. They will automatically pair with the karaoke machine.
4. **Connect to Wi-Fi:** On the machine's screen, navigate to the settings and connect to your preferred Wi-Fi network (supports both 2.4GHz and 5GHz). A stable Wi-Fi connection is essential for accessing online content like YouTube and KaraFun.
5. **Initial App Setup:** Once connected to Wi-Fi, you can access pre-installed apps like YouTube and KaraFun. For KaraFun Prime, follow the on-screen instructions to activate your included 6-month subscription.

Built-In YouTube. Tap. Sing Instantly.

No more passing the phone around to sing. No setup. One tap. Everyone joins.



Figure 2: One-tap setup for quick singing.

Your browser does not support the video tag.

Video 1: Official overview of the Ikarao Shell S3 Karaoke Machine, demonstrating unboxing, setup, and key features.

OPERATING INSTRUCTIONS

Microphone Usage

The Ikarao Shell S3 comes with two wireless microphones featuring advanced sound processing. Each microphone has independent volume controls and can be used to pause/play music. They are equipped with USB-C ports for charging (*Note: Microphones do not charge when stored in the unit*).

- **Autotune & Echo:** Enhance your vocals with built-in Autotune pitch correction and echo effects.
- **EQ Adjustments:** Utilize 7 built-in sound effects and EQ adjustments to customize your voice.
- **Magnetic Storage:** The microphones fit securely into designated slots on the machine for easy storage and transport.



**Head to the Rooftop
and Start the Karaoke Party**

Figure 3: Wireless Microphones with Autotune & EQ.



Figure 4: Magnetic storage for wireless microphones.

KaraFun Prime Integration

Your Ikarao Shell S3 includes a 6-month KaraFun Prime subscription, providing access to a vast library of over 50,000 songs with new tracks added monthly.

- **Lyrics Display:** Follow along with built-in color-changing lyrics directly on the screen.
- **Customization:** Adjust song key and tempo to match your vocal range.
- **Vocal Match:** Use the vocal match feature to find songs best suited for your voice.
- **Remote Control:** Scan a QR code with your smartphone to use it as a remote, browsing the catalog and queuing songs.
- **Offline Sync:** Download songs for offline use, perfect for areas without internet access.

Powerful 80W Sound

Your floor shakes, your chest pounds, drown out the world — 80W takes over everything.



Figure 5: Free 6-Months KaraFun Prime access.

AI Vocal Remover

The Shell S3 features a cutting-edge AI vocal remover that transforms any song into an instrumental backing track with a single tap. This eliminates the need to search for specific karaoke versions, allowing you to sing along to your favorite original songs.



**Karaoke Brings
Families Closer Together**

Figure 6: AI Vocal Removal for instant backing tracks.

Connectivity

The Ikarao Shell S3 offers multiple connectivity options for seamless integration with your devices:

- **Bluetooth 5.4:** Connect wirelessly to smartphones, tablets, and other Bluetooth-enabled devices for audio streaming.
- **Wi-Fi:** Access online content and streaming services directly from the machine.
- **USB Type-C:** Use the USB-C port for charging the unit and connecting compatible devices.
- **AUX OUT:** Connect to external sound systems or amplifiers for a larger soundstage.



Figure 7: Compatible with various devices for versatile use.

Portability

Designed for both indoor and outdoor use, the Shell S3 is highly portable:

- **Foldable Handle:** A convenient foldable handle makes it easy to carry the machine anywhere.
- **Long Battery Life:** Enjoy up to 7 hours of non-stop karaoke fun on a single charge.

7H Non-Stop Beat

One charge is enough for party from morning to night.



Note: Actual playtime may vary depending on factors including volume, audio source, and environmental interference.



Figure 8: Take your karaoke machine anywhere with ease.

MAINTENANCE

To ensure the longevity and optimal performance of your Ikarao Shell S3 Karaoke Machine, please follow these maintenance guidelines:

- **Cleaning:** Use a soft, dry cloth to clean the exterior of the machine and microphones. Avoid using abrasive cleaners or solvents. For the screen, use a microfiber cloth specifically designed for electronics.
- **Storage:** When not in use, store the machine in a cool, dry place away from direct sunlight and extreme

temperatures. Ensure microphones are securely placed in their magnetic storage slots.

- **Battery Care:** For optimal battery life, avoid fully discharging the battery frequently. Charge the unit regularly, even if not in constant use.
- **Handle with Care:** While designed for portability, avoid dropping the unit or subjecting it to strong impacts.

TROUBLESHOOTING

If you encounter any issues with your Ikarao Shell S3, please refer to the following common troubleshooting steps:

Problem	Possible Cause	Solution
No Power	Low battery or power cable not connected.	Connect the Type-C cable and charge the unit. Ensure the power button is pressed.
No Sound from Speaker	Volume too low, muted, or incorrect input source.	Increase volume, check mute settings, verify correct input (e.g., Bluetooth, Wi-Fi app).
Microphones Not Working	Microphones off, low battery, or not paired.	Ensure microphones are powered on and charged. They should automatically pair; if not, restart them.
Wi-Fi Connectivity Issues	Incorrect password, out of range, or network interference.	Re-enter Wi-Fi password, move closer to router, try restarting router.
Distorted Sound at High Volume	Volume too high, especially with bass boost.	Reduce volume. If bass boost is enabled, try disabling it or lowering the volume further. Optimal listening is between 75-90% volume.

If the problem persists after trying these steps, please contact Ikarao customer support.

SPECIFICATIONS

Feature	Detail
Model Number	Ikarao Shell S3
Item Weight	3.97 pounds
Product Dimensions	7.4 x 7.32 x 5 inches
Speaker Output	80W Peak Power
Battery Type	Lithium Ion (1 x 12V battery included)
Battery Life	Up to 7 hours (without tablet screen active)
Connectivity	Bluetooth 5.4, Wi-Fi (2.4GHz & 5GHz), USB Type-C, AUX OUT
Microphones	2 x Bluetooth Wireless Microphones (USB-C charging)

Feature	Detail
Display	Built-in screen with lyrics display
Karaoke Features	AI Vocal Remover, Autotune, Echo, EQ Adjustments, KaraFun Prime integration
Country of Origin	China

WARRANTY AND SUPPORT

Ikarao is committed to providing quality products and excellent customer service.




- **Warranty:** A 1-year warranty is provided for the Ikarao Shell S3 Karaoke Machine. Please retain your proof of purchase for warranty claims.
- **Customer Support:** For any inquiries, technical assistance, or warranty support, please contact our customer service team.

Email: Support@ikarao.com

Our customer service is available 24 hours online to assist you.

© 2025 Ikarao. All rights reserved.

Related Documents - Ikarao Shell S3

	<p>Ikarao BREAK X1 Quick Start Guide</p> <p>A concise guide to setting up and using the Ikarao BREAK X1 portable karaoke speaker system, covering features like Bluetooth, Wi-Fi, microphones, and charging.</p>
	<p>Ikarao Break X2 Smart Karaoke Machine: Quick Start Guide & Specifications</p> <p>Get started with your Ikarao Break X2 Smart Karaoke Machine. This guide covers setup, features, specifications, and usage for the karaoke system with a 10.1-inch tablet and wireless microphones.</p>
	<p>Ikarao Shell S1 Smart Karaoke Speaker User Manual</p> <p>Comprehensive user manual for the Ikarao Shell S1 Smart Karaoke Speaker, covering setup, features, operation, troubleshooting, and technical specifications. Learn how to connect, use the microphones, and enjoy karaoke.</p>

 The image shows the cover of the Ikarao Break X2 User Manual. It features the Ikarao logo at the top, followed by the product name 'Break X2' and the text 'User Manual'. Below this is a line drawing of the speaker unit, which has a digital display screen and two large yellow circular speakers.	<p>Ikarao Break X2 Smart Karaoke Speaker User Manual</p> <p>Comprehensive user manual for the Ikarao Break X2 Smart Karaoke Speaker, covering setup, features, and operation in multiple languages.</p>
 The image shows the cover of the Ikarao Break X2 user manual in French. It features the Ikarao logo, the product name 'Break X2', and the text 'Manuel de l'utilisateur'. Below this is a line drawing of the speaker unit, which has a digital display screen and two large yellow circular speakers.	<p>Ikarao Break X2 Manuel de l'utilisateur</p> <p>Découvrez le manuel de l'utilisateur pour l'enceinte karaoké Ikarao Break X2, détaillant ses fonctionnalités, son utilisation, sa connectivité Bluetooth et ses spécifications techniques.</p>
 The image shows the cover of the Ikarao Break X1 Quick Start Guide. It features a photograph of a group of people singing and playing instruments. The text 'QUICK START GUIDE' is written vertically on the left side, and 'Break X1' is at the bottom.	<p>Ikarao Break X1 Quick Start Guide</p> <p>A comprehensive quick start guide for the Ikarao Break X1 smart karaoke machine, covering setup, features, and usage instructions.</p>