

## ARRMA ARA4302V4T3

# ARRMA 1/10 Granite 4X4 223S BLX Brushless Monster Truck Instruction Manual

Model: ARA4302V4T3 | Brand: ARRMA

## INTRODUCTION

The ARRMA 1/10 Granite 4X4 223S BLX Brushless Monster Truck is a high-performance, ready-to-run (RTR) remote-controlled vehicle designed for durability and speed. Equipped with a powerful brushless motor and Spektrum DSC (Dynamic Stability Control), this monster truck is suitable for both beginner and experienced RC enthusiasts. Its robust design and all-terrain suspension ensure exciting performance across various environments.



Image: The ARRMA 1/10 Granite 4X4 223S BLX Brushless Monster Truck, showcasing its aggressive design and large wheels.

## SAFETY INFORMATION

**WARNING:** Read the ENTIRE instruction manual to become familiar with the features of the product before operating. Failure to operate the product correctly can result in damage to the product, personal property, and cause serious injury. This is a sophisticated hobby product. It must be operated with caution and common sense and requires some basic mechanical ability. Failure to operate this Product in a safe and responsible manner could result in injury or damage to the product or other property. This product is not intended for use by children without direct adult supervision. Do not use with incompatible components or alter this product in any way outside of the instructions provided by Horizon Hobby, LLC. The product manual contains instructions for safety, operation, and maintenance. It is essential to read and follow all the instructions and warnings in the manual, prior to

assembly, setup, or use, in order to operate correctly and avoid damage or serious injury.

## WHAT'S IN THE BOX

---

- (1) GRANITE 223S BLX 4X4 1/10 Scale Monster Truck RTR
- (1) Spektrum SLT 80A 2-in-1 Waterproof ESC & Receiver 2S/3S with DSC
- (1) Spektrum 3100Kv Brushless Motor
- (1) Spektrum SLT3 2.4GHz Transmitter
- Product Manual

## SETUP

---

### 1. Battery and Charger (Not Included)

The ARRMA Granite 223S BLX requires a compatible 2S or 3S LiPo battery and charger, which are not included with the truck. Ensure you use IC5 compatible batteries. Refer to the image below for maximum battery tray dimensions and recommended battery types.

***NOT INCLUDED***

***YOU WILL REQUIRE THESE ITEMS TO RUN THE VEHICLE...***

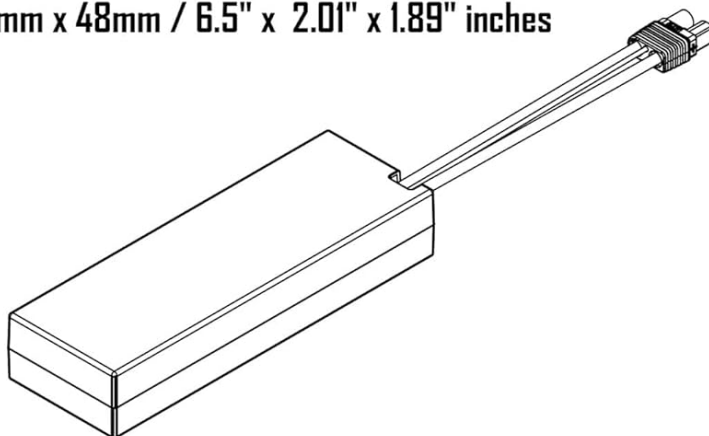


Use your own choice of IC5 compatible batteries and preferred charger.

**BATTERY TRAY MAX DIMENSIONS**

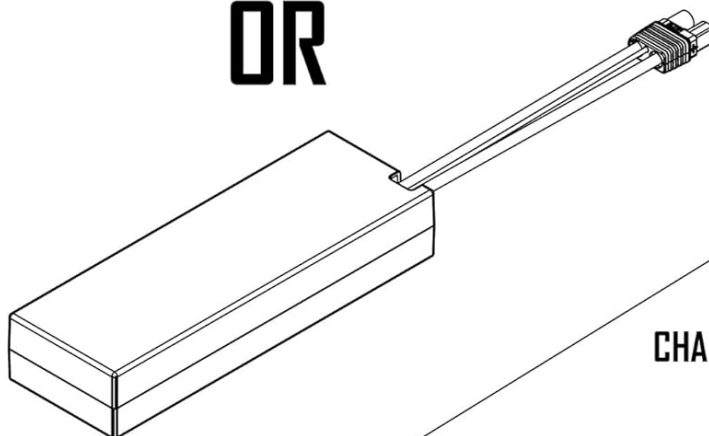
165mm x 51mm x 48mm / 6.5" x 2.01" x 1.89" inches

1 X  
2S 7.4v LiPo



**OR**

1 X  
3S 11.1v LiPo



**CHARGER**



Image: Illustration of required 2S or 3S LiPo batteries and a charger, along with battery tray dimensions (165mm x 51mm x 48mm / 6.5" x 2.01" x 1.89" inches).

## 2. Transmitter Setup

The Spektrum SLT3 2.4GHz Transmitter is included. Ensure it has 4 AA batteries installed (included with product). Familiarize yourself with the transmitter's controls, including steering, throttle, and trim adjustments, before operating the vehicle.



Image: The Spektrum SLT3 2.4GHz Transmitter, used for controlling the monster truck.

### **3. Body Installation**

The truck features an aggressively styled body with a clipless body retention system for easy and secure attachment. Align the body with the chassis and press down firmly until it clicks into place. To remove, simply press the release tabs.





Image: Top-down view of the ARRMA Granite truck body, highlighting the clipless body retention system.

## OPERATING THE MONSTER TRUCK

---

### 1. Powering On

After installing the battery and securing the body, turn on the transmitter first, then the vehicle's power switch. The Spektrum SLT 80A 2-in-1 Waterproof ESC & Receiver will initialize. Wait for the system to connect before attempting to drive.



Image: The Spektrum SLT 80A 2-in-1 Waterproof ESC & Receiver unit.

## 2. Driving and Performance

The Granite 223S BLX is 2S and 3S ready, offering versatile speed options from beginner to pro-level. The Spektrum DSC (Dynamic Stability Control) and throttle limiting features assist in maintaining control, especially during high-speed maneuvers or on challenging terrains. Its heavy-duty transmission and all-terrain suspension are designed for aggressive bashing and off-road performance.



Image: The ARRMA Granite 4X4 223S BLX in action, demonstrating its all-terrain capabilities.





Image: The ARRMA Granite 4X4 223S BLX mid-air after a jump, showcasing its robust suspension.

## Official Product Video

---

Video: Official product video demonstrating the ARRMA Granite 4X4 223S BLX Monster Truck's features and performance in various environments, including its clipless body system and durability.

## MAINTENANCE

---

Regular maintenance is crucial for the longevity and optimal performance of your ARRMA Granite 223S BLX. After each use, especially in dusty or wet conditions, clean the vehicle thoroughly. Inspect all moving parts, including the drivetrain, suspension components, and steering linkages, for any signs of wear or damage. Ensure all screws are tightened and lubricate moving parts as recommended in the full product manual.





Image: Detailed view of the truck's suspension system, highlighting the shocks and control arms.



Image: The center differential of the ARRMA Granite, a key component of the drivetrain.

## TROUBLESHOOTING

If you encounter issues with your ARRMA Granite 223S BLX, consider the following general troubleshooting steps:

- **No Power:** Check battery charge, ensure all connections are secure, and verify the power switch is on for both the truck and transmitter.
- **Loss of Control:** Re-bind the transmitter and receiver. Check for interference or low battery in the transmitter.
- **Reduced Performance:** Inspect for debris in moving parts, check for damaged gears or bearings, and ensure the motor and ESC are not overheating.
- **Unusual Noises:** This often indicates a worn or damaged gear. Inspect the drivetrain for any broken or stripped teeth.

For more detailed troubleshooting, refer to the comprehensive product manual or contact ARRMA customer support.

## SPECIFICATIONS

Feature	Detail
Product Dimensions	21.4 x 16.3 x 9.5 inches
Item Weight	7.63 pounds
Country of Origin	China


Feature	Detail
ASIN	B0DVN2TBMB
Item Model Number	ARA4302V4T3
Manufacturer Recommended Age	14 years and up
Batteries	4 AA batteries required (included for transmitter)
Release Date	January 30, 2025
Manufacturer	Horizon Hobby



Image: Diagram illustrating the key dimensions of the ARRMA Granite 4X4 3S BLX Monster Truck.

## WARRANTY AND SUPPORT

For warranty information, technical support, or replacement parts, please contact Horizon Hobby, the manufacturer of ARRMA products. Refer to the contact details provided in the full product manual or visit the official ARRMA website for the most up-to-date support information.



### [ARRMA Granite 223S BLX 4x4 RTR: Get Started Guide](#)

This guide provides essential information for getting started with your ARRMA Granite 223S BLX 4x4 RTR RC car. Learn about what's included, safety precautions, and basic operation.

lang:en **score:30** filesize: 22.56 M page\_count: 56 document date: 2024-08-30



### [\[pdf\] User Manual Instructions](#)

ARRMA 1 10 GRANITE 223S 4X4 RTR Manual MultilingualManual Centre Wheelspin

ModelsARA4302V4T1 manuald3kia4uusq9en9 cloudfront net img3 ARA4302V4T1 manual |||

SPEKTRUM SLT3 DSC Transmitter aa OPT. 12mm Wheel Hexes Included

www.arrma-rc.com Warnings NOTIC ... Components Komponenten Contenu de la bote ARRMA Granite 4wd 223S BLX DSC ARA4302V4T1 ARA4302V4T2

**ARA4302V4T3** Spektrum 2.4GHz Transmitter SPMRSLT370 Spektrum SLT DSC 2-in-1 80A Electronic Speed ...

lang:en **score:30** filesize: 22.56 M page\_count: 56 document date: 2024-08-30