

Strong LEAP-S3 PRO

STRONG Leap-S3 Pro 4K UHD Streaming Box User Manual

Model: LEAP-S3 PRO

INTRODUCTION

The STRONG Leap-S3 Pro is a high-performance 4K UHD streaming box designed to transform your television into a smart entertainment hub. Running on the latest Android TV operating system, it provides seamless access to a vast array of streaming services, apps, and features, including Google Assistant and Chromecast built-in. This manual provides essential information for setting up, operating, maintaining, and troubleshooting your device.

WHAT'S IN THE BOX

Please check the contents of your package. It should include the following items:

- STRONG Leap-S3 Pro Streaming Box
- Voice Controlled Remote
- 12V/1A Power Supply
- HDMI Cable
- 2 x AAA Batteries
- Safety and Warranty Instructions
- Installation Instructions



Image: The STRONG Leap-S3 Pro 4K UHD Streaming Box, a compact black device with a blue light indicator, is shown alongside its dark gray backlit remote control. The remote features dedicated buttons for YouTube, Prime Video, Netflix, and Disney+, as well as a numeric keypad and navigation controls. The streaming box shows USB-C, Reset, and USB ports on its side.

SETUP GUIDE

1. Connecting the Device

1. **Connect to TV:** Use the provided HDMI cable to connect the HDMI port on the Leap-S3 Pro to an available HDMI input on your television.
2. **Connect to Power:** Plug the 12V/1A power supply into the DC IN port on the streaming box, then plug the adapter into a wall outlet.
3. **(Optional) Connect to Network:** For a stable internet connection, connect an Ethernet cable from your router to the Ethernet port on the streaming box. If using Wi-Fi, you will configure it during the initial setup.

2. Initial Setup Wizard

Upon first power-on, the device will guide you through an initial setup process:

- **Language Selection:** Choose your preferred language.
- **Remote Control Pairing:** Follow the on-screen instructions to pair your voice-controlled remote via Bluetooth. This usually involves pressing specific buttons on the remote simultaneously.
- **Network Connection:** Select your Wi-Fi network and enter the password, or confirm your Ethernet connection.
- **Google Account Sign-in:** Sign in with your Google account to access Google Play Store, Google Assistant, and other Google services.
- **Terms of Service:** Accept the terms and conditions.
- **Install Apps:** You may be prompted to install popular streaming applications.

OPERATING INSTRUCTIONS

Remote Control Functions

The backlit remote control provides intuitive navigation and quick access to features:

- **Navigation Pad:** Use the directional buttons to move through menus and select items. The center button confirms selections.
- **Google Assistant Button:** Press to activate voice commands and search.
- **Home Button:** Returns to the Android TV home screen.
- **Back Button:** Returns to the previous screen.
- **Volume Buttons:** Adjust audio volume.
- **Dedicated App Buttons:** Quick access to Netflix, Disney+, Prime Video, and YouTube.
- **Numeric Keypad:** For direct channel selection in IPTV apps or entering numbers.

Streaming and Apps

The Leap-S3 Pro allows you to enjoy a wide range of content:

- **Google Play Store:** Download and install your favorite apps, games, and streaming services.
- **Chromecast Built-in:** Cast content directly from your compatible smartphone, tablet, or computer to your TV. Look for the Cast icon within supported apps.
- **Media Playback:** Connect USB storage devices to the USB-A or USB-C ports to play local media files (videos, photos, music).
- **Bluetooth Connectivity:** Pair Bluetooth headphones, game controllers, or other accessories for an enhanced experience.

MAINTENANCE

Cleaning the Device

To maintain the appearance and performance of your streaming box:

- Always disconnect the power supply before cleaning.
- Use a soft, dry, lint-free cloth to wipe the exterior surfaces.
- Do not use liquid cleaners, aerosols, or abrasive cleaning agents, as they may damage the finish or internal components.

Software Updates

Keeping your device's software up to date ensures optimal performance and access to new features:

- Navigate to *Settings* on the Android TV home screen.
- Select *Device Preferences* or *About*.
- Choose *System update* or *Software update* to check for and install available updates.

Factory Reset

A factory reset will erase all data and settings, restoring the device to its original state. This can be useful for resolving persistent issues or preparing the device for transfer:

- Navigate to *Settings* on the Android TV home screen.
- Select *Device Preferences*.
- Choose *Reset* or *Factory data reset*.
- Confirm your choice. The device will restart and begin the initial setup process.

TROUBLESHOOTING

If you encounter issues with your STRONG Leap-S3 Pro, refer to the following common problems and solutions:

Problem	Possible Solution
No power / Device does not turn on.	Ensure the power adapter is securely connected to the device and a working power outlet. Try a different power outlet.
No picture on TV screen.	Check if the HDMI cable is securely connected to both the streaming box and the TV. Ensure your TV is set to the correct HDMI input source. Try a different HDMI cable or HDMI port on your TV. Restart the streaming box and TV.
Remote control not responding.	Check and replace the AAA batteries in the remote. Ensure there are no obstructions between the remote and the device. Re-pair the remote control with the device (refer to "Initial Setup Wizard" section).
Cannot connect to Wi-Fi.	Ensure your Wi-Fi password is entered correctly. Restart your router and the streaming box. Move the streaming box closer to your Wi-Fi router. Check if other devices can connect to the same Wi-Fi network.
Apps are slow or crashing.	Close unused applications running in the background. Clear the cache of the problematic app (Settings > Apps > [App Name] > Clear cache). Ensure your device's software is up to date. Consider a factory reset if issues persist.

SPECIFICATIONS





Feature	Detail
Brand	Strong
Model Number	LEAP-S3 PRO
Item Weight	1.32 pounds (0.6 Kilograms)
Product Dimensions	5.91 x 7.87 x 5.91 inches (3.78"L x 3.78"W x 0.79"H)
Memory Storage Capacity	32 GB
Supported Internet Services	Netflix, Disney+, Prime Video, YouTube
Video Codec	HEVC/H.265 (4K UHD)
Connectivity	Wi-Fi 6, Bluetooth 5.0, USB-A, USB-C, HDMI 2.1, Ethernet
Operating System	Android TV (latest version, likely Android 11)



WARRANTY AND SUPPORT

For detailed warranty information and technical support, please refer to the "Safety and Warranty Instructions" included in your product package. You can also visit the official Strong website for the latest support resources, FAQs, and contact information.

Note: Product specifications and features are subject to change without notice.

Related Documents - LEAP-S3 PRO

	<p>STRONG LEAP-S3 PRO Premium 4K UHD Streaming TV Box - User Guide</p> <p>Discover the STRONG LEAP-S3 PRO, a premium 4K UHD streaming TV box powered by Google TV. This guide details its features, specifications, and connectivity options for an enhanced home entertainment experience.</p>
	<p>STRONG LEAP-S3+ / LEAP-S3+V2 4K UHD Streaming TV Box User Manual</p> <p>User manual for the STRONG LEAP-S3+ / LEAP-S3+V2 4K UHD Streaming TV Box, covering setup, settings, features like Google Assistant and Google Cast, troubleshooting, and technical specifications.</p>
	<p>STRONG LEAP-S3 UHD BOX - User Manual and Setup Guide</p> <p>Comprehensive guide for the STRONG LEAP-S3 UHD BOX, a 4K Ultra HD Google TV Box. Learn about setup, configuration, settings, app installation, Google Assistant, troubleshooting, and technical specifications.</p>
	<p>STRONG LEAP-S3+ / LEAP-S3+V2 4K UHD Streaming TV Box User Manual</p> <p>User manual for the STRONG LEAP-S3+ and LEAP-S3+V2 4K UHD Streaming TV Box, covering setup, configuration, features, troubleshooting, and technical specifications.</p>

 <p>STRONG Google TV 4K UHD BOX LEAP-S3+ LEAP-S3+</p> <p>Service manual</p>	<p>STRONG LEAP-S3+ 4K UHD Google TV Box User Manual</p> <p>User manual for the STRONG LEAP-S3+ 4K UHD Google TV Box, covering setup, features, troubleshooting, and technical specifications. Learn how to connect, configure, and use your device for an enhanced entertainment experience.</p>
 <p>STRONG Google TV 4K UHD STREAMING TV BOX LEAP-S3+ / LEAP-S3+V2</p> <p>Manuale di Istruzioni</p>	<p>STRONG LEAP-S3+ / LEAP-S3+V2 4K UHD Streaming TV Box Manuale di Istruzioni</p> <p>Guida completa per il STRONG LEAP-S3+ / LEAP-S3+V2 4K UHD Streaming TV Box. Include istruzioni di installazione, configurazione, impostazioni, risoluzione problemi e specifiche tecniche.</p>