

Gravity W4-C28

Gravity C28 Rugged Smartwatch User Manual

Model: W4-C28



INTRODUCTION

This manual provides comprehensive instructions for the Gravity C28 Rugged Smartwatch. Please read this manual carefully before using the device to ensure proper operation and maintenance. Keep this manual for future reference.

The Gravity C28 is designed for durability and advanced functionality, featuring a 2.02-inch TFT high-resolution display, AI-generated watch faces, and over 100 sports modes. It includes health monitoring features such as heart rate and sleep tracking, Bluetooth calling, and smart notifications. The smartwatch is built to withstand various environments with its 1 ATM waterproof, shockproof, and dustproof design.

WHAT'S IN THE BOX

- Gravity C28 Smartwatch
- Charging Cable
- User Manual (this document)

The product package includes the Gravity C28 Smartwatch and its essential accessories for charging and initial setup.

PRODUCT OVERVIEW



Figure 1: Front view of the Gravity C28 Smartwatch, showcasing its rugged design and digital display with time, date, and health metrics.

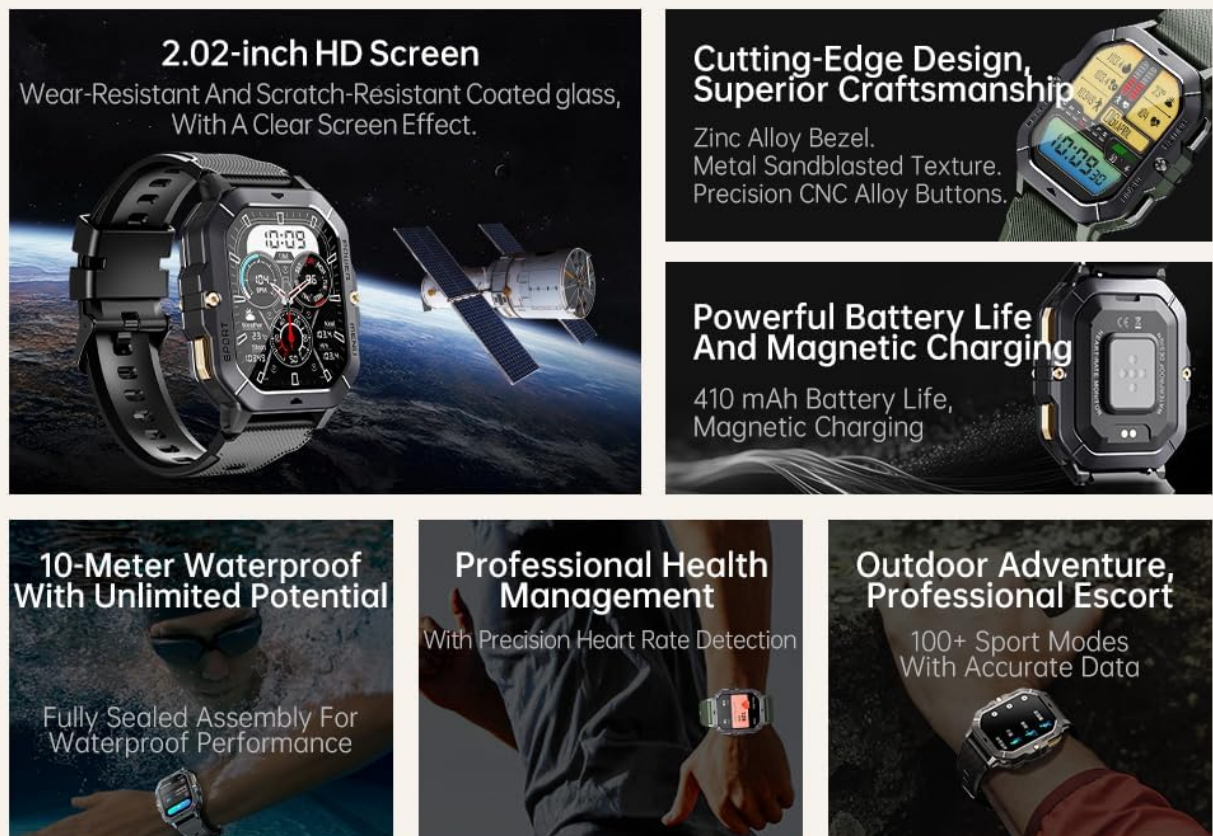


Figure 2: Overview of key features including 2.02-inch HD screen, cutting-edge design, powerful battery, 10-meter waterproof rating, professional health management, and 100+ sport modes.

SETUP

1. Charging the Device

Before first use, fully charge your Gravity C28 Smartwatch. Connect the magnetic charging cable to the charging points on the back of the watch and plug the USB end into a power adapter (not included) or a computer's USB port.

1 ATM Waterproof

Fully sealed waterproof assembly,
Can meet different kind of outdoor activities.



Figure 3: Close-up of the Gravity C28 Smartwatch's rear, showing the magnetic charging contacts and heart rate sensor. The watch easily attaches to the charging dock via strong magnetic force for secure and convenient charging.

Super Strong Magnetic Absorption For Safe Charging

The watch easily attaches to the charging dock via strong magnetic force, With secure and convenient charging.



Figure 4: The Gravity C28 Smartwatch highlighting its 410mAh battery, providing long-lasting endurance for worry-free travel.

- Ensure the charging contacts on the watch and cable are clean and dry.

- A full charge typically takes approximately 2 hours.
- The watch has a 410mAh battery, providing up to 25 days of standby time.

2. Downloading the Da Fit App

The Gravity C28 Smartwatch requires the "Da Fit" application for full functionality and synchronization with your smartphone.

1. Scan the QR code provided in the quick start guide or search for "Da Fit" in your smartphone's app store (Google Play Store for Android, Apple App Store for iOS).
2. Download and install the application.

3. Pairing with Your Smartphone

1. Ensure Bluetooth is enabled on your smartphone.
2. Open the "Da Fit" app.
3. Follow the on-screen instructions to add your device. The app will search for available smartwatches. Select "Gravity C28" from the list.
4. Confirm the pairing request on both your phone and the smartwatch.

Note: For optimal performance, ensure the Da Fit app has necessary permissions enabled (e.g., location, notifications, background refresh).

OPERATING INSTRUCTIONS

Basic Navigation

- **Power Button:** Press and hold to power on/off. Short press to return to the watch face or wake the screen.
- **Menu Button:** Short press to access the main menu.
- **Sport Button:** Short press to quickly access sports modes.
- **Touchscreen Gestures:**
 - Swipe up: View notifications.
 - Swipe down: Access quick settings.
 - Swipe left/right: Navigate through widgets (e.g., activity, heart rate, weather).
 - Tap: Select an item or open an application.

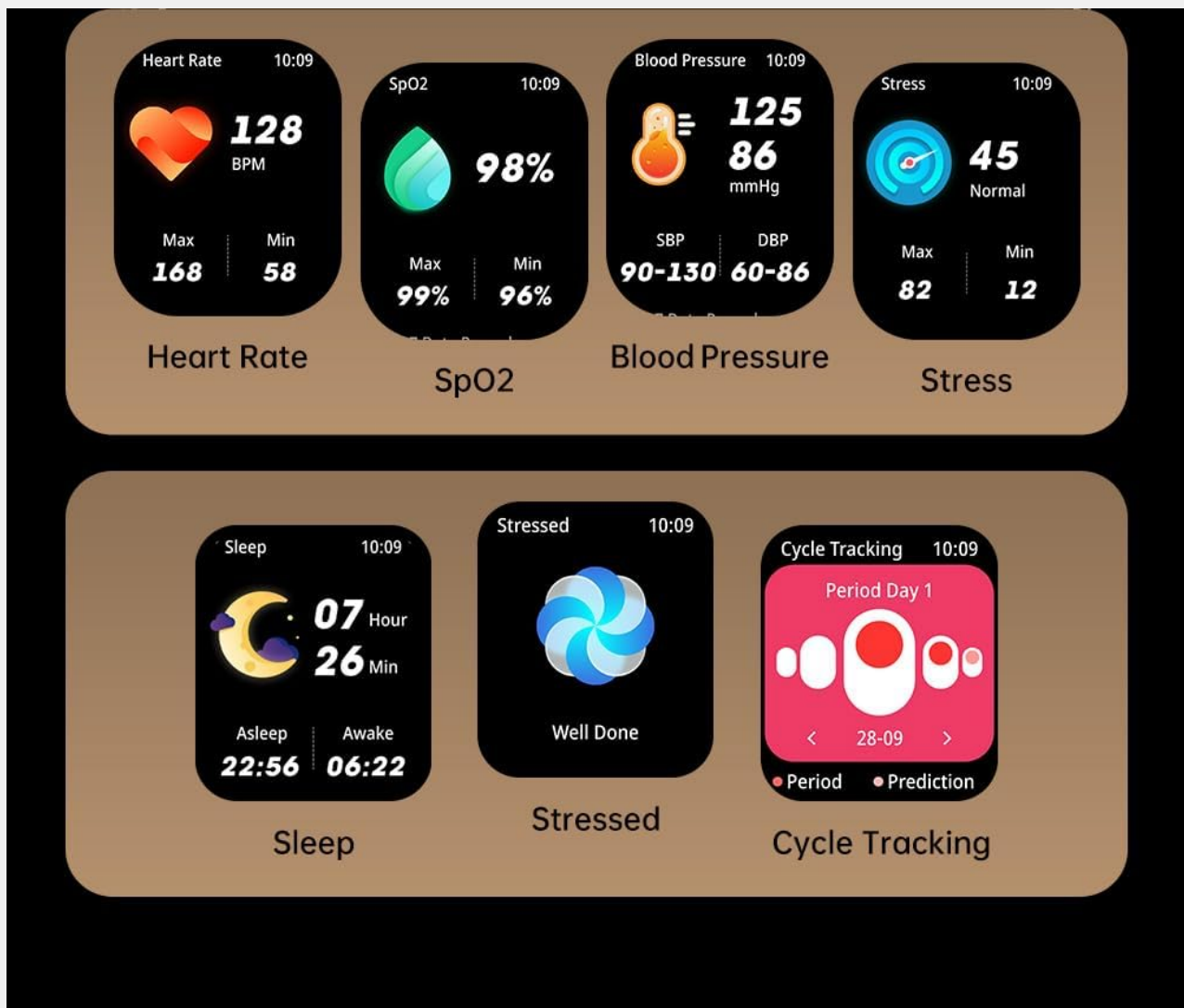


Figure 5: Illustration of various menu display modes available on the Gravity C28 Smartwatch, including Grid View, Surface, Parallel, and Helm, allowing for flexible switching.

Health Monitoring

The Gravity C28 provides comprehensive health tracking features:

- **Heart Rate Monitoring:** Real-time heart rate tracking throughout the day. Access the heart rate widget or app on the watch for detailed data.
- **Sleep Monitoring:** Automatically tracks your sleep patterns, including deep sleep, light sleep, and awake times. View sleep data in the Da Fit app.
- **Blood Oxygen (SpO2):** Measure your blood oxygen saturation levels.
- **Blood Pressure:** Provides an estimate of blood pressure. For medical accuracy, consult a healthcare professional.
- **Stress Monitoring:** Tracks stress levels based on heart rate variability.
- **Activity Tracking:** Records steps, distance, and calories burned.

Function Exploration Menu Mode

With many features awaiting exploration, Including calendar,
Weather, Music playback, Alarms...
Supports various menu display modes for flexible switching.



Figure 6: Display of various health tracking metrics available on the Gravity C28, including heart rate, SpO2, blood pressure, stress levels, sleep patterns, and cycle tracking.

Sports Modes

With over 100 sports modes, the Gravity C28 can accurately track various physical activities. To start a workout:

1. Press the Sport button or navigate to the Sports app from the main menu.
2. Select your desired activity (e.g., Running, Cycling, Swimming).
3. Tap to start the activity. The watch will display real-time metrics such as duration, heart rate, and calories.
4. To end the activity, swipe right or press the power button and select "End".

A Mighty Navigator With Long-Lasting Endurance

410 mAh Battery, Providing up to 7 days of endurance,
Ensuring worry-free travel.



410mAh

*2 Days Endurance When AOD Mode Turned On

Figure 7: The Gravity C28 Smartwatch being used during snorkeling, illustrating its 1 ATM waterproof capability suitable for various water activities like daily cleaning, sweating, and rain exposure.

Bluetooth Calling & Notifications

The smartwatch supports Bluetooth calling and smart notifications:

- **Bluetooth Calling:** Once paired, you can answer incoming calls directly from your wrist. The watch has a built-in microphone and speaker.
- **Smart Notifications:** Receive alerts for calls, messages, and social media apps (e.g., WhatsApp, Facebook) directly on your watch. Configure notification settings within the Da Fit app.

Bluetooth Calls Message Alerts

Equipped with a microphone and speaker, answer calls directly on the watch when receiving incoming calls.

Support message alerts, Ensuring convenient communication.



Figure 8: Two Gravity C28 smartwatches demonstrating the Bluetooth call and message alert functionality, showing an incoming call screen.

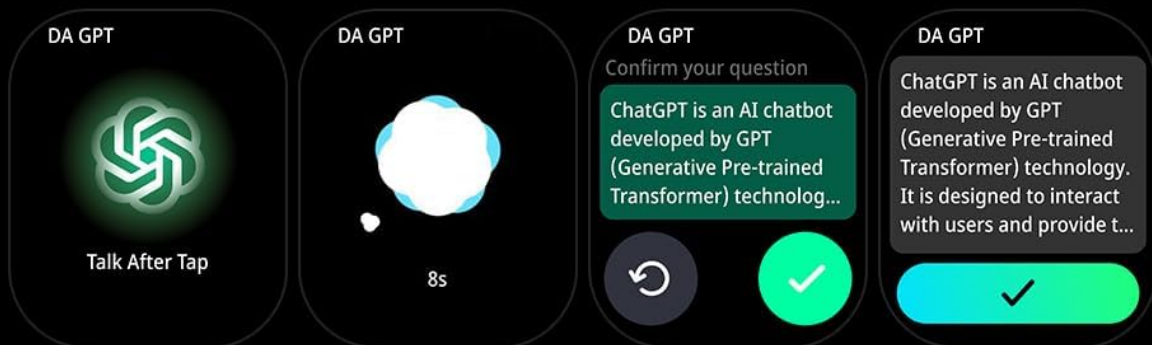
Customization

- **Watch Faces:** Change watch faces directly on the device or through the Da Fit app. The app offers a wide selection and supports AI-generated watch faces for personalization.
- **Menu Style:** The watch supports various menu display modes (e.g., Grid View, List View) which can be changed in settings.

DA GPT And AI Watch Face

With DA GPT, you can interact with it anytime to explore many new ideas and learn new things. It also allows you to conveniently change the watch faces you want, enhancing the playability of smartwatches.

DA GPT:



AI Watch Face:



Figure 9: Explanation of the DA GPT and AI Watch Face features, showing how users can interact with DA GPT for new ideas and conveniently change watch faces, including generating images from text prompts.

MAINTENANCE AND CARE

- **Cleaning:** Regularly clean your smartwatch and strap with a soft, damp cloth. Avoid using harsh chemicals or abrasive materials.
- **Water Resistance:** The Gravity C28 is 1 ATM waterproof. It is suitable for daily use, hand washing, rain, and shallow water activities like swimming. Do not use it for diving or high-pressure water activities. Avoid hot water or steam.
- **Temperature:** The watch is designed to withstand temperatures from -24°C to 60°C. Avoid exposing it to extreme temperatures outside this range.
- **Charging:** Always ensure the charging contacts are dry before charging to prevent corrosion.
- **Storage:** When not in use for extended periods, store the watch in a cool, dry place. Charge it periodically to

maintain battery health.

TROUBLESHOOTING

Problem	Possible Cause	Solution
Watch does not turn on	Low battery; Device frozen	Charge the watch for at least 30 minutes. If still unresponsive, press and hold the power button for 10-15 seconds to force restart.
Cannot pair with phone	Bluetooth off; App not running; Watch not discoverable; Interference	Ensure Bluetooth is on. Restart both watch and phone. Make sure the Da Fit app is open. Forget previous pairings on phone. Try pairing in a different location.
Inaccurate health data	Improper fit; Sensor obstruction; Movement during measurement	Ensure the watch is snug but comfortable on your wrist. Clean the sensor on the back of the watch. Remain still during measurements.
Notifications not received	App permissions; Notification settings; Bluetooth disconnected	Check Da Fit app permissions for notifications. Verify notification settings within the app. Ensure Bluetooth connection is stable.
Short battery life	Frequent use of features; High screen brightness; AOD mode enabled	Reduce screen brightness. Limit continuous heart rate monitoring. Disable Always-On Display (AOD) if not needed. Close unused apps on the watch.

SPECIFICATIONS

Feature	Detail
Model Number	W4-C28
Display	2.02-inch TFT, 320x390 resolution
Battery Capacity	410 mAh
Battery Life (Standby)	Up to 25 days
Water Resistance	1 ATM (Waterproof, Shockproof, Dustproof)
Operating Temperature	-24°C to 60°C
Connectivity	Bluetooth
Compatibility	Android OS, iOS (via Da Fit app)
Health Monitoring	Heart Rate, Sleep, SpO2, Blood Pressure, Stress, Activity
Sports Modes	100+
Item Weight	1 pounds

Feature	Detail
Package Dimensions	9 x 4 x 1 inches

WARRANTY AND SUPPORT

Gravity provides a standard manufacturer's warranty for the C28 Smartwatch against defects in materials and workmanship under normal use. Please refer to the warranty card included with your product or visit the official Gravity website for detailed warranty terms and conditions.

For technical support, troubleshooting assistance, or warranty claims, please contact Gravity customer service through their official website or the contact information provided in your product packaging.




Online Resources:




- Official Gravity Website: www.gravity.com
- Da Fit App Support: Refer to the help section within the Da Fit application.



© 2025 Gravity. All rights reserved.

Related Documents - W4-C28

	<p>LEADOYS C28 Smart Watch User Manual</p> <p>Comprehensive user manual for the LEADOYS C28 Smart Watch, covering setup, features, charging, pairing, sports modes, and troubleshooting.</p>
	<p>OMRON NE-C28P Compressor Nebulizer: Instruction Manual and User Guide</p> <p>Comprehensive instruction manual for the OMRON COMP A-I-R NE-C28P Compressor Nebulizer, detailing setup, operation, maintenance, safety precautions, troubleshooting, and technical specifications.</p>
	<p>C28 Smart Watch User Manual</p> <p>User manual for the C28 Smart Watch, covering device maintenance, setup, features, and frequently asked questions. Learn how to use your high-performance wrist-band SmartWatch for a healthier lifestyle.</p>

	<p>OMRON NE-C28 Compressor Nebulizer User Manual</p> <p>Comprehensive user manual for the OMRON NE-C28 Compressor Nebulizer, covering setup, operation, cleaning, maintenance, troubleshooting, safety precautions, and specifications for effective and safe use of the device for respiratory therapy.</p>
	<p>Cubot C28 User Manual and Service Guide</p> <p>Comprehensive guide for the Cubot C28, including instructions for use, service information, and multilingual support.</p>
	<p>C28 Wireless Transmitter Receiver User Manual</p> <p>User manual for the C28 Wireless Transmitter Receiver, detailing specifications, package contents, and instructions for receiver and transmitter modes. Includes FCC compliance information.</p>