



[Manuals.plus](#) /

> [Mirightone](#) /

> Mirightone Triple Bunk Bed (Model B0DV4M91VB) User Manual

## Mirightone Triple Bunk Bed with LED Light and Charge Station

# Mirightone Triple Bunk Bed User Manual

Model: Triple Bunk Bed with LED Light and Charge Station (B0DV4M91VB)

## INTRODUCTION

---

Thank you for choosing the Mirightone Triple Bunk Bed. This manual provides essential information for the safe assembly, operation, and maintenance of your new bunk bed. Please read all instructions carefully before beginning assembly and retain this manual for future reference.

## SAFETY INFORMATION

---

Your safety and the safety of others are paramount. Please adhere to the following safety guidelines:

- Always supervise children around the ladder to prevent pinch point injuries.
- Assemble the bed frame according to the instructions to ensure stability.
- Do not exceed the weight capacity of 250 lbs for the upper bed and 300 lbs for the lower beds.
- Keep the bed frame away from heat sources to prevent damage to the finish.
- Ensure all connections are securely tightened after assembly and periodically check for looseness.
- The top bunk is not suitable for children under six years of age.
- Use only mattresses that comply with the recommended thickness: 6 inches for the upper bed and 8 inches for the bottom beds.
- This product has passed several Children's Product Certificate (CPC) tests, ensuring compliance with CPSC and ASTM safety standards.

## PACKAGE CONTENTS

---

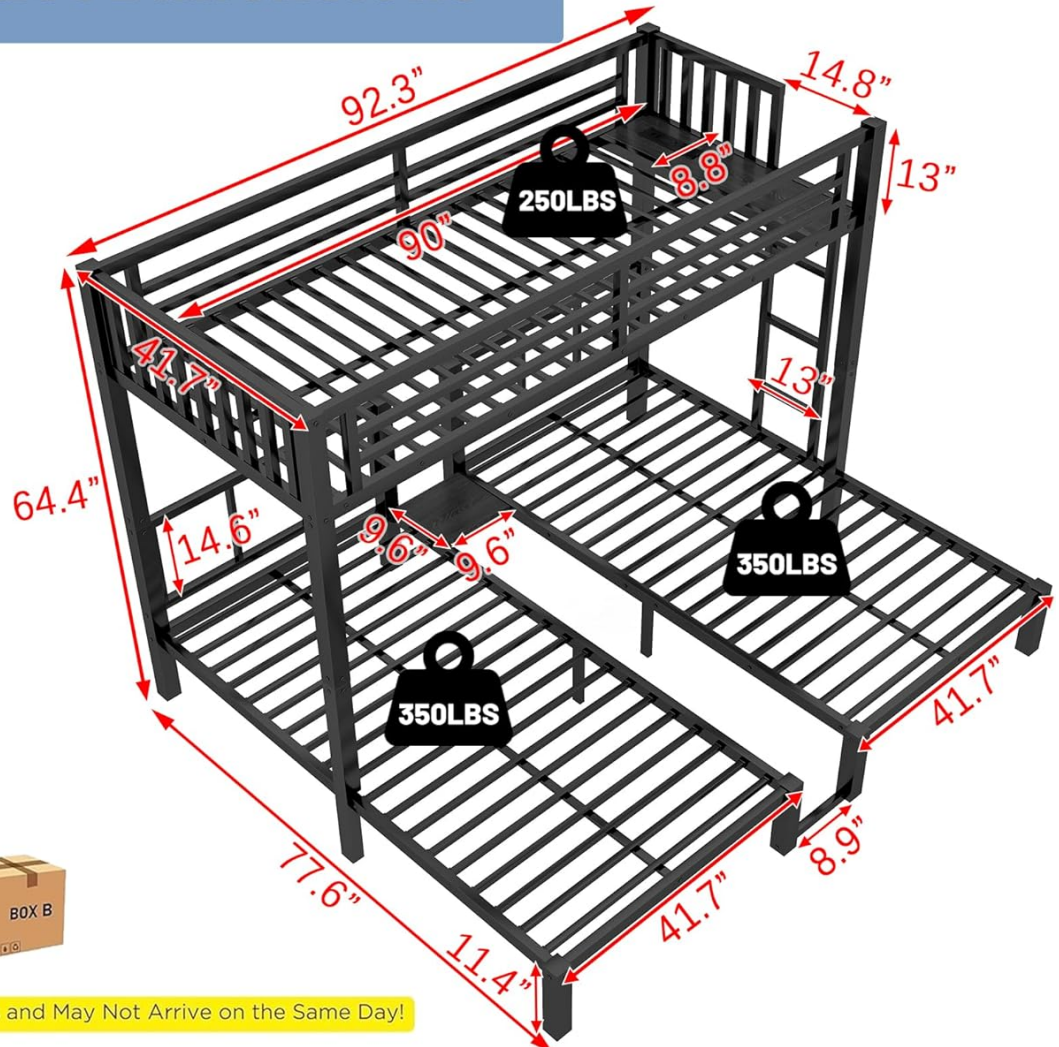
Before assembly, verify that all components are present and undamaged. If any parts are missing or damaged, please contact customer support.

- Triple Bunk Bed Frame (1 set)

- LED Light and Charge Station (pre-installed or separate unit)
- All necessary assembly tools
- Installation Manual (this document)

Note: The product may arrive in multiple boxes which might be delivered separately.

## Product Dimensions



**!** Contains 2 Boxes and May Not Arrive on the Same Day!

### Number of Slats

Upper Bed: 20 pcs  
Bottom Bed: 20+20 pcs

### Applicable Mattress Thickness

Upper: 6 inch  
Bottom Beds : 8 inch

### Size Type

Twin/Twin/Twin or  
Twin XL/Twin/Twin

Image: Product dimensions and weight capacities for the Mirightone Triple Bunk Bed.

## SPECIFICATIONS

Feature	Detail
Size	Twin over Twin over Twin
Product Dimensions (L x W x H)	92.3" x 77.6" x 64.4"
Color	Black With LED

Finish Type	Powder Coated
Frame Material	Metal
Upper Bed Load Capacity	250 lbs
Lower Beds Load Capacity	300 lbs (each)
Recommended Upper Mattress Thickness	6 inches
Recommended Bottom Mattress Thickness	8 inches
Item Weight	144.3 pounds
Special Features	Charge Station, Detachable Design, LED Lighting, Storage Shelf, Middle Table

## SETUP AND ASSEMBLY

---

Assembly of the Mirightone Triple Bunk Bed requires careful attention to detail. Please follow the included step-by-step instructions provided with your product packaging. All necessary tools are included.

### Key Assembly Considerations:

- **Convertible Design:** This bunk bed can be assembled as a triple bunk bed or converted into three separate twin beds. Plan your desired configuration before starting.
- **Ladder Placement:** The ladder can be installed on either the left or right side of the bunk bed to best suit your room layout.
- **Secure Connections:** Ensure all bolts and screws are tightened securely during assembly. Periodically check and re-tighten connections to maintain stability.



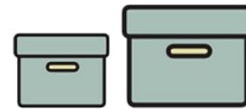
**3 IN 1 Convertible Bunk Bed**  
Meet your different needs.

Image: The 3-in-1 convertible design of the bunk bed, showing both combined and separated configurations.



## Safety Guardrail

The **13"** high guardrail structure can prevent children from falling from the bunk bed and provide safety protection.



## Under bed Storage

The **11.4 "** height under-bed storage location helps you use space more efficiently and keep overall room tidier.

Image: Safety features including guardrails, under-bed storage, and ladder design.

The ladder can be installed on the left or right side



Image: Flexibility of ladder installation on either side of the bunk bed.

## OPERATING INSTRUCTIONS

---

### LED Lighting System

The integrated LED light system features a remote control for easy customization. It offers 16 static colors, adjustable speed, and brightness settings to create a desired ambiance.

# LED Light with Remote Control

You can control and customize your preferred light color or atmosphere to enjoy the warmth it brings.



16 Colors



Adjustable  
Speed



Adjustable  
Brightness



Image: LED lighting system with remote control functionality.

## Integrated Charging Station

The upper shelf board includes a convenient charging station with 2 AC power sockets and 2 USB ports. This allows for easy charging of electronic devices such as phones, tablets, or powering small lamps and humidifiers.

# Convenient Charging Station

Comes with 2 standard Plug Outlets & 2 USB Ports for charging electronics that is convenience to your daily life.




Image: Convenient charging station with AC outlets and USB ports.

## Storage Features

- **Upper Storage Shelf:** An MDF shelf board on the upper bunk provides space for storing clothes, books, or other accessories. This shelf also allows for converting the twin bed into a twin XL size.
- **Middle Small Table:** A small MDF desktop is positioned between the two lower bunks, offering a convenient surface for placing lamps, drinks, or small personal items.
- **Under-bed Space:** The 11.4-inch under-bed clearance provides ample space for storage bins, helping to keep the room tidy.




## Upper Storage Shelf

The upper **MDF** shelfboard beside the bed offers storage space for clothing & accessories.

## Middle Small Table

Featuring a small **MDF** desktop between the two bottom beds for a convenient placement space and a stable connection.



## Sturdy Metal Frame

Crafted with premium metal frame, anti-rust powder coating, this twin triple bunk bed offers excellent stability.

Image: Details of the upper storage shelf, middle table, and sturdy metal frame.

## MAINTENANCE

---

Regular maintenance will help prolong the life and safety of your Mirightone Triple Bunk Bed.

- **Cleaning:** Wipe down the metal frame with a soft, damp cloth. Avoid abrasive cleaners or harsh chemicals that could damage the powder-coated finish.
- **Hardware Check:** Periodically (e.g., every 3-6 months) inspect all bolts, screws, and connections to ensure they are tight. Re-tighten any loose hardware to maintain structural integrity.
- **Mattress Care:** Follow the care instructions provided with your mattresses. Ensure mattresses are within the recommended thickness to maintain safety guardrail effectiveness.
- **LED Lights:** If LED lights malfunction, check the remote control battery and connections. Do not attempt to repair electrical components if you are not qualified.

## TROUBLESHOOTING

---

If you encounter issues with your bunk bed, refer to the following common solutions:

Problem	Possible Cause	Solution
Bed feels unstable or wobbly	Loose hardware; uneven floor	Ensure all bolts and screws are securely tightened. Check if the bed is on a level surface.
LED lights not working	Remote control battery dead; loose power connection; LED strip damage	Replace remote control battery. Check if the power adapter is securely plugged in. Contact customer support if lights remain unresponsive.
Charging station not providing power	Loose power connection; circuit breaker tripped; device compatibility issue	Ensure the bed's power cord is fully plugged into a working wall outlet. Check your home's circuit breaker. Test with a different device.
Difficulty assembling	Instructions misinterpreted; missing parts	Review the assembly manual carefully, paying attention to diagrams. Ensure all parts are correctly oriented. Contact customer support for assistance with missing parts or complex steps.

## WARRANTY AND SUPPORT

---

Mirightone is committed to providing quality products. For any questions, concerns, or warranty claims regarding your Triple Bunk Bed, please contact our customer support team.

### How to Contact Support:

- Via Amazon Order Page: Go to "Your Orders" -> Find your purchase -> Click "Contact Seller".

We aim to respond to all inquiries within 24 hours, including weekends.