

[Manuals.plus](#) /

- › [XOMARK – Innovation in every step](#) /
- › XOMARK YW08 True Wireless Earbuds User Manual

## XOMARK – Innovation in every step YW08 WHITE

# XOMARK YW08 True Wireless Earbuds User Manual

Model: YW08 WHITE

## PRODUCT OVERVIEW

---

The XOMARK YW08 True Wireless Earbuds offer an immersive audio experience with advanced features designed for convenience and superior sound quality. Key functionalities include Active Noise Cancelling (ANC), a smart touch display on the charging case, and intuitive touch controls on the earbuds themselves.

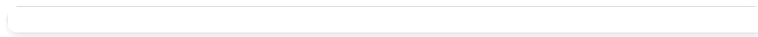


Image: XOMARK YW08 True Wireless Earbuds in their smart charging case, showcasing the display.

### Key Features:

- **Smart Case for Seamless Experience:** Control earbud settings, playback, audio settings, battery level, and alarms directly from the charging case's screen.
- **True Adaptive Noise Cancelling with Smart Ambient:** Automatically adjusts noise cancellation based on surroundings using 4 noise-sensing microphones, with ANC mode control via the earbud display.
- **6-mic Perfect Calls with Voice Control:** Enhanced call clarity in noisy environments and easy access to voice assistants.
- **Up to 32 Hours of Playback:** Enjoy extended listening with 6+26 hours of Bluetooth playback (4+24 with ANC), and a quick 15-minute charge provides 4 additional hours.
- **Immersive XOMARK Sound Driver:** Proprietary technology delivers rich, immersive audio from any source.

## GETTING STARTED: SETUP

---

### 1. Initial Charging

Before first use, fully charge the XOMARK YW08 earbuds and their charging case. Connect the provided USB Type-C cable to the charging port on the case and a compatible power source. The display on the case will indicate charging status.

### 2. Pairing with Your Device

1. Ensure the earbuds are in the charging case and the case has sufficient power.
2. Open the charging case lid. The earbuds will automatically enter pairing mode.
3. On your device (smartphone, tablet, laptop), go to Bluetooth settings.
4. Search for "XOMARK YW08" in the list of available devices.
5. Select "XOMARK YW08" to connect. A voice prompt will confirm successful pairing.

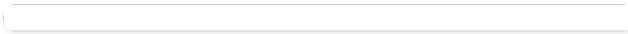


Image: Visual representation of upgraded Bluetooth 5.4 technology, highlighting stable connection, lower power consumption, longer transmission range, and lower latency.

## OPERATING INSTRUCTIONS

---

### Earbud Touch Controls

The XOMARK YW08 earbuds feature intuitive touch controls on their outer surface. Refer to the diagram below for specific functions:




Image: Detailed diagram illustrating the touch control area on the earbuds and corresponding actions for single tap, double tap, triple tap, and long press for functions like play/pause, call management, volume, and ANC control.

- **Play/Pause:** Single tap L/R earbud.
- **Reject/Answer Call:** Single tap L/R earbud.
- **Previous Song:** Double tap L earbud.
- **Next Song:** Double tap R earbud.
- **Activate Voice Assistant (Siri):** Long press L/R earbud for 2 seconds.
- **Increase Volume:** Triple tap L earbud.
- **Reduce Volume:** Triple tap R earbud.
- **ANC/Transparency Mode Cycle:** Quadruple tap L/R earbud.

### Smart Charging Case Display Functions

The charging case features a full-color touch screen for advanced control and information. Navigate the display by swiping and tapping.



Image: Overview of the smart charging case's LED full-color touch screen, showing various control options including volume, music, alarm settings, LED light control, screen brightness, spatial audio, equalization, noise reduction, language switching, wake on touch, wallpaper, and photo control.

- **Volume Control:** Adjust audio output directly from the case.
- **Music Control:** Play, pause, skip tracks.
- **Alarm Settings:** Set alarms without needing your phone.
- **Find Earbuds:** Locate misplaced earbuds.
- **Screen Brightness Adjustment:** Customize display brightness.
- **Equalization Switching:** Select different EQ modes (e.g., Jazz).
- **Noise Reduction Switching:** Toggle between ANC, Transparency, and Normal modes.
- **Language Switching:** Choose from 21 supported languages.
- **Wake on Touch:** Configure screen activation.

- **Wallpaper/Photo Control:** Personalize the display.




Image: Illustrates the ANC (Active Noise Cancelling) technology, showing how it adapts to the environment for immersive listening and intelligent noise cancellation.




Image: Cross-section view of the earbud highlighting the 13mm high-quality drive units for authentic sound and powerful bass, along with different ear tip sizes (L, M, S).

## MAINTENANCE AND CARE

- **Cleaning:** Regularly clean the earbuds and charging case with a soft, dry, lint-free cloth. Do not use harsh chemicals or abrasive materials.
- **Ear Tips:** Remove ear tips and clean them with water and mild soap if necessary. Ensure they are completely dry before reattaching.
- **Charging Ports:** Keep the USB-C charging port free of dust and debris.
- **Storage:** When not in use, store the earbuds in their charging case to protect them and ensure they remain charged.
- **Water Resistance:** The earbuds are waterproof. However, avoid prolonged exposure to water and do not submerge them. Dry thoroughly if they get wet.

## TROUBLESHOOTING

Problem	Possible Solution
Earbuds not pairing	<p>Ensure earbuds are charged.</p> <p>Turn off and on Bluetooth on your device.</p> <p>Forget "XOMARK YW08" from your device's Bluetooth list and re-pair.</p> <p>Place earbuds back in case, close lid, wait 5 seconds, then open to re-enter pairing mode.</p>
No sound from one earbud	<p>Check earbud battery level.</p> <p>Ensure both earbuds are properly connected to your device.</p> <p>Try resetting the earbuds (refer to manufacturer's website for specific reset instructions if needed).</p>
Charging case display unresponsive	<p>Ensure the charging case is charged.</p> <p>Try connecting the case to a power source.</p>
Poor call quality	<p>Ensure earbuds are clean, especially the microphones.</p> <p>Move closer to your connected device.</p> <p>Avoid environments with strong interference.</p>

## SPECIFICATIONS

Feature	Detail
---------	--------

Feature	Detail
Model Name	YW08 WHITE
Connectivity Technology	Wireless (Bluetooth 5.4)
Noise Control	Sound Isolation, True Adaptive Noise Cancelling
Battery Life	Up to 32 Hours (6+26 hours playback)
Charging Time	2 Hours (15 min speed charge for 4 hours playback)
Control Type	Touch Control (Earbuds), Touch Display (Case)
Microphones	4 Mics (ANC), 6-mic crystal call algorithm
Water Resistance Level	Waterproof
Item Weight	42 Grams
Product Dimensions	9 x 4 x 2 cm
Bluetooth Range	15 Metres
Audio Latency	40 Milliseconds
Material	Plastic
Included Components	Cable

## WARRANTY AND SUPPORT

---

XOMARK products are designed for reliability and performance. For warranty information, technical support, or service inquiries, please contact XOMARK customer support directly.

Manufacturer: **XOMARK – Innovation in every step**

For the most up-to-date support information, visit the official XOMARK website or refer to the contact details provided with your purchase.

© 2025 XOMARK. All rights reserved.

