



[Manuals.plus](#) /

> [PURPLE LEAF](#) /

> PURPLE LEAF 13' x 20' Louvered Pergola Instruction Manual

PURPLE LEAF 13' x 20' Louvered Pergola

PURPLE LEAF 13' x 20' Louvered Pergola Instruction Manual

Model: 13' x 20' Louvered Pergola

1. PRODUCT OVERVIEW

The PURPLE LEAF 13' x 20' Louvered Pergola is designed to provide a versatile outdoor living space with adjustable shade and protection. Constructed from durable aluminum, this pergola features an innovative louvered roof system that can be independently controlled to manage sunlight and ventilation.

Key Features:

- **Independent Adjustable Roofs:** Four independently controlled louvered zones provide up to 260 sq. ft. of customizable shade and light.
- **4.5" Wide Frame:** The aluminum frame is 15% wider than the market average for added stability.
- **Enhanced Load Capacity:** Reinforced frame handles winds up to 70 mph and 2.4 inches of snow, boosting wind resistance and stability.
- **Integrated Drainage System:** Features a built-in system to prevent pooling and keep outdoor furniture dry.
- **Long-Lasting:** Premium powder coating offers strong protection against weathering and aging, maintaining a fresh appearance for years.



Figure 1.1: The PURPLE LEAF 13' x 20' Louvered Pergola installed in an outdoor patio area, providing shade over seating and dining furniture.

2. SAFETY INFORMATION

Please read and understand all safety instructions before assembly and operation of your PURPLE LEAF Louvered Pergola. Failure to follow these instructions may result in injury or damage to the product.

- Always follow assembly instructions carefully.
- Secure the shelter to a stable foundation to prevent tipping or movement in windy conditions.
- Be cautious when adjusting the louvered roof to avoid injury from moving parts.
- Keep children and pets away from the shelter when adjusting the roof or during windy conditions.
- Do not hang heavy objects from the pergola frame or louvers.
- Regularly inspect all fasteners and connections to ensure they remain tight and secure.

3. SETUP AND ASSEMBLY

Assembly of the PURPLE LEAF Louvered Pergola requires careful attention to detail. It is recommended to have at least two people for assembly. Ensure you have sufficient space and all necessary tools before beginning.

Preparation:

- Unpack all boxes and verify that all components are present against the parts list provided in your packaging.
- Sort all hardware into separate containers for easy identification during assembly.
- Clear the assembly area of any obstructions and ensure a level, stable surface for installation.
- Recommended tools include a cordless drill with hex head tips and a ratchet for hard-to-reach spots.

Assembly Tips:

- When attaching initial beams, insert all screws loosely before fully tightening any one screw. This allows for minor adjustments and proper alignment.
- Use the cardboard packaging to protect beams and components during assembly on hard surfaces.
- Follow the detailed instructions provided in your product packaging for step-by-step guidance.

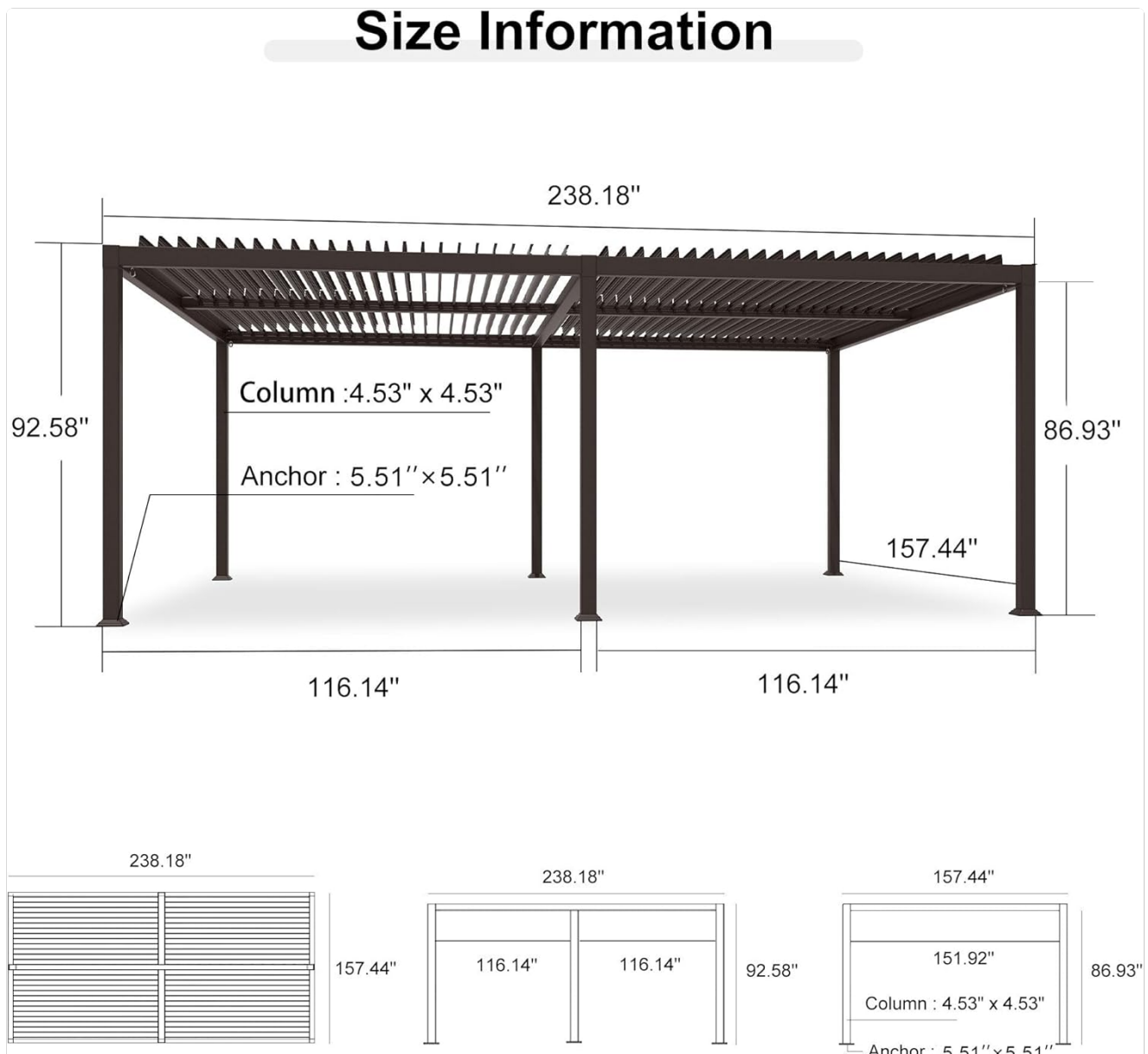


Figure 3.1: Size information and key dimensions for the pergola structure.



Figure 3.2: Detail of the anchoring stand, crucial for securing the pergola.

4. OPERATING INSTRUCTIONS

The PURPLE LEAF Louvered Pergola features an adjustable roof system designed for optimal control over sunlight and ventilation.

Adjusting the Louvers:

- The pergola is equipped with four independently controlled louvered zones. Each zone can be adjusted separately to create desired shade or light conditions.
- Use the provided crank handle to rotate the louvers from 0 to 85 degrees.
- For full sun exposure, open the louvers completely.
- For full shade and rain protection, close the louvers completely.
- Partial opening allows for filtered light and ventilation.

Adjustable Louvers

The louvers can rotate from 0 to 85 degrees for precise control of sunlight, ventilation, and shading.





Figure 4.1: The adjustable louver mechanism allows for precise control of sunlight and ventilation.

Multiple Independent Louver Roofs

Four sections allow you to flexibly meet your optimal shade.



Fully closed



Half-open



Full open

Figure 4.2: Multiple independent louver roofs offer flexible shade options.

Your browser does not support the video tag.

Video 4.1: This video demonstrates the operation of the PURPLE LEAF Louvered Pergola, showcasing its integrated drainage system and the independent adjustment of the louvered roofs for customizable shade and light.

5. MAINTENANCE

Proper maintenance will ensure the longevity and optimal performance of your PURPLE LEAF Louvered Pergola.

Cleaning:

- Clean the aluminum frame and louvers regularly with mild soap and water. Avoid abrasive cleaners or harsh chemicals that could damage the powder coating.
- Rinse thoroughly with clean water to remove any soap residue.

Drainage System:

- The integrated drainage system is designed to prevent water pooling. Regularly inspect the drainage channels and downspouts for debris such as leaves or dirt.
- Clear any blockages to ensure efficient water runoff.



Efficient Drainage System

Rainwater flows through pipes, preventing pooling and protecting your space.



Rain-collecting



Water-guiding



Drain out


Figure 5.1: The efficient drainage system prevents water pooling on the roof.

General Care:

- Periodically check all bolts and screws to ensure they are tight. Re-tighten as necessary.
- Inspect the frame for any signs of damage or wear. Address any issues promptly to prevent further deterioration.
- The premium powder coating provides long-lasting protection; however, avoid scratching or chipping the surface to maintain its integrity.

ALL-aluminum Frame

Offers strong protection against weathering and aging maintaining a fresh appearance for years.



The image is a side-by-side comparison of two pergola frames. On the left, labeled 'PURPLE LEAF', is a dark-colored all-aluminum frame with a smooth, finished surface. On the right, labeled 'OTHERS', is a grey metal frame with visible rust and exposed screws. A 'VS' icon is placed between the two images. Below the images are four icons with text: a shield with a plus sign for 'Not easy to fade', a gear for 'Easy to maintain', a clock for 'Long service life', and two 'X' marks for 'Exposed Screws' and 'Ordinary Iron'.

PURPLE LEAF VS **OTHERS**

- Not easy to fade
- Easy to maintain
- Long service life
- Exposed Screws
- Ordinary Iron

Figure 5.2: The all-aluminum frame offers strong protection against weathering and aging.

6. TROUBLESHOOTING

This section addresses common issues you might encounter with your PURPLE LEAF Louvered Pergola.

Louver Malfunction:

- **Issue:** Louvers are difficult to adjust or do not move smoothly.
- **Solution:** Check for any obstructions in the louver mechanism. Ensure all connecting rods are properly aligned and lubricated if necessary. Verify that the crank handle is securely attached and functioning correctly.

Water Pooling:

- **Issue:** Water collects on the closed louvers or around the base.
- **Solution:** Inspect the integrated drainage system for blockages (leaves, debris). Ensure the downspouts are clear and water can flow freely. Confirm that the pergola is installed on a level surface to facilitate proper drainage.

Structural Instability:

- **Issue:** The pergola feels wobbly or unstable.
- **Solution:** Re-check all assembly bolts and connections, ensuring they are tightened securely. Verify that the anchoring stands are properly secured to a stable foundation. Ensure the ground beneath the pergola is firm and level.

Missing or Damaged Parts:

- **Issue:** Parts are missing or damaged upon arrival or during assembly.
- **Solution:** Contact PURPLE LEAF customer service immediately with your purchase details and a description of the issue. They can assist with replacement parts.

7. SPECIFICATIONS

Feature	Detail
Brand	PURPLE LEAF
Model	13' x 20' Louvered Pergola
Material	Aluminum
Frame Material	Aluminum
Color	Bronze
Product Dimensions (L x W x H)	238.43"L x 157.44"W x 92.58"H
Water Resistance Level	Water Resistant
Shape	Rectangular
Ultraviolet Light Protection	95%
Assembly Required	Yes
Wind Ratings	40-70 mph
Snow Load Capacity	3-5 lbs/sq ft
Louver Opening Angle	0-85 degrees
Cover Area	260 sq. ft.

8. WARRANTY AND SUPPORT

Warranty Information:

The PURPLE LEAF 13' x 20' Louvered Pergola comes with a **1-year warranty for frame construction**. Please retain your proof of purchase for warranty claims.

Customer Support:

For any questions, concerns, or assistance with assembly, operation, or warranty claims, please contact PURPLE LEAF customer service. They are dedicated to providing prompt and helpful support.

Contact information can typically be found on the PURPLE LEAF official website or through your original point of purchase.