

## Evenflo CS150112473

# Evenflo Shyft DualRide Infant Car Seat Stroller Combo Instruction Manual

Model: CS150112473 | Brand: Evenflo

## 1. INTRODUCTION

The Evenflo Shyft DualRide Infant Car Seat Stroller Combo is designed to provide versatile and convenient transportation for infants. This single piece of baby gear transitions seamlessly between an infant car seat, a stroller, and a carrier, adapting to various travel needs. It accommodates infants weighing 3 lb to 30 lb and measuring 15.7 in. to 32 in.





Figure 1: The Evenflo Shyft DualRide Infant Car Seat Stroller Combo, showcasing the car seat, stroller frame, and car seat base.

## 2. SAFETY INFORMATION

This product meets or exceeds all applicable federal safety standards. Additional testing includes structural integrity, rollover performance, and temperature effects. Always prioritize your child's safety by following all instructions and warnings.

### 2.1 SensorSafe Technology

The integrated SensorSafe technology provides real-time alerts to your smartphone via Bluetooth connection for four potentially unsafe conditions:

- Unsafe ambient temperature
- Child unattended
- Unexpected chest clip unbuckling
- Child buckled too long






Figure 2: SensorSafe chest clip and a smartphone displaying an alert, indicating real-time monitoring of child safety conditions.

## 2.2 Important Safety Warnings

- Always secure your child with the 5-point harness when using the car seat or stroller.
- Never leave your child unattended in the car seat or stroller.
- Ensure the car seat is properly installed in the vehicle using either the LockStrong belt-tensioning system or Quick Connectors.
- Refer to the full safety guidelines in the printed manual for complete information.

## 3. SETUP AND INSTALLATION

### 3.1 Car Seat Base Installation

The car seat base features the LockStrong belt-tensioning system and Quick Connectors for a secure installation in your vehicle. Follow the instructions provided with the base for proper LATCH or seatbelt installation.



Your browser does not support the video tag.

Video 1: Evenflo Shyft DualRide Product Overview. This video demonstrates the car seat base installation and various product features.

### 3.2 Attaching Car Seat to Stroller Frame

To attach the infant car seat to the stroller frame, align the car seat with the designated slots on the frame and press down firmly until you hear a click, indicating it is securely latched. Ensure the car seat is facing rearward when used with the stroller frame.



Figure 3: A parent demonstrating the easy one-step transition of the car seat into stroller mode.

### 3.3 Harness Adjustment

The no-rethread harness adjusts to 8 positions, allowing it to grow with your child. Adjust the harness straps so they are snug against your child's shoulders and hips, with the chest clip at armpit level.

Your browser does not support the video tag.

Video 2: Safe, Comfortable, and Easy Travel with Baby. This video highlights the ease of use and safety features, including harness adjustment.

## 4. OPERATING INSTRUCTIONS



### 4.1 Converting Between Modes

The Shyft DualRide allows for quick transitions between car seat, stroller, and carrier modes. To convert from car seat to stroller, simply release the wheels from the base and extend the handle. To convert to carrier mode, retract the wheels into the base or remove the car seat from the base entirely for a lighter carry.



Figure 4: Visual guide illustrating the 4-mode versatility of the product: Infant Car Seat, Infant Stroller, Infant Carrier with Wheels, and Infant Carrier without Wheels.

### 4.2 Adjusting the Handle and Canopy

The stroller handle is adjustable to accommodate users of different heights. Press the buttons on the side of the handle to extend or retract it. The full-coverage canopy provides UPF 50+ sun protection and shields from rain and snow. Adjust its position as needed to protect your child from the elements.

Your browser does not support the video tag.

Video 3: LOVE, LOVE, LOVE this car seat stroller combo!! This video demonstrates the handle adjustment and canopy features.



### 4.3 Using the Carryall Storage Bag and Cup Holder

The removable carryall storage bag attaches to the stroller frame, providing convenient space for essentials. A removable cup holder is also included for your convenience.

## DIMENSIONS



evenflo.

### LOVE THE EXTRAS!

Includes a removable carryall storage bag to pack whatever your baby needs for the day, wheels that nest securely in removable, washable wheel wells in base to keep dirt off your backseat, and a removable cup holder for you.

Figure 5: Product dimensions and highlighted features such as the removable carryall storage bag and cup holder.

## 5. MAINTENANCE AND CARE

### 5.1 Cleaning Instructions

- **DO NOT** lubricate or immerse in water any part of this child restraint, unless rinsing is permitted.
- **Plastic and Metal Parts:** Wipe clean with mild soap and water, then dry with a soft cloth.
- **Harness:** Wipe clean with mild soap and water. Allow harness to air dry completely.
- **Seat Pad:** Machine wash separately in cold water on a delicate cycle. Tumble dry for 10 to 15 minutes on low heat.

### 5.2 Wheel Maintenance



The wheels nest securely in removable, washable wheel wells in the base to keep dirt off your backseat. Regularly inspect wheels for debris and clean as needed to ensure smooth operation.

## 6. TROUBLESHOOTING

### 6.1 Wheels Getting Stuck

If the wheels become difficult to deploy or retract, check for any obstructions such as dirt or debris in the wheel wells. Ensure all mechanisms are free from blockage. Lubrication is generally not recommended unless specified in the full manual.

### 6.2 SensorSafe Alerts

If you receive unexpected SensorSafe alerts, ensure the chest clip is properly buckled and your child is securely seated. Check the ambient temperature in the vehicle. If alerts persist, consult the SensorSafe user guide or contact customer support.

Your browser does not support the video tag.

Video 4: My review on this Evenflo Carseat stroller. This video provides a user perspective on the product's functionality and ease of use.

## 7. SPECIFICATIONS

Brand	Evenflo
Model Number	CS150112473
UPC	032884205707
Color	Boone Gray
Child Weight Capacity (Infant Car Seat)	3 lb to 30 lb
Child Height Capacity (Infant Car Seat)	15.7 in. to 32 in.
Rear Facing Maximum Weight	35 Pounds
Rear Facing Maximum Height	32 Inches
Item Weight	29 Pounds
Materials	Polypropylene, Steel, Aluminum, EPS Foam, Nylon, Polyoxymethylene, polyester, polyester fill, polyurethane foam
Included Components	Carrying Bag, Cup Holder
Harness Type	5 Point
Installation Type	LATCH

## 8. WARRANTY AND SUPPORT

For assistance with installation, product questions, or troubleshooting, please contact the Evenflo ParentLink® Consumer Care Team. They offer online real-time video support with certified car seat safety technicians to assist with proper vehicle installation. Refer to the official Evenflo website or the product registration card for detailed warranty information.

Your browser does not support the video tag.



Video 5: Evenflo Shyft DualRide Was The Best Choice for Us. This video provides a user testimonial and highlights key features and benefits.






Your browser does not support the video tag.

Video 6: My 4 month old stayed asleep while breaking it down!! This video demonstrates the ease of folding and portability.



© 2023 Evenflo. All rights reserved. For the most up-to-date information, please visit the official Evenflo website.

Related Documents - CS150112473

	<p><a href="#">Evenflo SHYFT Modular Stroller/Travel System: User Manual</a></p> <p>Comprehensive user manual for the Evenflo SHYFT Modular Stroller/Travel System, covering assembly, usage, care, and warranty information. Features include infant mode, toddler mode, and compatibility with Evenflo car seats.</p>
	<p><a href="#">Evenflo SHYFT INTUITI &amp; INTUITI+ Modular Stroller Travel System User Manual</a></p> <p>Comprehensive user manual for the Evenflo SHYFT INTUITI and INTUITI+ modular stroller travel system, covering assembly, usage, care, and safety instructions.</p>
	<p><a href="#">Shyft DualRide Carry-All Bag Installation Guide</a></p> <p>Instructions for installing and using the Shyft DualRide Carry-All Bag from Evenflo. Learn how to attach the bag to your stroller and its features.</p>
	<p><a href="#">Evenflo Roundtrip Lightweight Stroller User Manual and Assembly Guide</a></p> <p>Comprehensive user manual and assembly guide for the Evenflo Roundtrip Lightweight Stroller, including safety warnings, parts list, assembly instructions, operation, care, and warranty information.</p>
	<p><a href="#">Evenflo LUX 24 Stroller/Travel System User Manual and Instructions</a></p> <p>Comprehensive user manual for the Evenflo LUX 24 Stroller/Travel System, covering assembly, usage, safety warnings, care instructions, and warranty information. Includes compatibility details for the Evenflo LiteMax infant car seat.</p>



**evenflo**  
**PIVOT XPAND™**  
Stroller/Travel System  
Carrito/Sistema de viaje

**STROLLER**  
Up to 35 lbs (15 kg)  
15 to 35 in (100 cm)

**CARRIOLA**  
Hasta 35 kg (55 lb)  
Hasta 100 cm (40 in)



Please read all instructions before assembly and use of product.  
KEEP INSTRUCTIONS FOR FUTURE USE.  
Guarde las instrucciones con el producto para su uso futuro.  
GUARDE LAS INSTRUCCIONES PARA USO FUTURO.  
© 2020 Evenflo Company, Inc. 2020/11/7 10/22

[Evenflo Pivot Xpand Stroller Travel System User Manual](#)

Comprehensive user manual for the Evenflo Pivot Xpand Stroller/Travel System, covering assembly, dual modes (Toddler Seat and Carriage), safety guidelines, infant car seat compatibility, and maintenance. Learn to configure for single or double use.