

SOAR NBA-TWS2-PHI

SOAR NBA True Wireless Earbuds V.2 User Manual

Model: NBA-TWS2-PHI

1. INTRODUCTION

Thank you for choosing the SOAR NBA True Wireless Earbuds V.2. These earbuds are designed to provide a high-quality audio experience with the convenience of wireless connectivity. This manual will guide you through the setup, operation, and maintenance of your new earbuds.

2. PACKAGE CONTENTS

- SOAR NBA True Wireless Earbuds V.2 (Left and Right)
- Portable Charging Case
- Micro USB Charging Cable
- User Manual (This document)



Image: Retail packaging for SOAR NBA True Wireless Earbuds V.2, showing the earbuds, charging case, and branding.

3. PRODUCT OVERVIEW

The SOAR NBA True Wireless Earbuds V.2 feature Bluetooth 5.0 technology for stable wireless connection, a built-in microphone for hands-free calls, and intuitive control buttons. The included charging case provides extended battery life for on-the-go use.



Image: The SOAR NBA True Wireless Earbuds V.2, showing both earbuds inside their open charging case, with one earbud removed and placed next to the case. The case is blue with "PHILA" branding, and the earbuds are black with the Philadelphia 76ers logo.

Key Features:

- Bluetooth 5.0 for reliable wireless connectivity.
- Over 10 hours of battery life per charge, with additional charges from the case.
- Hands-free calling with integrated microphone.
- Multi-function control buttons on each earbud.
- Portable charging case for extended use.

4. SETUP

4.1 Charging the Earbuds and Case

Before first use, fully charge the earbuds and the charging case. Place the earbuds into the charging case. Connect the Micro USB cable to the charging port on the case and the other end to a USB power source (e.g., computer, wall adapter). The LED indicators on the case will show charging status.



Image: A single earbud resting in its charging case, illustrating the charging process and highlighting the extended play time provided by the case.

A full charge provides over 10 hours of listening time, with the charging case offering multiple additional charges for a total of 18+ hours of play time.

4.2 Pairing with a Device

1. Ensure the earbuds are charged.
2. Open the charging case. The earbuds will automatically power on and enter pairing mode. The LED indicator on one earbud will flash, indicating it's ready to pair.
3. On your device (smartphone, tablet, etc.), go to the Bluetooth settings.
4. Search for available devices and select "SOAR Earbuds V.2" (or similar name).
5. Once connected, a voice prompt will confirm "Device Connected," and the LED indicator will stop flashing.

The earbuds will automatically reconnect to the last paired device when removed from the case, if Bluetooth is enabled on the device.

5. OPERATING INSTRUCTIONS

5.1 Wearing the Earbuds

Gently insert the earbuds into your ears, ensuring a comfortable and secure fit. Adjust them until the sound is clear and the fit is snug to optimize audio quality and prevent them from falling out during activity.




Image: A woman smiling and wearing the SOAR NBA True Wireless Earbuds V.2, demonstrating a comfortable fit during outdoor use.

5.2 Control Functions

Each earbud features a multi-function button for controlling various features:

Action	Function
Single Press (Left or Right Earbud)	Play/Pause Music, Answer Call, End Call
Double Press (Right Earbud)	Next Track
Double Press (Left Earbud)	Previous Track
Long Press (Left or Right Earbud)	Activate Voice Assistant (Siri, Google Assistant)




Image: A detailed view of an earbud, showing sound waves to represent its audio capabilities and in-ear placement.

6. MAINTENANCE

- **Cleaning:** Use a soft, dry cloth to clean the earbuds and charging case. Do not use harsh chemicals or abrasive materials.
- **Storage:** When not in use, store the earbuds in their charging case to protect them and keep them charged.
- **Water Exposure:** These earbuds are not waterproof. Avoid exposure to water, moisture, or extreme temperatures.
- **Charging:** Always use the provided Micro USB cable for charging.

7. TROUBLESHOOTING

Problem	Possible Solution
Earbuds not pairing	Ensure earbuds are charged. Turn off Bluetooth on your device and turn it back on. Forget "SOAR Earbuds V.2" from your device's Bluetooth list and try pairing again. Place earbuds back in the case, close, then reopen to reset.
Only one earbud working	Ensure both earbuds are charged. Place both earbuds back in the charging case, close the lid, wait a few seconds, then open the lid and remove them together. Try re-pairing the earbuds with your device.
No sound	Check device volume and earbud volume. Ensure earbuds are properly connected to your device. Try playing audio from a different application or source.
Charging case not charging	Ensure the Micro USB cable is securely connected to both the case and the power source. Try a different USB port or power adapter.

8. SPECIFICATIONS

Feature	Detail
Model Name	True Wireless Earbuds V.2
Model Number	NBA-TWS2-PHI
Connectivity Technology	Wireless
Wireless Communication	Bluetooth 5.0
Battery Life (Earbuds)	10+ Hours
Total Playtime with Case	18+ Hours
Charging Time	Approximately 1-2 Hours
Material	Plastic
Earpiece Shape	Rounded tips (In-Ear)
Included Components	Charging Case, Micro USB Cable
UPC	192129180838



Image: An earbud shown with a smartphone, illustrating the wireless range of approximately 30 feet.

9. WARRANTY AND SUPPORT









The SOAR NBA True Wireless Earbuds V.2 come with a **1 Year Limited Warranty** from the manufacturer, Prime Brands Group Inc. This warranty covers defects in materials and workmanship under normal use. For warranty claims or technical support, please contact the manufacturer directly. Refer to the product packaging or the official SOAR website for contact information.

Related Documents - NBA-TWS2-PHI



[SOAR True Wireless Earbuds User Manual - Setup, Operation, and Troubleshooting](#)

Comprehensive user manual for SOAR True Wireless Stereo (TWS) Earbuds with Charging Case, detailing pairing, operation, specifications, and common problem solutions.

	<p><u>SOAR SR-TWS-BX W True Wireless Headphones User Manual</u></p> <p>User manual for SOAR SR-TWS-BX W True Wireless Headphones, detailing power, pairing, touch controls, safety, specifications, charging, and FCC compliance.</p>
 	<p><u>SOAR True Wireless Earbuds User Manual - TWS6</u></p> <p>Comprehensive user manual for SOAR True Wireless Earbuds (Model TWS6). Includes warranty details, technical specifications, connection guide, operation instructions, and safety warnings. Learn how to pair, use, and care for your SOAR earbuds.</p>
 	<p><u>SOAR HP6 Wireless Headphones User Manual</u></p> <p>Official user manual for the SOAR HP6 Wireless Headphones, providing specifications, connection instructions, operation guide, and safety warnings.</p>
 	<p><u>SOAR BOOST Sport Earbuds SR-SEBTA User Manual - Wireless Earphone Guide</u></p> <p>Official user manual for the SOAR BOOST Sport Earbuds (Model SR-SEBTA). Features include wireless Bluetooth connectivity, smart app integration, detailed specifications, pairing, charging, and operation instructions for active lifestyles.</p>
	<p><u>SOAR SR-HFBL Wireless Headphones User Manual</u></p> <p>User manual for the SOAR SR-HFBL Wireless Headphones, detailing pairing, auxiliary mode, TF card/USB drive mode, FM radio mode, and product specifications. Includes warranty information and FCC compliance.</p>