



Manuals.plus /

› Airizin /

› Airizin Grill Cover Instruction Manual for Nexgrill Oakford 1150 Reverse Flow Offset Smoker (Model 810-0071)

Airizin Oakford 1150 Cover

Airizin Grill Cover Instruction Manual

For Nexgrill Oakford 1150 Reverse Flow Offset Smoker (Model 810-0071)

1. INTRODUCTION

This manual provides instructions for the Airizin Grill Cover, designed specifically for the Nexgrill Oakford 1150 Reverse Flow Offset Smoker, model 810-0071. This cover is engineered to protect your grill from various environmental elements, ensuring its longevity and performance.

The cover features heavy-duty 600D polyester construction with PVC backing, offering superior water-resistant and UV protection. It is designed to resist cracking and fading, providing all-weather protection.

Offset Smoker Grill Cover

for **Nexgrill** Oakford 1150 Reverse Flow Offset Smoker



Heavy-Duty

Polyester construction with PVC backing

Protection

UV protection
Weather resistant

Vent Mesh

Allows moisture to escape grill is covered

Airizin

Image 1.1: Overview of the Airizin Grill Cover, showing its dimensions (65"W x 25"D x 60"H) and key features such as heavy-duty polyester with PVC backing, UV protection, weather resistance, and a vent mesh for airflow.

2. SETUP AND INSTALLATION

Before installation, ensure your grill is cool and clean. This cover is specifically designed for the Nexgrill Oakford 1150 Reverse Flow Offset Smoker, model 810-0071. Verify your grill model number to ensure proper fit.

2.1 Compatibility Check

This cover is compatible only with the Nexgrill Oakford 1150 Smoker, model 810-0071. It is not designed for other brands or models of offset smokers.



FITS

for Nexgrill

Oakford 1150 Smoker

810-0071



Image 2.1: Visual confirmation of the grill cover's fit on a Nexgrill Oakford 1150 Smoker, emphasizing its specific compatibility with model 810-0071.

2.2 Installation Steps

1. Ensure the grill is completely cool and free of debris.
2. Carefully unfold the grill cover.
3. Position the cover over the top of the grill, aligning the smoke stack opening with the grill's smoke stack.
4. Pull the cover down evenly over all sides of the grill.
5. Secure the cover using the integrated hook and loop fasteners (Velcro tape) at the bottom to prevent it from being blown off by wind.


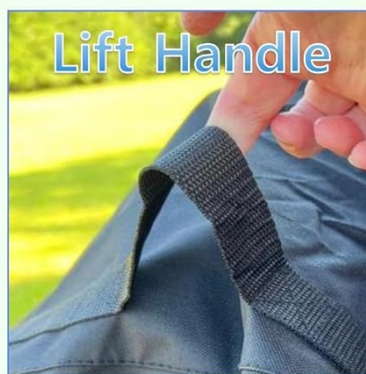
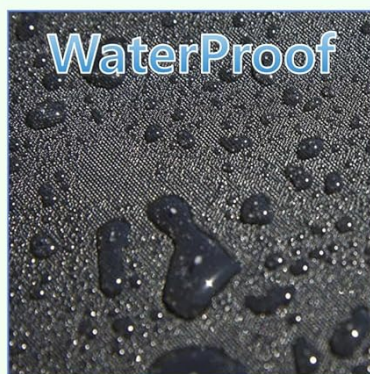
3. OPERATING INSTRUCTIONS (USAGE)

The Airizin Grill Cover is designed for straightforward use to protect your grill from outdoor elements.

3.1 Daily Use

- Place the cover on the grill when it is not in use and has cooled down completely.
- Ensure the cover is properly secured with the hook and loop fasteners.
- The integrated vented mesh panel facilitates air circulation, which helps prevent moisture buildup and mildew formation under the cover.

EASY TO CLEAN MATERIAL



Airizin

Image 3.1: Detailed view of the grill cover's features, including its waterproof surface, convenient lift handles, durable 600D polyester material, secure Velcro tape, functional vent mesh, and design for the smoke stack.

4. MAINTENANCE

Proper maintenance will extend the life of your grill cover and ensure continued protection for your grill.

4.1 Cleaning Instructions

- To clean the cover, wipe it down with a damp cloth and mild detergent.
- Rinse thoroughly with water.
- Allow the cover to air dry completely before placing it back on the grill or storing it.

- Do not machine wash or tumble dry, as this may damage the material and PVC backing.

4.2 Storage

When not in use for extended periods, store the clean and dry cover in a cool, dry place away from direct sunlight.

5. TROUBLESHOOTING

This section addresses common concerns regarding the grill cover.

5.1 Cover Does Not Fit

- **Issue:** The cover appears too large or too small for the grill.
- **Solution:** Verify that your grill is the Nexgrill Oakford 1150 Reverse Flow Offset Smoker, model 810-0071. This cover is designed for specific dimensions (65"W x 25"D x 60"H) and may not fit other models.

5.2 Moisture Under Cover

- **Issue:** Condensation or moisture is observed under the cover.
- **Solution:** Ensure the grill is completely cool and dry before covering. The cover includes a vented mesh panel to promote airflow and reduce condensation; ensure this vent is not obstructed.

5.3 Cover Blown Off by Wind

- **Issue:** The cover is dislodged during windy conditions.
- **Solution:** Always ensure the hook and loop fasteners at the bottom of the cover are securely fastened around the grill legs or base.

6. SPECIFICATIONS

Feature	Detail
Product Name	Airizin Grill Cover
Compatibility	Nexgrill Oakford 1150 Reverse Flow Offset Smoker (Model 810-0071)
Dimensions (L x W x H)	65" x 25" x 60"
Material	600D Heavy-duty Polyester with PVC backing
Color	Black
Closure Type	Hook and Loop (Velcro)
Special Features	Vented mesh panel, UV protection, Water-resistant, Crack and fade resistant
Item Weight	4.91 pounds
Manufacturer	Airizin

7. WARRANTY INFORMATION

The Airizin Grill Cover comes with a **1-year warranty** from the date of purchase. This warranty covers

manufacturing defects and material failures under normal use. It does not cover damage resulting from misuse, improper installation, or extreme weather conditions beyond the product's intended protective capabilities.



Offset Smoker Grill Cover

for **Nexgrill** Oakford 1150 Reverse Flow Offset Smoker

	Ours	Others
Comparison		
Heavy-Duty	600D 310g/m ²	210D/400D 190g/m ²
Material	Polyester w/ PVC backing	Lightweight fabric
Resistant	Dirt, water, UV-resistant	Fade/Crack
Warranty	1 Year	3 Months

Image 7.1: A comparison illustrating the Airizin grill cover's robust features, including its 600D material, polyester with PVC backing, resistance to dirt, water, and UV, and a stated 1-year warranty.

For warranty claims or further details, please contact customer support.

8. CUSTOMER SUPPORT

If you have any questions about the product, require assistance with installation, or need to address a warranty claim, please contact Airizin customer support through the retailer's platform where the product was purchased. Please have your purchase details and grill model information ready.