



Manuals.plus /

› mopio /

› Mopio Blake 59" Arched TV Stand with Fireplace Instruction Manual

## mopio Blake BLK2009

# Mopio Blake 59" Arched TV Stand with Fireplace Instruction Manual

Model: BLK2009

Brand: Mopio

## 1. SAFETY INFORMATION

Please read and understand all safety instructions before assembly and use. Failure to follow these instructions may result in injury or product damage.

- Do not place heavy objects on the mantel to prevent tipping.
- Keep the fireplace area clear of flammable materials.
- Do not operate the fireplace if it becomes damaged or if the cord is damaged.
- Keep the fireplace and its cord out of reach of children and pets.
- Do not use the fireplace in a manner not intended by the manufacturer.
- Always follow the assembly instructions carefully to ensure stability and safety.

## 2. PRODUCT OVERVIEW

The Mopio Blake 59" Arched TV Stand with Fireplace is a versatile entertainment center designed for modern living spaces. It combines classic aesthetics with practical features to enhance your home environment.

### Key Features:

- **Dimensions:** Overall: 59.1 (W) x 15.6 (D) x 33.7 (H) inches.
- **Classic Modern Farmhouse Design:** Features trendy arches, beveled edges, and natural wood grains.
- **Personalized Comfort:** Electric fireplace with 3 levels of flame brightness, adjustable temperature

settings (62-82°F), and a programmable timer (0.5-6 hours). Includes remote and manual controls.

- **Flexible Layout:** Adaptable design with movable side cabinets.
- **Multifunctional Design:** Serves as an electric fireplace with mantel, TV stand (for TVs up to 65 inches), and storage solution.
- **Material:** Engineered Wood.
- **Item Weight:** 108 Pounds.
- **Safety Certifications:** CSA, CE Certified with overheating protection.

### Visual Overview:

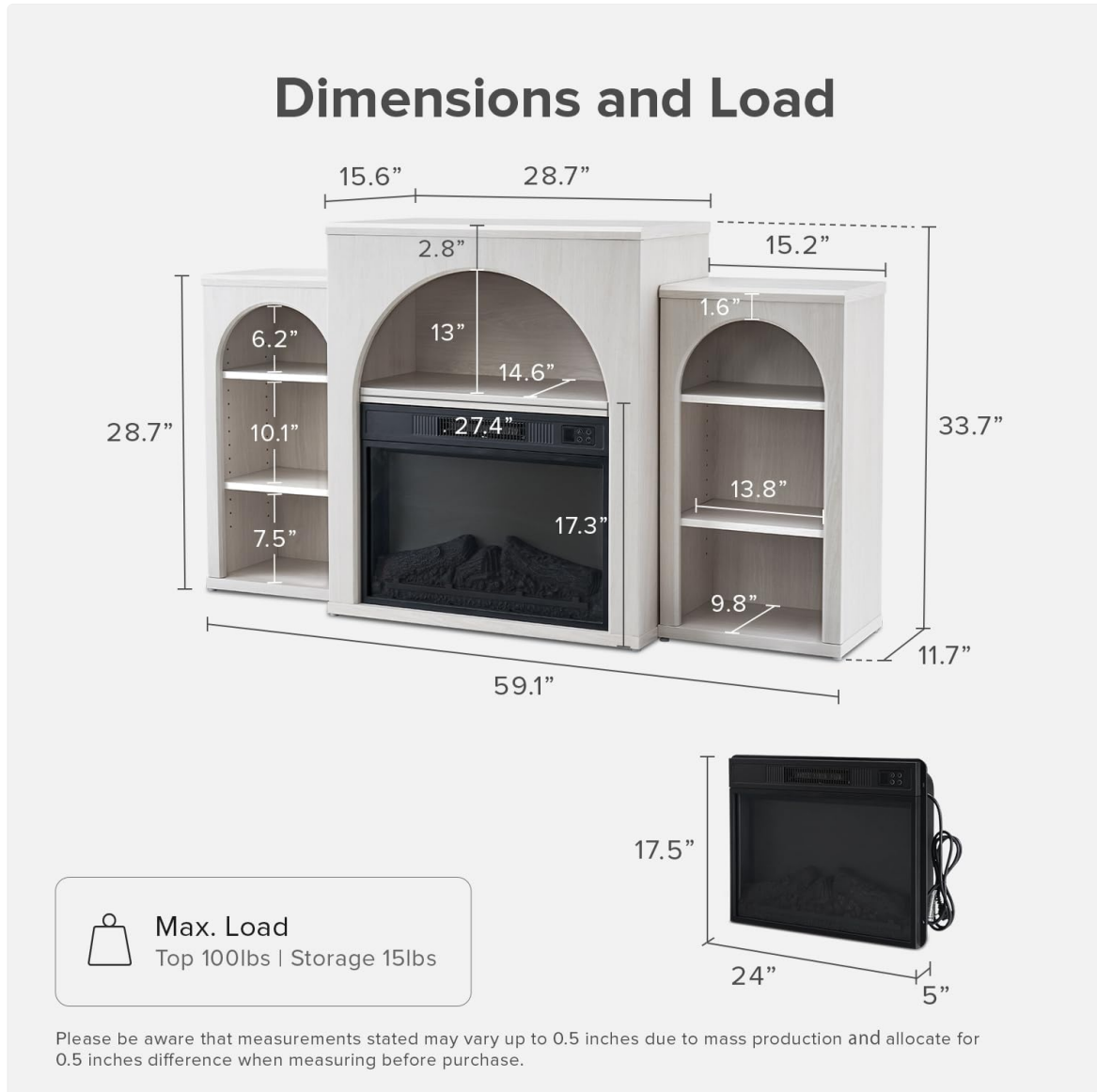



Image: Detailed dimensions and maximum load capacity for the TV stand and storage shelves.

# More Than Just A Fireplace



**Designed to fit your large-screen TV**

Of up to 65 inches

## **Versatile Piece**

Use it as  
a TV stand,  
stylish buffet  
or a charming  
mantelpiece



## **Ample storage**

Organize and  
display your prized  
possessions

## **Stay warm and comfortable**

Built-in electric fireplace, perfect for chilly evenings

Image: Illustrates the multifunctional design, serving as a TV stand, buffet, or mantelpiece, with built-in electric fireplace for warmth.

# Cozy Up with Personalized Comfort



CSA, CE Certified  
and overheating  
protection



Programmable  
timer from  
0.5 - 6hrs



Enjoy mesmerizing  
flames with or  
without heat



Powerful heating  
of 1400W



**3 levels of flame brightness**  
Adjustable temp. settings  
between 62 - 82F

Image: Highlights personalized comfort features of the electric fireplace, including flame brightness levels, adjustable temperature, programmable timer, and safety certifications.

# Designed For Living, Crafted For Style

## Classic Curves

Arched mantel design adds a touch of charm

## Sleek & Sophisticated

Beveled top edges creates a modern and clean aesthetic



**Warm & Inviting**  
3D natural wood grains

**Flexible Functionality**  
A mobile bookcase for personalized configurations

Please expect color variance between actual product and photos due to different lighting conditions and online viewing device settings.

Image: Showcases the classic curves, beveled top edges, 3D natural wood grains, and flexible functionality of the mobile bookcases.

### 3. ASSEMBLY INSTRUCTIONS

Assembly is required for this product. It is delivered flat-packed. Please follow the detailed printed guide included in your package. For visual assistance, video tutorials are available.

#### Assembly Preparation:

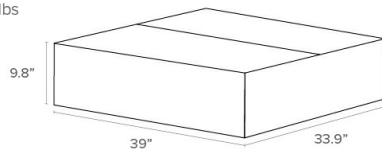
## How many boxes should I receive?

### Box 1

#### Fireplace Mantel

Size - 39"(L) x 33.9"(W) x 9.8"(H)

Weight - 108 lbs

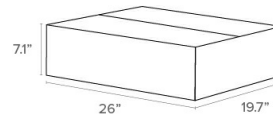


### Box 2

#### Electric Fireplace Insert

Size - 26"(L) x 19.7"(W) x 7.1"(H)

Weight - 18.5 lbs



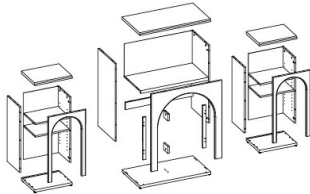
**Assembly  
Video Available**

Assembly Video & Manual can be found in the product description below.


Image: Illustration showing the contents of each box for the Mopio Blake TV Stand, including the fireplace mantel components and the electric fireplace insert.

## What is inside each box?

### Box 1



### Box 2



**Assembly  
Video Available**

Assembly Video & Manual can be found in the product description below.

Image: Details on the two boxes received for the Mopio Blake TV Stand, specifying the size and weight of the Fireplace Mantel box and the Electric Fireplace Insert box.

## Assembly Video:

Video: Official MopioInc video demonstrating the assembly process and styling options for the fireplace TV stand. This video provides a visual guide to help with setup.

It is recommended to have a second person assist with assembly due to the weight and fragility of components during initial stages. Ensure all parts are correctly aligned before tightening screws.

## 4. OPERATING INSTRUCTIONS (ELECTRIC FIREPLACE)

The integrated electric fireplace offers customizable comfort and ambiance. Use the included remote control or the manual controls on the unit to adjust settings.

### Controls:

- **Power On/Off:** Press the power button on the remote or unit.
- **Flame Brightness:** Cycle through 3 levels of flame brightness to set your desired ambiance.
- **Temperature Settings:** Adjust the heat output with temperature settings ranging from 62°F to 82°F.
- **Programmable Timer:** Set the fireplace to operate for a duration between 0.5 to 6 hours.

- **Heat On/Off:** Enjoy mesmerizing flames with or without heat, depending on your preference.

## 5. MAINTENANCE

Proper care and maintenance will ensure the longevity and appearance of your Mopio Blake TV Stand.

### General Care:

- **Cleaning:** Dust regularly with a soft, dry cloth. For spills, wipe immediately with a damp cloth and dry thoroughly. Avoid using abrasive cleaners or harsh chemicals, as they may damage the finish.
- **Placement:** Avoid direct sunlight and extreme temperature changes to prevent warping or fading.
- **Electrical Components:** Periodically check the fireplace's power cord and connections for any signs of wear or damage. Ensure the air intake and outlet vents are clear of obstructions.

## 6. TROUBLESHOOTING

If you encounter any issues with your Mopio Blake TV Stand or electric fireplace, please refer to the following common solutions:

- **Fireplace Not Turning On:** Check if the power cord is securely plugged into a working electrical outlet. Ensure the main power switch on the unit is in the 'ON' position.
- **No Heat Output:** Verify that the temperature setting is above the current room temperature. Check if the heat function is activated via the remote or manual controls.
- **Remote Control Not Working:** Replace the batteries in the remote control. Ensure there are no obstructions between the remote and the fireplace unit.
- **Unusual Noises:** If the fireplace makes unusual noises, turn it off immediately and unplug it. Contact customer support for assistance.
- **Overheating Protection:** The fireplace is equipped with an overheating protection system. If the unit overheats, it will automatically shut off. Unplug the unit, allow it to cool down, and check for any blocked vents before restarting.

For further assistance, please contact Mopio customer support.

## 7. SPECIFICATIONS

Feature	Detail
Brand	mopio
Product Dimensions	15.6"D x 59.1"W x 33.7"H
Material	Engineered Wood
Finish Type	Brushed
Installation Type	Floor Mount
Special Feature	TV Stand
Style	Classic, Transitional
Color	White Oak, Arched
Room Type	Living Room
Included Components	Fireplace Insert
Item Weight	108 Pounds
Model Name	Blake
Shape	Rectangular
Assembly Instructions Description	Assembly required. Product is delivered flat-packed. Follow the printed guide or watch video tutorials for setup. Expert support available.
Size	59" Arched with Fireplace
Manufacturer	Mopio
ASIN	B0DTPLBLJ8
Item model number	BLK2009
Date First Available	January 22, 2025

## 8. WARRANTY AND SUPPORT

Your Mopio Blake TV Stand with Fireplace comes with a 1-year warranty.

- **Warranty:** 1-year warranty from the date of purchase.
- **Customer Support:** Expert support is available for any questions regarding assembly, operation, or troubleshooting.

- **Contact:** For support, please refer to the contact information provided in your product packaging or visit the MopiInc store on Amazon.