

manuals.plus /

› [STVYUKL](#) /

› [STVYUKL Basset Hound Building Block Puzzle Instruction Manual](#)

## STVYUKL Basset Hound Building Block Puzzle


# STVYUKL Basset Hound Building Block Puzzle Instruction Manual

Model: Basset Hound Building Block Puzzle (ASIN: B0DTPKH3NH)

## 1. PRODUCT OVERVIEW

The STVYUKL Basset Hound Building Block Puzzle is a creative construction set designed for adults. This puzzle allows users to assemble a detailed image of a Basset Hound using individual building blocks. It serves as both an engaging activity and a decorative item once completed.

The puzzle is constructed from high-quality, safe ABS materials, ensuring durability and a smooth finish. It is designed to promote thinking skills, hands-on ability, and observation during the assembly process.



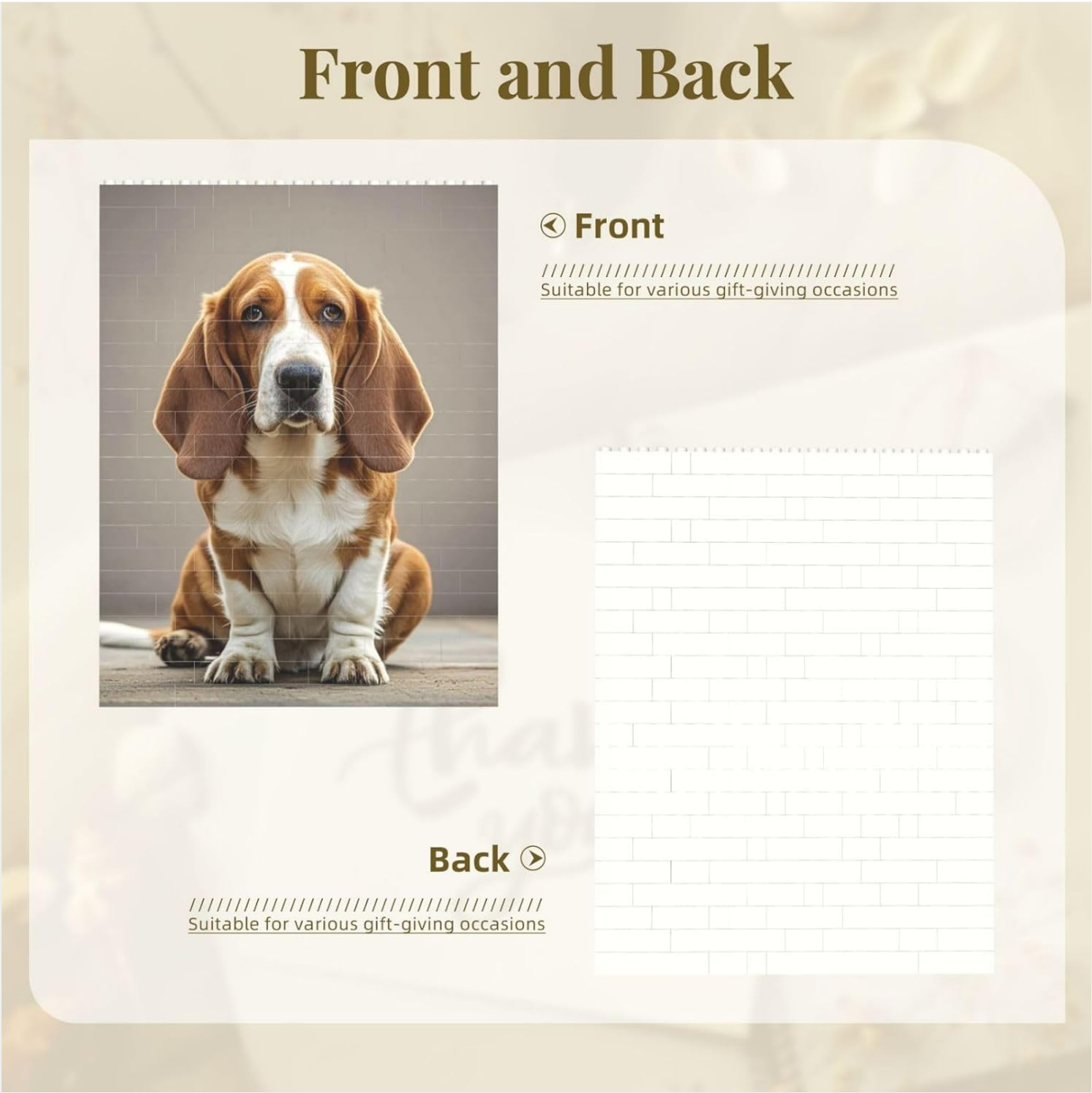
**Figure 1:** Fully assembled Basset Hound Building Block Puzzle. This image displays the detailed depiction of a Basset Hound dog formed by the building blocks.

## 2. ASSEMBLY INSTRUCTIONS

---

Assembly of the Basset Hound Building Block Puzzle requires careful attention and patience. The puzzle consists of 141 individual plastic blocks that interlock to form the complete image.

1. **Unpack Components:** Carefully remove all building blocks from the packaging. Ensure all pieces are present.
2. **Review Design:** Observe the intended final image of the Basset Hound. The puzzle is designed to be assembled from the front, with the image facing outwards.
3. **Begin Assembly:** Start by identifying the base blocks and gradually build upwards, connecting each block securely. Pay close attention to the color and shape of each block to match the Basset Hound image.
4. **Systematic Approach:** It is recommended to work systematically, perhaps section by section, to manage the complexity. The process encourages observation and spatial reasoning.
5. **Secure Connections:** Ensure each block is firmly pressed into place to create a stable and cohesive structure.



**Figure 2:** Front and back view of the puzzle. This image illustrates both the front (assembled Basset Hound image) and the blank back side of the building block puzzle, indicating its two-sided nature for assembly reference.

The complexity of this brick cube puzzle may require endurance and focus. Take your time to complete it, enjoying the

process of bringing the image to life.

### 3. OPERATION (USAGE GUIDELINES)

---

Once assembled, the Basset Hound Building Block Puzzle can be utilized in several ways:

- **Decorative Display:** The completed puzzle serves as a unique and personalized home accent. It can be displayed in various settings such as a bedroom, living room, or office.
- **Leisure Activity:** The assembly process itself is intended for relaxation and enjoyment during leisure time, suitable for individuals or shared with family and friends.
- **Cognitive Engagement:** Engaging with the puzzle helps cultivate thinking skills, hands-on abilities, and observation.

### 4. MAINTENANCE

---

To ensure the longevity and appearance of your Basset Hound Building Block Puzzle, follow these simple maintenance guidelines:

- **Cleaning:** The puzzle can be easily wiped clean with a dry or damp cloth. Avoid using harsh chemicals or abrasive materials that could damage the plastic blocks.
- **Storage:** If disassembled for storage, keep the blocks in a clean, dry container to prevent loss or damage.
- **Handling:** Handle the assembled puzzle with care to prevent blocks from detaching.

# Detail show




Moisture resistance



Higienic safety



Color quality



**Figure 3:** Detail of building blocks. This image shows a close-up of the individual building blocks, highlighting their features such as moisture resistance, hygienic safety, and color quality.

## 5. TROUBLESHOOTING

---

Should you encounter any issues during the assembly or use of your puzzle, consider the following:

- **Missing Pieces:** Carefully check all packaging materials. If pieces are genuinely missing, contact the manufacturer or seller for assistance.
- **Difficulty in Assembly:** Review the overall image and the section you are working on. Sometimes taking a short break and returning with a fresh perspective can help. Ensure blocks are oriented correctly and pressed firmly.
- **Loose Connections:** If blocks are not holding together, ensure they are fully interlocked. The design requires firm connections for stability.

## 6. SPECIFICATIONS


---

Key specifications for the STVYUKL Basset Hound Building Block Puzzle are provided below:

Feature	Detail
Number of Blocks	141 capsules
Material	High-quality ABS Plastic
Assembled Dimensions (approx.)	16.8 cm (6.6 inches) width x 22.4 cm (8.8 inches) height
Thickness (approx.)	0.8 cm (0.3 inches)
Item Weight (approx.)	190 g (6.7 ounces)
Package Dimensions (approx.)	9.06 x 6.69 x 0.59 inches
Manufacturer Recommended Age	20 years and up
Manufacturer	ZSYQXBFHFXXXYSH



# Product Parameters



♥ [ No.of blocks ]	141 capsules	♥ [ Weight ]	190g /6.7oz(About)
♥ [ Material ]	Plastic	♥ [ Thickness ]	0.8cm /0.3inch

\*The size of the product is measured manually and may be subject to marginal error

**Figure 4:** Product parameters. This image provides key specifications including the puzzle's dimensions, number of blocks, weight, material, and thickness.


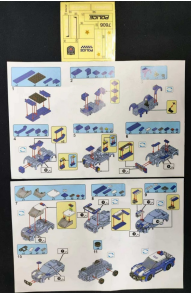
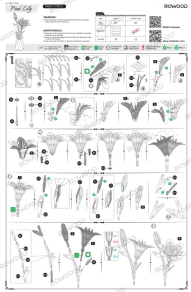



## 7. WARRANTY AND SUPPORT

Information regarding a specific warranty period for the STVYUKL Basset Hound Building Block Puzzle is not provided in the product details. For any inquiries regarding warranty, missing parts, or product support, please contact the seller or manufacturer directly through your purchase platform.

**Manufacturer:** ZSYQXBFHFXXXYSH  
**Brand:** STVYUKL



Related Documents - Basset Hound Building Block Puzzle

	<p><a href="#">This is Fine Dog Building Block Kit Assembly Instructions Z003</a></p> <p>Detailed assembly guide for the 'This is Fine Dog' building block set (Model Z003, 293 pieces), featuring step-by-step instructions to build a scene inspired by the popular internet meme.</p>
	<p><a href="#">Mitty 607045 Police Car Toy Building Set - User Manual</a></p> <p>Comprehensive user manual for the Mitty 607045 DIY Building Block Police Car Toy Set. Includes parts list, step-by-step assembly instructions, and safety information for this creative educational patrol vehicle playset.</p>
	<p><a href="#">Rowood Pink Lily TW071 3D Wooden Puzzle Assembly Instructions</a></p> <p>Detailed assembly instructions for the Rowood Pink Lily TW071 3D wooden puzzle. Learn how to build your own beautiful wooden flower model with clear, step-by-step guidance.</p>
	<p><a href="#">Building Block Shrimp Model 30107 Assembly Instructions</a></p> <p>Step-by-step assembly guide for the MOC Building block shrimp model figurines (30107). Ideal for puzzle assembly and creative play for children.</p>
	<p><a href="#">Innsmouth Rising Kickstarter Puzzle Hunt Solutions Guide</a></p> <p>Unlock the secrets of the Innsmouth Rising Kickstarter campaign with this comprehensive guide to all 8 puzzle solutions, including step-by-step explanations and final answers.</p>
	<p><a href="#">Buddy's Bone Hunt: A Virtual Explorer's Quest</a></p> <p>Join Buddy the Basset Hound on a global adventure to find his lost bone. Follow clues, use Google Maps, and solve the mystery in this fun, interactive quest for virtual explorers.</p>