

PELONIS PSFD42DW6LG

PELONIS 40" Smart Bladeless Tower Fan User Manual

Model: PSFD42DW6LG

[Safety Information](#)

[Product](#)

[Overview](#)

[Setup](#)

[Operation](#)

[Maintenance](#)

[Troubleshooting](#)

[Specifications](#)

[Warranty &](#)

[Support](#)

1. SAFETY INFORMATION

Please read all instructions carefully before using this appliance and retain for future reference. Failure to follow these instructions may result in electric shock, fire, or serious personal injury.

General Safety Precautions:

- Always ensure the fan is placed on a stable, level surface to prevent tipping.
- Do not insert fingers or foreign objects into the air outlets or inlets. This fan features a bladeless design for enhanced safety, but caution is still advised.
- Keep the fan away from water or other liquids. Do not operate in wet environments.
- Unplug the fan from the power outlet when not in use, before cleaning, or before moving it.
- Do not operate the fan with a damaged cord or plug. If the cord or plug is damaged, contact customer support for assistance.
- This appliance is not intended for use by persons (including children) with reduced physical, sensory, or mental capabilities, or lack of experience and knowledge, unless they have been given supervision or instruction concerning use of the appliance by a person responsible for their safety.
- Children should be supervised to ensure that they do not play with the appliance.
- Do not block air openings. Ensure there is adequate space around the fan for proper airflow.
- Use only as described in this manual.

2. PRODUCT OVERVIEW

The PELONIS 40" Smart Bladeless Tower Fan (Model PSFD42DW6LG) is designed to provide efficient and quiet cooling with advanced features for modern homes and offices. Its innovative bladeless design ensures safety, making it suitable for environments with children and pets.

Key Features:

- **Bladeless Design:** Eliminates exposed blades for enhanced safety and easier cleaning.
- **Ultra-Quiet Operation:** Operates at a low noise level of 22dB (at lowest speed) for undisturbed sleep or work.
- **Powerful Airflow:** Delivers smooth, gentle airflow up to 1200 CFM with a maximum speed of 26 ft/s.
- **Smart Control:** Integrated WiFi connectivity allows control via a smartphone app, Amazon Alexa, and Google Assistant.
- **Multiple Modes & Speeds:** Features 4 wind modes (Normal, Natural, Sleep, Sensi Cool) and 6 adjustable wind speeds.
- **90° Oscillation:** Provides wide-angle air distribution to cool larger areas.
- **7-Hour Timer:** Programmable timer for automatic shut-off.
- **DC Brushless Motor:** Offers higher efficiency and quieter performance.
- **Remote Control:** Includes a convenient magnetic remote control for easy adjustments.





Image: The PELONIS 40" Smart Bladeless Tower Fan, shown with its remote control and a smartphone displaying the control app.

Bladeless Design Ultimate Safety

Innovative bladeless design for worry-free cooling



Image: Illustrates the bladeless design of the fan, emphasizing safety for children and pets.

Effortless Cooling Soundless Sleeping



Image: Depicts the fan operating quietly in a bedroom, highlighting its 22dB noise level.

3. SETUP

The PELONIS Smart Bladeless Tower Fan is designed for easy setup with no complex installation required. Minor assembly, such as attaching the base, may be necessary.

Initial Setup:

1. **Unpack:** Carefully remove the fan and all accessories from the packaging. Ensure all components are

present: the fan unit, remote control, and user manual.

2. **Assembly (if required):** Follow any specific instructions in the packaging for attaching the base to the main fan unit.
3. **Placement:** Place the fan on a firm, level surface. Ensure there is at least 12 inches (30 cm) of clear space around the fan for optimal airflow. Do not place it near curtains or other objects that could obstruct the air intake or outlet.
4. **Power Connection:** Plug the power cord into a standard 120V AC electrical outlet.
5. **Remote Control Batteries:** The remote control requires 2 AAA batteries (included). Open the battery compartment on the back of the remote and insert the batteries, observing the correct polarity (+/-).

Smart Control Setup (Optional):

To utilize the smart features with Alexa, Google Assistant, or the dedicated app, follow these steps:

1. **Download App:** Download the PELONIS Smart Home app from your smartphone's app store (iOS or Android).
2. **Create Account:** Open the app and create a new user account or log in if you already have one.
3. **Add Device:** Follow the in-app instructions to add your PELONIS 40" Smart Bladeless Tower Fan. This typically involves putting the fan into pairing mode (refer to the app for specific instructions, usually by pressing and holding a button on the fan's control panel).
4. **Connect to Wi-Fi:** Connect the fan to your home 2.4GHz Wi-Fi network through the app.
5. **Integrate with Voice Assistants:** If desired, link your PELONIS Smart Home account with Amazon Alexa or Google Assistant through their respective apps. This will allow voice control of your fan.

Control from Anywhere

Set up your fan anywhere and anytime
with intelligent connectivity



works with
Google Home

works
with



Image: Demonstrates the fan's smart control capabilities with a smartphone app and voice assistant integration.

4. OPERATION

Your PELONIS Smart Bladeless Tower Fan can be operated using the touch control panel on the unit, the included remote control, or the PELONIS Smart Home app.

Control Panel & Remote Control Functions:

Sleek Design Perfect Fit



Image: Close-up of the fan's control panel and remote control, showing various buttons and display.

- **Power Button ():** Turns the fan ON or OFF.
- **Speed Adjustment (+ / -):** Increases or decreases the wind speed (6 levels).
- **Mode Button (M):** Cycles through the 4 wind modes:
 - **Normal:** Constant airflow at the selected speed.
 - **Natural:** Simulates natural breeze with varying wind speeds.
 - **Sleep:** Gradually decreases fan speed and dims the display for quiet operation during sleep.
 - **Sensi Cool:** Automatically adjusts fan speed based on room temperature for optimal comfort.

- **Oscillation Button (🌀):** Activates or deactivates the 90° oscillation feature.
- **Timer Button (🕒):** Sets the auto-off timer from 1 to 7 hours. Each press adds one hour.

Smart App Control:

The PELONIS Smart Home app provides full control over all fan functions, including power, speed, modes, oscillation, and timer. Additionally, the app may offer advanced features such as scheduling, custom oscillation angles, and integration with other smart home devices.

Voice Control:

Once integrated with Amazon Alexa or Google Assistant, you can use voice commands to control your fan. Examples:

- "Alexa, turn on the fan."
- "Hey Google, set fan speed to 3."
- "Alexa, turn off the fan oscillation."

Wide-Angle Sweep Comfort to Keep



Image: Shows the fan's 90-degree oscillation feature, distributing air across a wide area.

Cooling All Day and Night

Set it and forget it



Image: Illustrates the 7-hour timer function, allowing users to set automatic shut-off.

5. MAINTENANCE

Regular cleaning and maintenance will help ensure the efficient and safe operation of your PELONIS Smart Bladeless Tower Fan.

Cleaning Instructions:

1. **Disconnect Power:** Always unplug the fan from the power outlet before cleaning.

2. **Exterior Cleaning:** Use a soft, damp cloth to wipe the exterior surfaces of the fan. Do not use abrasive cleaners, waxes, or polishes as these may damage the finish.
3. **Air Inlet/Outlet Cleaning:** The bladeless design makes cleaning easier. Use a soft brush or a vacuum cleaner with a brush attachment to gently remove dust and debris from the air intake grille (at the base) and the air outlet slot. A compressed air can may also be used to clear dust from hard-to-reach areas.
4. **Drying:** Ensure all parts are completely dry before plugging the fan back in.

Storage:

If storing the fan for an extended period, unplug it, clean it thoroughly, and store it in its original packaging or a protective cover in a cool, dry place.

6. TROUBLESHOOTING

Before contacting customer support, please refer to the following troubleshooting guide for common issues.

Problem	Possible Cause	Solution
Fan does not turn on.	No power supply. Power cord not securely plugged in. Remote control batteries are dead.	Ensure the fan is plugged into a live electrical outlet. Check if the power cord is firmly connected. Replace remote control batteries.
Fan suddenly turns off.	Timer function activated. Automatic safety shut-off (after 10-15 hours of continuous operation without commands). Overheating protection activated.	Check if the timer was set. This is a built-in safety feature; turn the fan back on manually if desired. Unplug the fan, allow it to cool down for 30 minutes, then plug it back in. Ensure air inlets/outlets are not blocked.
Weak or no airflow.	Air inlets/outlets are blocked. Fan speed is too low.	Clean the air inlets and outlets to remove dust or obstructions. Increase the fan speed using the control panel, remote, or app.
Remote control not working.	Batteries are dead or incorrectly inserted. Obstruction between remote and fan.	Replace batteries, ensuring correct polarity. Ensure there is a clear line of sight between the remote and the fan's receiver.
Cannot connect to Wi-Fi/App.	Incorrect Wi-Fi password. Fan is too far from router. Router is 5GHz only. Fan not in pairing mode.	Double-check Wi-Fi password. Move the fan closer to the Wi-Fi router. Ensure your router supports 2.4GHz Wi-Fi, as the fan requires this frequency. Follow app instructions to put the fan into pairing mode.

7. SPECIFICATIONS

Feature	Detail
Brand	PELONIS

Feature	Detail
Model Name	AMS150F-MDLW
Item Model Number	PSFD42DW6LG
Color	Grey
Style	Premium with Smart Control
Product Dimensions	10.3"D x 8.07"W x 40"H
Item Weight	18.81 pounds (8.55 Kilograms)
Power Source	DC
Voltage	120V
Wattage	33 watts
Noise Level	22 Decibels (at lowest speed)
Speed	Up to 26 Feet Per Second (airflow)
Number of Power Levels	6 (wind speeds)
Control Method	Touch, Remote, App (Alexa/Google)
Special Features	Bladeless, Quiet Operation, Remote Controlled, Safety Certified, Tower Base, Smart Control (WiFi, Alexa, Google), 90° Oscillation, 7H Timer, 4 Wind Modes
Batteries Required	2 AAA batteries (included for remote)
Assembly Required	Yes (minor)

8. WARRANTY & SUPPORT

Warranty Information:

PELONIS products are manufactured to the highest quality standards. For specific warranty details regarding your PELONIS 40" Smart Bladeless Tower Fan, please refer to the warranty card included in your product packaging or visit the official PELONIS website. Keep your purchase receipt as proof of purchase for warranty claims.

Customer Support:






If you encounter any issues not covered in the troubleshooting section or require further assistance, please contact PELONIS customer support. Contact information can typically be found on the PELONIS website or on

the warranty card.

You can also visit the [PELONIS Store on Amazon](#) for more product information and support resources.

© 2025 PELONIS. All rights reserved.

Related Documents - PSFD42DW6LG

	<p>Pelonis Smart Bladeless Tower Fan PBF15T4AWW User Manual</p> <p>User manual for the Pelonis PBF15T4AWW Smart Bladeless Tower Fan, covering safety instructions, specifications, product overview, operation, app setup, cleaning, troubleshooting, and warranty information.</p>
	<p>Pelonis Smart Bladeless Tower Fan PBF15T4AWW User Manual</p> <p>Official user manual for the Pelonis Smart Bladeless Tower Fan (Model PBF15T4AWW). Includes safety instructions, specifications, operation guide, app setup, maintenance, troubleshooting, and warranty information.</p>
	<p>Pelonis PSFD42W6ALGC Bladeless Fan User Manual</p> <p>Comprehensive user manual for the Pelonis PSFD42W6ALGC Bladeless Fan, covering operation instructions, safety precautions, troubleshooting, cleaning, maintenance, and warranty information.</p>
	<p>Pelonis HC-2017 Ceramic Tower Heater Owner's Manual and Safety Guide</p> <p>Comprehensive owner's manual for the Pelonis HC-2017 Ceramic Tower Heater, including safety instructions, operation guide, troubleshooting tips, cleaning advice, specifications, and warranty information.</p>
	<p>Pelonis 42-Inch Tower Fan User Manual</p> <p>User manual for the Pelonis 42-Inch Tower Fan (Model: PSFZ42D5ALGC), covering important safeguards, product overview, installation, operation, troubleshooting, cleaning, specifications, and warranty information.</p>

