



Manuals.plus /

› Fitiger /

› Fitiger EasyPumpVac Pro Choking Rescue Device Instruction Manual

Fitiger FAC01-A

Fitiger EasyPumpVac Pro Choking Rescue Device

Model: FAC01-A

INTRODUCTION

The Fitiger EasyPumpVac Pro is a portable airway suction device designed for emergency choking rescue in both children and adults. This manual provides essential information for the proper setup, operation, and maintenance of your device to ensure its effectiveness in critical situations.

PRODUCT COMPONENTS

The Fitiger EasyPumpVac Pro Home Kit includes the following components:

- 1 x Choking Rescue Device (main suction unit)
- 1 x Child Mask (for ages 3-12)
- 2 x Adult Masks (for ages 12+, one for use, one for practice)
- 1 x Instruction Guide
- 1 x Durable Cloth Bag (for storage and travel)



Image: The complete Fitiger EasyPumpVac Pro kit, including the orange storage bag, the black suction device, and three different sized masks.

CHOKING RESCUE DEVICE HOME KIT



Image: A detailed view of the kit's contents, highlighting the suction device, the adult, kids, and baby masks, the instruction guide, and the cloth bag.

SAFETY INFORMATION

It is crucial to familiarize yourself with the device and practice its use before an actual emergency. The device is designed for rapid response and features air release holes to prevent secondary injury by safely releasing pressure during use, ensuring the blockage is not pushed back into the throat.

UNIQUE DESIGN PREVENTS SECONDARY INJURY



Image: Illustration of the device's unique design with air release holes, which help prevent pushing the obstruction further down the airway.

SETUP

The Fitiger EasyPumpVac Pro is designed for quick assembly. To prepare the device for use:

1. Choose the appropriate mask size (Adult, Kids, or Baby) based on the user's age and facial structure.
2. Attach the selected mask firmly to the main suction unit. Ensure a secure connection to create an effective seal.

The device is ready for immediate use once the mask is attached. No venting or complex setup is required.

OPERATING INSTRUCTIONS

In a choking emergency, every second counts. Follow these two simple steps for effective use:

1. **Place:** Position the mask firmly over the user's nose and mouth, ensuring a complete seal. Use one hand to hold the mask securely in place against the face.
2. **Pull:** With the other hand, firmly grip the cylindrical device and pull upwards. This action creates powerful suction to dislodge the airway obstruction.

HOW DOES IT WORKING?

-----Design for Kids/Adults/Erderly Self-use without help



When you pull up the device and creat a vacuum environment, then the force will flow to the airway, not take much force to achieve apidly sucking out clogs.

Image: Demonstration of the device in action, showing the mask placement and the upward pull to create suction.

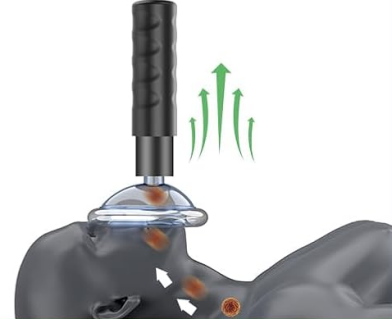
HIGH-EFFICIENT CHOKING RESCUE DEVICEN TO SAVE CRITICAL SECONDS

Fitiger Two-step operation quickly clears airway obstruction, saving precious seconds in emergencies.

Place



Pull



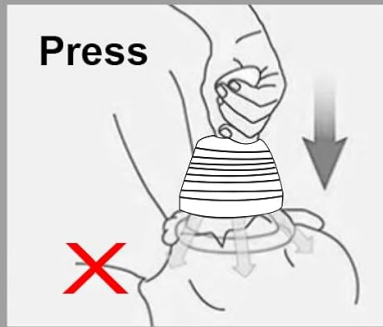
Other Brand

Three steps to remove airway obstruction will delay in emergency rescue.

Place



Press



Pull

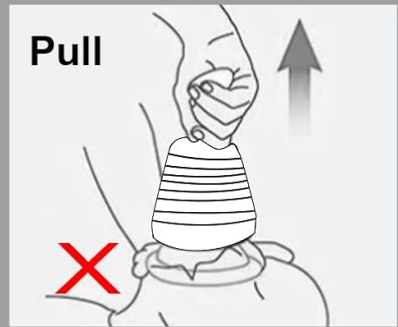


Image: A visual comparison highlighting the simplicity and speed of Fitiger's two-step "Place and Pull" operation for quick airway clearance.

The device is designed to be intuitive and can be operated effectively even by individuals with minimal training. The ergonomic handle provides a secure grip for optimal suction.

MAINTENANCE

The Fitiger EasyPumpVac Pro is built for durability and ease of maintenance. After each use, especially in an emergency:

- Clean the masks thoroughly with soap and water.
- Ensure all components are dry before reassembling and storing.
- Store the device in its provided cloth bag in a cool, dry place, away from direct sunlight.

The device does not need to be replaced unless it has been used in a choking rescue. It is recommended to check the masks periodically and replace them every two to three years to ensure continued effectiveness.

TROUBLESHOOTING

The Fitiger EasyPumpVac Pro is designed for reliable performance. If the device does not create sufficient suction or appears to be malfunctioning, ensure the mask is properly sealed over the user's nose and mouth. A tight seal is critical for effective operation. If issues persist, please refer to the detailed instruction guide

included in your kit or contact customer support.

SPECIFICATIONS

Item Model Number	FAC01-A
Package Dimensions	8.31 x 8.07 x 3.9 inches
Item Weight	1.08 Pounds
Manufacturer	Shenzhen Huayu Wantuo Technology Co., Ltd
Special Features	Easy to operate, Intuitive, Portable, User-friendly
Number of Pieces	1 (main unit)
Recommended Uses	Camping, Car, Emergency Preparedness, Home, Outdoors, Traveling
Color	Green (referring to the accent color on the device)

MEDICAL GRADE



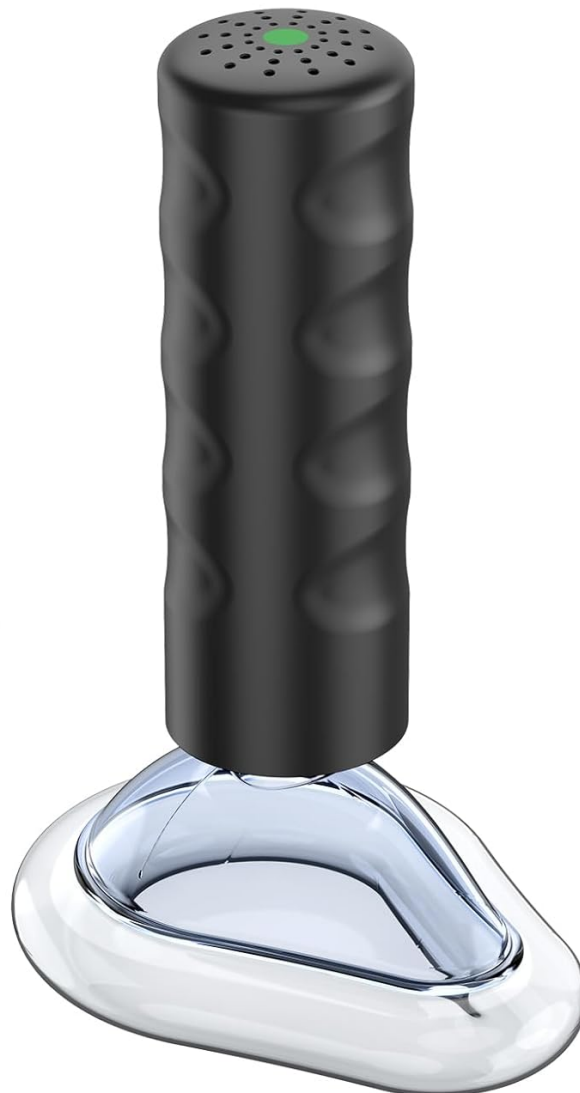
Powerful Suction



Ergonomic Handle



Reusable Device



Reliable Safety



**Prevent Bend/
Prevent Leak**



**Rapid Rescue
Response**

Image: Key features of the device, emphasizing its medical-grade design and functionality.

