



[Manuals.plus](#) /

› [LQPFBSM](#) /

› LQPFBSM Statue of Liberty Building Blocks Set Instruction Manual

LQPFBSM Statue of Liberty Building Blocks Set (1409 Pieces)

LQPFBSM Statue of Liberty Building Blocks Set Instruction Manual

Brand: LQPFBSM | Model: Statue of Liberty Building Blocks Set (1409 Pieces)

INTRODUCTION

This instruction manual provides detailed guidance for assembling your LQPFBSM Statue of Liberty Building Blocks Set. Please read all instructions carefully before beginning assembly to ensure a smooth and enjoyable building experience. This set is designed to replicate the iconic Statue of Liberty with intricate details and a classic color scheme.

SAFETY INFORMATION

WARNING: CHOKING HAZARD - Small parts. Not for children under 3 years.

- Keep small parts away from young children to prevent choking.
- Ensure all pieces are securely connected during assembly.
- Dispose of packaging materials properly.

WHAT'S IN THE BOX

- Building Blocks (1409 pieces)
- Instruction Manual

ASSEMBLY INSTRUCTIONS

The assembly process is divided into sequential steps, as outlined in the included detailed instruction manual. Each bag of building blocks is numbered to correspond with specific stages of construction,

simplifying the process.

1. **Preparation:** Unpack all components. Organize the numbered bags of blocks according to the steps in the manual.
2. **Base Construction:** Begin by assembling the base of the Statue of Liberty, following the initial steps in the manual. This forms the foundation for the entire model.
3. **Pedestal Assembly:** Proceed to build the pedestal, paying close attention to the architectural details and color matching (tan/sandstone style).
4. **Statue Assembly:** Construct the main body of the Statue of Liberty, focusing on the green-blue pieces that replicate the aged copper. Ensure all elements like the torch, crown, and robe folds are accurately placed.
5. **Final Touches:** Once the main structure is complete, attach any remaining small details and ensure all connections are firm.

Refer to the comprehensive printed instruction manual provided in the box for step-by-step visual guides and part lists for each stage of assembly.





Image: The completed LQPFBSM Statue of Liberty Building Blocks Set, showcasing its detailed design.

PRODUCT FEATURES

- **Historical Reproduction:** Meticulously designed to reproduce the unique appearance and historical charm of the Statue of Liberty, highlighting its solemnity and spirit of freedom.
- **Rich Details:** Features well-handled details including facial expressions, clothing textures, torches, and chains, showcasing complex structure and exquisite craftsmanship.
- **Classic Color Matching:** Utilizes green and light yellow as main colors, replicating the true colors of

the Statue of Liberty for a vivid and realistic model with historical and artistic atmosphere.

- **Educational Value:** Engages builders in understanding architectural principles and historical landmarks.

SPECIFICATIONS

Attribute	Value
Product Dimensions	7 x 7 x 18.5 inches
Item Weight	3.08 pounds
Recommended Age	6 years and up
Number of Pieces	1409
Manufacturer	Jieyang Mu Tang Trading Co., Ltd.

TROUBLESHOOTING

Missing Pieces

All pieces in LQPFBM products are sorted and packaged by machine. If you find any missing pieces in your item, please contact the seller directly to report which pieces are missing. The seller will arrange to ship the missing pieces to you.

Difficulty with Assembly

If you encounter difficulty with any step, carefully re-examine the corresponding section in the instruction manual. Ensure all pieces are correctly oriented and firmly pressed into place. Sometimes, a small error in an earlier step can affect subsequent assembly.

MAINTENANCE

To maintain the appearance and integrity of your Statue of Liberty Building Blocks Set, follow these guidelines:

- **Cleaning:** Gently wipe the model with a dry, soft cloth to remove dust. Avoid using harsh chemicals or abrasive materials.
- **Storage:** Store the model in a stable location away from direct sunlight and extreme temperatures to prevent discoloration or warping of the plastic.
- **Handling:** Handle the assembled model with care to avoid accidental disassembly.

WARRANTY AND SUPPORT

For any product-related inquiries, support, or to report missing parts, please contact the seller directly through the platform where the purchase was made. Please provide your order details and a clear description of the issue for prompt assistance.

PRODUCT IMAGES

STATUE OF LIBERTY

SIZE DISPLAY

PCS:1409
AGE:6+



Image: A visual representation of the Statue of Liberty Building Blocks Set with its dimensions (17.7cm width, 46.4cm height).

EXQUISITE DETAILS




Image: Close-up views highlighting the intricate details of the Statue of Liberty model, including the torch, crown, and pedestal architecture.

STATUE OF LIBERTY

MULTI-SCENE ADAPTATION



Image: The assembled Statue of Liberty model displayed in different environments, demonstrating its versatility as a decorative piece.

OFFICIAL PRODUCT VIDEOS

Your browser does not support the video tag.

Video: An official product video from LQPFBSM showcasing the Statue of Liberty Architecture Building Block Set. This video provides a brief overview of the assembled model.