



Manuals.plus /

› SVITOO /

› SVITOO P10 Android 15 Tablet User Manual

SVITOO P10

SVITOO P10 Android 15 Tablet User Manual

Model: P10 | Brand: SVITOO

1. PRODUCT OVERVIEW

The SVITOO P10 is a 10.1-inch Android 15 tablet designed for versatile use, from entertainment to productivity. It features a Unisoc A75 8-core CPU, 12GB RAM, and 128GB internal storage, expandable via TF card. The tablet includes a 1280x800 IPS HD display, a 6000mAh battery, and supports Widevine L1 for high-quality streaming.

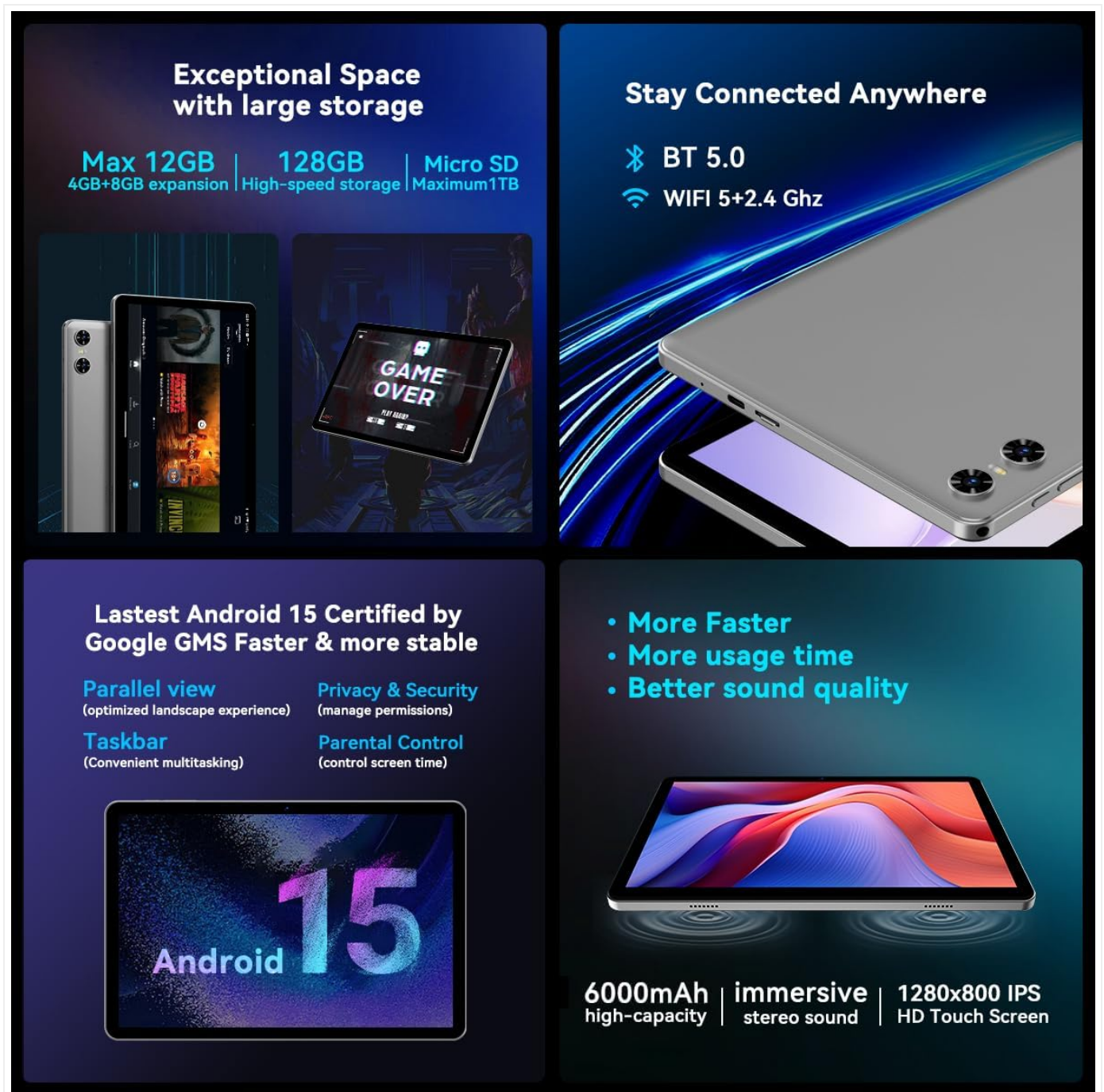


Image 1.1: Overview of the SVITOO P10 Tablet's main features, including Android 15, 12GB RAM, 128GB Storage, 6000mAh battery, Unisoc A75 8-Core CPU, Mali-G57 GPU, 5MP cameras, Digital Amplifier, 10.1-inch IPS display, 16:10 Golden Ratio, Straight Edge design, and Light Teal color.

2. INITIAL SETUP

2.1 Unpacking and Charging

Carefully remove all components from the packaging. Before first use, fully charge the tablet using the provided charger. The 6000mAh battery ensures extended usage.

2.2 Powering On/Off

- To power on: Press and hold the Power button until the SVITOO logo appears.
- To power off: Press and hold the Power button, then select 'Power off' from the options.
- To restart: Press and hold the Power button, then select 'Restart' from the options.

2.3 Initial Configuration

Upon first power-on, the tablet will guide you through the initial setup process for Android 15. This includes selecting your language, connecting to a Wi-Fi network, setting up your Google account, and configuring security options.

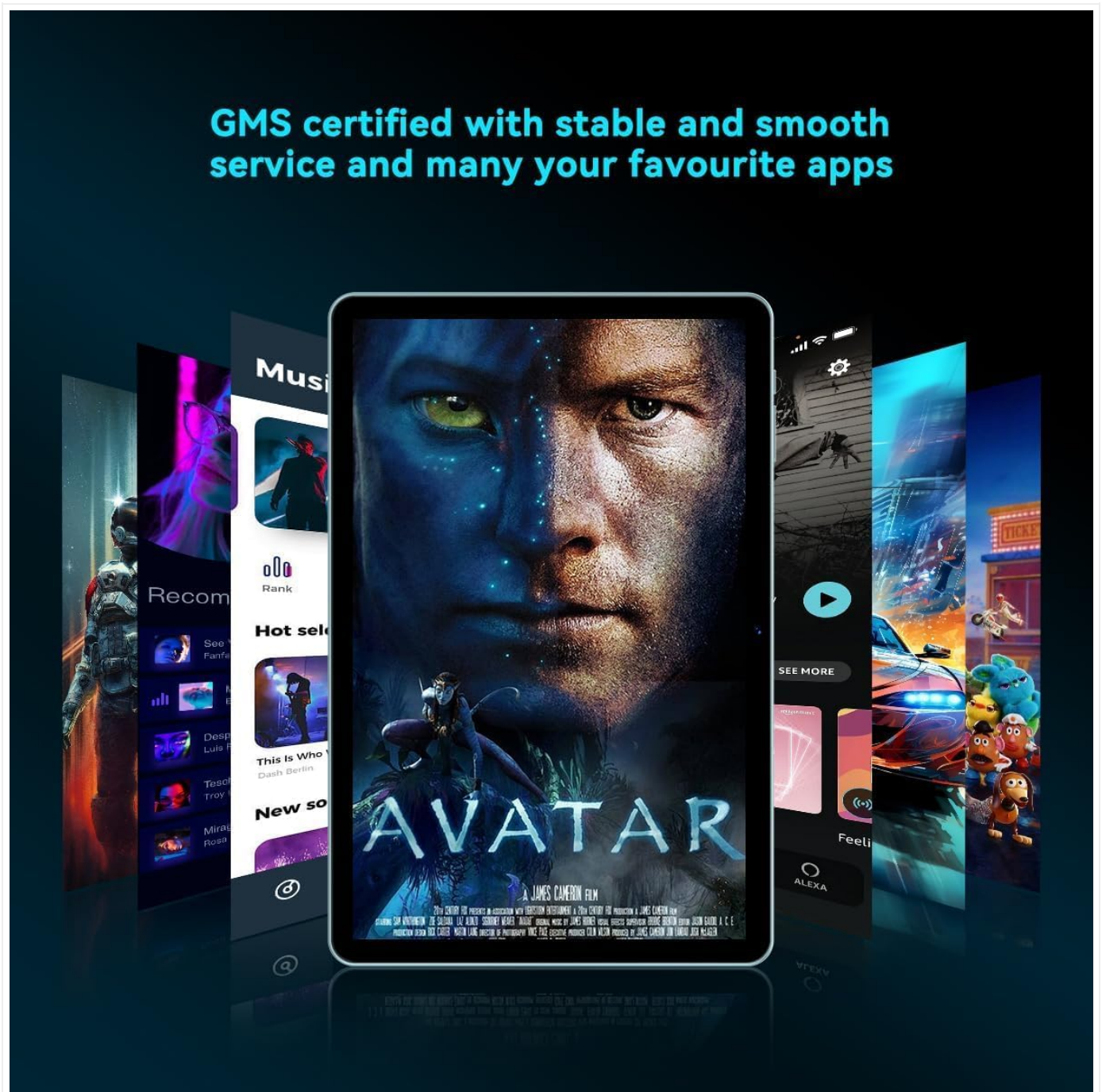


Image 2.1: The SVITOO P10 Tablet showcasing the Android 15 operating system, highlighting features such as Parallel View for optimized landscape experience, Parental Control for managing screen time, and a convenient Taskbar for multitasking.

2.4 Facial Recognition Setup

The SVITOO P10 supports facial recognition for convenient unlocking. To set this up:

1. Navigate to **Settings > Security & privacy > Face unlock**.
2. Follow the on-screen instructions to register your face. Ensure good lighting and hold the tablet at eye level.
3. Once registered, you can unlock your tablet by simply looking at the front camera.

Video 2.1: A demonstration of the SVITOO P10 Tablet, showcasing its design, Android 15 operating system, 16:10 aspect ratio, 1280x800 resolution, Unisoc T606 CPU performance, 12GB RAM, 128GB storage, 1TB maximum expansion, facial recognition, and Widevine L1 support for streaming.

3. OPERATING YOUR TABLET

3.1 Display and User Interface

The SVITOO P10 features a 10.1-inch IPS HD display with a resolution of 1280x800 pixels and a 16:10 aspect ratio, providing clear visuals for various applications. Android 15 offers a customizable interface, allowing you to personalize your lock screen, wallpaper, and interactive animations.

10.1-inch **1280X800**
IPS Display Resolution

The large 10.1-inch display delivers a larger field of view and clearer viewing experience





Dive into movie magic, where every scene unfolds with clarity and brilliance, immersing you in a world of immersive viewing pleasure



Unisoc A75 8 Core CPU and Mali-G57 ensuring seamless gaming and smooth tablet usage

Image 3.1: The SVITOO P10 Tablet highlighting its 10.1-inch IPS display and 1280x800 resolution, demonstrating its suitability for immersive movie viewing and smooth tablet usage powered by the Unisoc A75 8-Core CPU and Mali-G57 GPU.

3.2 Performance and Storage

Powered by a Unisoc A75 8-core CPU (model T606) and 12GB of RAM, the tablet handles multitasking and applications efficiently. It comes with 128GB of internal storage, which can be expanded up to 1TB using a TF (microSD) card.

3.3 Connectivity

- **Wi-Fi:** Supports 802.11ac for fast and stable internet connection.
- **Bluetooth:** Equipped with Bluetooth 5.0 for connecting wireless accessories like headphones and keyboards.
- **Cellular:** The tablet supports 5G cellular technology. (Note: SIM card and cellular plan required for mobile data access).
- **USB:** Features 1 USB 2.0 port for data transfer and charging.
- **Audio:** Includes a 3.5mm audio jack for headphones.

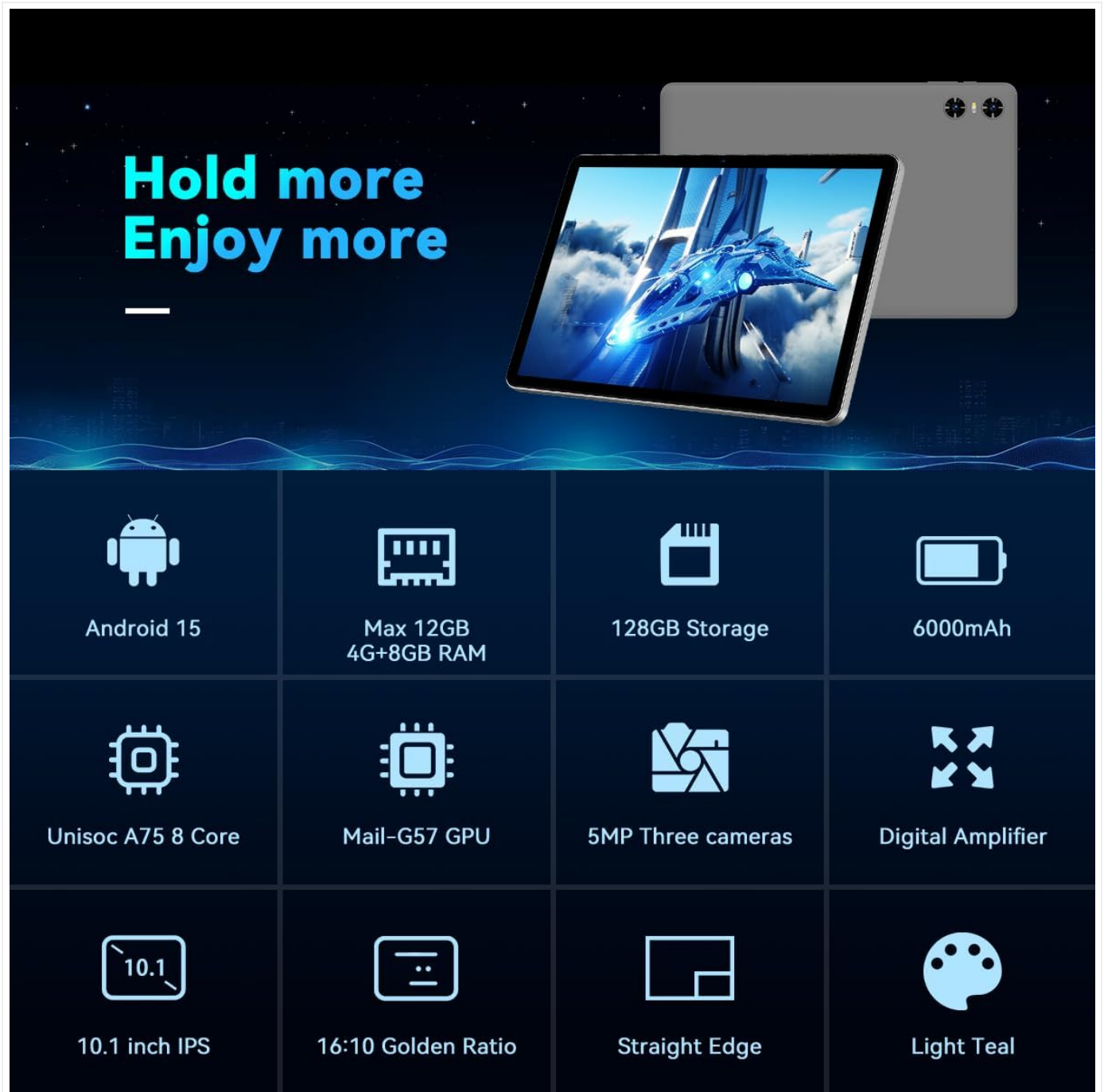


Image 3.2: The SVITOO P10 Tablet emphasizing its storage capabilities with 12GB RAM and 128GB internal storage, expandable up to 1TB via Micro SD. It also highlights connectivity features like Bluetooth 5.0 and dual-band WiFi (5+2.4 GHz).

3.4 Multimedia and Applications

The tablet is GMS certified, ensuring access to a wide range of Google services and applications from the Play Store. With Widevine L1 support, you can stream high-definition content from popular platforms like Netflix, Hulu, and Amazon Prime Video.

MAX Powerful Performance Always
FastNew Release Tablet is powered by
Unisoc A75 8 Core processor. It allows
multitask without delays



Image 3.3: The SVITOO P10 Tablet demonstrating its GMS certification, allowing access to a variety of applications and services. The image shows the tablet running a video streaming application, indicating its multimedia capabilities.

3.5 Additional Features

- **Cameras:** Equipped with two rear-facing cameras for photography and video recording.
- **GPS:** Integrated GPS functionality for navigation and location-based services.
- **OCR:** Supports Optical Character Recognition (OCR) for text recognition from images.



Image 3.4: The SVITOO P10 Tablet illustrating its diverse functionalities, including Face Unlock for security, use as a Portable Office device, capabilities for Video Chat, and integrated GPS Functions for navigation.

4. MAINTENANCE AND CARE

4.1 Battery Care

- Avoid extreme temperatures, which can degrade battery life.
- Do not let the battery completely drain frequently. Charge it before it reaches 0%.
- Use only the original or certified compatible chargers.

4.2 Cleaning Your Tablet

- Use a soft, lint-free cloth to clean the screen and body.
- For stubborn smudges, slightly dampen the cloth with water or a screen cleaner designed for electronics.
- Avoid using harsh chemicals, abrasive materials, or excessive moisture.

5. TROUBLESHOOTING

5.1 Common Issues and Solutions

- **Tablet not turning on:** Ensure the battery is charged. Connect the charger and wait a few minutes before attempting to power on again.
- **Apps crashing or freezing:** Close background applications. Clear the app's cache (Settings > Apps > [App Name] > Storage > Clear cache). If the issue persists, restart the tablet.
- **Wi-Fi connectivity issues:** Ensure Wi-Fi is enabled. Restart your router and the tablet. Forget the network and reconnect.
- **Slow performance:** Close unused apps. Clear unnecessary files and data. Consider a factory reset as a last resort (back up your data first).

6. SPECIFICATIONS

Feature	Detail
Brand	SVITOO
Model Name	P10
Operating System	Android 15
Processor	Unisoc T606 (ARM Cortex-A75*2 + ARM Cortex-A55*6), 1.6 GHz
RAM Memory	12 GB
Storage Capacity	128 GB (Expandable up to 512 GB via TF card)
Screen Size	10.02 Inches
Display Resolution	1280x800 IPS HD
Display Aspect Ratio	16:10
Display Refresh Rate	60 Hz
Battery Capacity	6000 mAh (22.8 Watt Hours Lithium Ion)
Wireless Technology	Bluetooth 5.0, 802.11ac Wi-Fi
Cellular Technology	5G
USB Ports	1 (USB 2.0)
Audio Jack	3.5 mm
Rear Cameras	2
Special Features	Widevine L1, GPS-Enabled, OCR, Facial Recognition
Dimensions (L x W x Th)	27.9L x 17W x 0.8Th Centimetres
Item Weight	1.03 Kilograms
Color	Gray

7. WARRANTY AND SUPPORT

For warranty information and customer support, please refer to the documentation included with your purchase or visit the official SVITOO website. Keep your proof of purchase for warranty claims.

