

ANCwear ANC-SH11

ANCwear Portable Bluetooth Speaker & Phone Stand User Manual

Model: ANC-SH11

INTRODUCTION

Thank you for choosing the ANCwear Portable Bluetooth Speaker with Phone Stand. This device combines a high-quality Bluetooth speaker with a versatile phone stand, offering both audio entertainment and hands-free convenience. This manual provides detailed instructions for setup, operation, maintenance, and troubleshooting to ensure optimal performance and longevity of your device.



The ANCwear Portable Bluetooth Speaker and Phone Stand, showcasing its dual functionality with a phone securely mounted.

Safety Information

- Do not expose the device to extreme temperatures, direct sunlight, or high humidity.
- Avoid dropping or subjecting the device to strong impacts.
- Do not disassemble, repair, or modify the device yourself. Refer to qualified service personnel.
- Keep the device away from water and other liquids.
- Use only the provided power cable for charging.
- Clean the device with a soft, dry cloth. Do not use abrasive cleaners or solvents.

Package Contents

Please check the package for the following items:

- ANCwear Portable Bluetooth Speaker with Phone Stand (Model: ANC-SH11)
- Power Cable
- Quick Start Guide
- TF card
- Hexagon Wrench
- Portable Lanyard

PRODUCT OVERVIEW

Familiarize yourself with the components of your ANCwear device.



Detailed view of the ANCwear device highlighting key features like the silicone anti-slip mat, adjustable screw hole, LED indicator, TF card slot, and zinc alloy construction.

Key Features:

- **Integrated Phone Stand:** Foldable design for desk organization and hands-free viewing.

- **Intuitive Controls:** Large rotary knob and user-friendly buttons for easy operation.
- **TF Card Slot:** For preloading music or white noise.
- **Adjustable Viewing Angles:** Dual-axis support structure for stable horizontal and vertical phone placement.
- **Long Battery Life:** Up to 6 hours of playback on a single charge.
- **Bluetooth 5.4:** Stable, low-power connection with enhanced anti-interference.
- **HIFI Sound:** Dual bass diaphragms and 45mm large speaker for rich, dynamic audio.

SETUP

1. Charging the Device

Before first use, fully charge the speaker. Connect the provided power cable to the charging port on the device and the other end to a compatible USB power adapter (not included) or a computer USB port. The LED indicator will show charging status and turn off or change color when fully charged.

2. Powering On/Off

- **Power On:** Press and hold the Power button for approximately 3 seconds until you hear an audible prompt and the LED indicator lights up.
- **Power Off:** Press and hold the Power button for approximately 3 seconds until you hear an audible prompt and the LED indicator turns off.

OPERATING INSTRUCTIONS

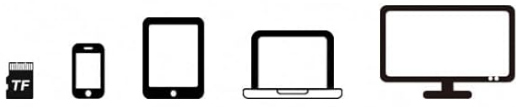
1. Bluetooth Pairing

To connect your device via Bluetooth:

1. Ensure the speaker is powered on and in Bluetooth pairing mode (the LED indicator will typically flash rapidly).
2. On your smartphone, tablet, or other Bluetooth-enabled device, go to the Bluetooth settings.
3. Search for available devices and select "ANC-SH11" from the list.
4. Once connected, you will hear a confirmation sound, and the LED indicator will stop flashing and remain solid.
5. The speaker will automatically reconnect to the last paired device when powered on, if it is within range.

Instant Connection, Easy Pairing

Bluetooth 5.4, Compatible with Multiple Devices



The ANCwear speaker demonstrating its instant connection and easy pairing capabilities with various devices.

2. TF Card Playback

The speaker supports audio playback directly from a TF (microSD) card.

1. Insert a TF card (up to 32GB, FAT32 format recommended) with your desired audio files into the TF card slot.
2. The speaker will automatically switch to TF card mode and begin playing audio.
3. Use the control buttons on the speaker to navigate tracks (next/previous) and adjust volume.

3. Using the Phone Stand

The integrated phone stand provides stable support for your smartphone or tablet.

- **Folding/Unfolding:** Gently unfold the stand mechanism until it locks into place. To fold, press the release button (if present) and carefully collapse the stand.
- **Placement:** Place your smartphone or tablet onto the stand. The anti-slip silicone pads will help secure your device.
- **Adjusting Angle:** The dual-axis support structure allows for adjustment of the viewing angle. Gently pivot the stand to achieve your preferred horizontal or vertical orientation.

4. Volume Control

Adjust the volume using the large rotary knob on the speaker. Turn clockwise to increase volume and counter-clockwise to decrease volume.

5. Audio Experience

The ANCwear speaker is designed to deliver HIFI sound with deep bass. For optimal audio experience, ensure the speaker is placed on a stable surface and not obstructed.



Powerful Bass Sensational Impact

Double Diaphragm for Richer Bass and Immersive Sound



The ANCwear speaker delivers powerful bass and sensational impact, enhancing your audio experience.

MAINTENANCE

- **Cleaning:** Wipe the device with a soft, dry, lint-free cloth. Do not use liquid cleaners or aerosol sprays.
- **Storage:** When not in use for extended periods, store the speaker in a cool, dry place, away from direct sunlight and extreme temperatures.

- **Battery Care:** To prolong battery life, avoid fully discharging the battery frequently. Charge the device regularly, even if not in use.

TROUBLESHOOTING

Problem	Possible Cause	Solution
Device does not power on.	Low battery; Power button not held long enough.	Charge the device fully. Press and hold the Power button for 3 seconds.
Cannot pair via Bluetooth.	Speaker not in pairing mode; Device too far; Bluetooth off on source device.	Ensure speaker is in pairing mode (flashing LED). Move devices closer. Enable Bluetooth on your source device. Forget and re-pair the device.
No sound or low volume.	Volume too low on speaker or source device; Device not connected.	Increase volume on both speaker and source device. Ensure Bluetooth is connected or TF card is properly inserted.
TF card not recognized.	Incorrect format; Card not inserted correctly.	Ensure TF card is FAT32 format. Reinsert the TF card firmly.

SPECIFICATIONS





Feature	Detail
Model Name	ANC-SH11
Brand	ANCwear
Connectivity Technology	Bluetooth 5.4
Product Dimensions	10.41 x 6.6 x 3.3 cm
Mounting Type	Tabletop
Material	Metal, Acrylonitrile Butadiene Styrene, Polycarbonate
Speaker Type	Surround Sound (with dual bass diaphragms)
Special Features	Portable, Foldable, Adjustable Phone Stand, TF Card Slot
Recommended Uses	Office Meetings, Music Players, Smartphones or Tablets
Compatible Devices	Smartphone
Colour	Alizarin
Battery Life	Up to 6 hours (playback)

WARRANTY AND SUPPORT

For warranty information and technical support, please refer to the warranty card included in your package or visit the official ANCwear website. If you encounter any issues not covered in this manual, please contact ANCwear customer service for assistance.

Contact Information: Please refer to the contact details provided in your product packaging or on the official ANCwear

Related Documents - ANC-SH11

<div><div>ANCwear</div><div>ANC-107 Smart Watch USER MANUAL</div><div></div><div>Version 1.0</div><div>Please read the instruction carefully before use</div></div>	<p>ANC-107 Smart Watch User Manual</p> <p>User manual for the ANCwear ANC-107 Smart Watch, covering setup, usage, features, app integration, and maintenance. Learn how to connect, track health metrics, and customize your device.</p>
<div><div>ANCwear</div><div>SMART WATCH USER MANUAL</div><div></div><div>ANC-207</div></div>	<p>ANCwear ANC-207 Smart Watch User Manual</p> <p>Comprehensive user manual for the ANCwear ANC-207 Smart Watch, covering setup, features, app integration, maintenance, and FAQs. Learn how to use your smartwatch for fitness tracking, notifications, and more.</p>
<div><div>ANCwear</div><div>V7 Sport Headphones User Manual</div><div></div><div>Version 2.0</div></div>	<p>ANCwear V7 Sport Headphones User Manual</p> <p>User manual for the ANCwear V7 Sport Headphones, covering getting started, parts and controls, making connections, listening to music, phone calls, voice assistant, important information, precautions, and FAQs.</p>
<div><div>ANCwear</div><div>F97 Smart Watch User Manual</div><div></div><div>Version 1.0</div><div>Please read the instruction carefully before use</div></div>	<p>ANCwear F97 Smart Watch: User Manual, Features, and Setup Guide</p> <p>ANCwear F97 Smart Watch User Manual: A complete guide to setting up, using, and troubleshooting your F97 smartwatch, including features like health monitoring, notifications, and app integration.</p>



[ANCwear Phone Stand Speaker ANC-SH11 Product Overview](#)

Detailed overview of the ANCwear Phone Stand Speaker, model ANC-SH11, highlighting its features and specifications. This document provides visual and textual information about the product.