

manuals.plus /

- › [Genérico](#) /
- › [Genérico P47 Wireless Bluetooth Headphone User Manual](#)

## Genérico P47

# Genérico P47 Wireless Bluetooth Headphone User Manual

Model: P47

## 1. INTRODUCTION

Thank you for choosing the Genérico P47 Wireless Bluetooth Headphone. This manual provides essential information for the proper setup, operation, and maintenance of your device. Please read it carefully before use to ensure optimal performance and longevity.



Image 1.1: Genérico P47 Wireless Bluetooth Headphone. This image displays the headphone in black, highlighting its foldable design and the integrated control buttons on the earcup.

## 2. PRODUCT OVERVIEW

The Genérico P47 headphone offers a versatile audio experience with wireless connectivity and multiple playback options. Key features include:

- **Wireless Bluetooth 5.0:** Provides stable and efficient connection up to 10 meters.
- **Integrated Microphone:** For hands-free calling.
- **MicroSD Card Support:** Play music directly from a MicroSD card (up to 32GB).
- **Foldable Design:** Enhances portability and storage.
- **Comfortable Earcups:** Acolchoadas (padded) silicone earcups for extended wear.
- **Adjustable Headband:** Ensures a secure and comfortable fit.
- **Multi-function Controls:** Manage calls, music playback, and volume directly from the headphone.
- **Battery Life:** Up to 6 hours of continuous playback.



Image 2.1: Key features and materials of the P47 headphone. This image highlights the construction materials, adjustability, MicroSD card slot, durability, and quick charging capability.

### 3. SETUP

#### 3.1 Charging the Headphone

Before first use, fully charge the headphone. Connect the included USB charging cable to the headphone's charging port and to a standard USB power source (e.g., computer USB port, wall adapter). The LED indicator will typically show red during charging and turn off or blue when fully charged. A full charge provides approximately 6 hours of playback.

#### 3.2 Bluetooth Pairing

1. Ensure the headphone is turned off.
2. Press and hold the Power button (usually the multi-function button) until the LED indicator flashes blue and red alternately. This indicates pairing mode.
3. On your device (smartphone, tablet, computer), enable Bluetooth and search for available devices.
4. Select "P47" or a similar name from the list of found devices.
5. Once connected, the LED indicator will typically flash blue slowly or remain solid blue.

If prompted for a password, enter "0000".

### 3.3 MicroSD Card Insertion

Locate the MicroSD card slot on the headphone. Gently insert a MicroSD card (up to 32GB) with the contacts facing down until it clicks into place. The headphone will automatically switch to MicroSD playback mode if a card is detected upon power-on or mode switch.

## 4. OPERATING INSTRUCTIONS

---

### 4.1 Power On/Off

- **Power On:** Press and hold the Power button for approximately 3 seconds until the LED indicator lights up.
- **Power Off:** Press and hold the Power button for approximately 3-5 seconds until the LED indicator turns off.

### 4.2 Music Playback (Bluetooth/MicroSD)

- **Play/Pause:** Press the Play/Pause button (often the multi-function button).
- **Next Track:** Press the "Next" button (usually labeled with a forward arrow or '+').
- **Previous Track:** Press the "Previous" button (usually labeled with a backward arrow or '-').
- **Volume Up:** Press and hold the "Next" button or a dedicated volume up button.
- **Volume Down:** Press and hold the "Previous" button or a dedicated volume down button.

### 4.3 Call Management

- **Answer Call:** Press the Play/Pause button once when an incoming call rings.
- **End Call:** Press the Play/Pause button once during a call.
- **Reject Call:** Press and hold the Play/Pause button for approximately 2 seconds when an incoming call rings.
- **Redial Last Number:** Double-press the Play/Pause button.

### 4.4 Mode Switching

The headphone may support different modes (Bluetooth, MicroSD, FM Radio, AUX). Press the 'M' (Mode) button to cycle through available modes.



Alcance do  
bluetooth

**10**  
metros

Possui  
**ALTO-FALANTE**

Som de alta  
**QUALIDADE**

Duração da **BATERIA:**  
**5 a 6**  
horas

Image 4.1: Operational details of the P47 headphone. This image illustrates the Bluetooth range, sound quality, and expected battery life during use.

## 5. MAINTENANCE

To ensure the longevity and optimal performance of your Genérico P47 headphone, follow these maintenance guidelines:

- **Cleaning:** Use a soft, dry cloth to wipe the headphone. For earcups, a slightly damp cloth can be used, but ensure no moisture enters the speaker grilles. Avoid harsh chemicals or abrasive cleaners.
- **Storage:** When not in use, store the headphone in a cool, dry place. Utilize its foldable design to save space and protect it from damage.
- **Battery Care:** Avoid fully discharging the battery frequently. Charge the headphone regularly, even if not used for extended periods, to maintain battery health.
- **Avoid Extreme Conditions:** Do not expose the headphone to extreme temperatures, direct sunlight, or high humidity.

## 6. TROUBLESHOOTING

If you encounter issues with your headphone, refer to the following common solutions:

- **Headphone does not power on:** Ensure the battery is charged. Connect to a power source and try again.
- **Cannot pair with device:**
  - Ensure the headphone is in pairing mode (LED flashing blue and red).
  - Turn off and on Bluetooth on your device.
  - Move the headphone closer to your device (within 10 meters).
  - Clear previous Bluetooth connections on your device and try pairing again.
- **No sound or low volume:**
  - Check the volume levels on both the headphone and your connected device.
  - Ensure the headphone is properly connected via Bluetooth or that the MicroSD card is inserted correctly.
  - If using MicroSD, ensure the audio files are in a compatible format.
- **Microphone not working:**
  - Ensure the headphone is connected to your device and selected as the audio input source.
  - Check privacy settings on your device that might restrict microphone access.

## 7. SPECIFICATIONS

Feature	Specification
Model Name	P47 Wireless Bluetooth Headphone
Connectivity Technology	Wireless (Bluetooth 5.0)
Wireless Communication Technology	Bluetooth
Bluetooth Range	Up to 10 meters
Noise Control	Active Noise Cancellation
Headphone Jack	3.5 mm Jack
Material	Plastic
Earcup Material	Silicone
Frequency Range	50Hz - 20KHz
Impedance	140 Ohm
Special Features	Foldable, Bluetooth 5.0, MicroSD Card Slot
Power Source	Electric Power (Rechargeable Battery)
Average Battery Life	6 Hours
Product Weight	150 g
Color	Black
Ear Placement	Circumaural (Over-ear)



## 8. WARRANTY AND SUPPORT

### 8.1 Manufacturer's Warranty





This product comes with a manufacturer's warranty of **1 month** from the date of purchase. This warranty covers manufacturing defects under normal use. It does not cover damage caused by misuse, accidents, unauthorized modifications, or normal wear and tear.

### 8.2 Customer Support

For any questions, technical assistance, or warranty claims, please contact the seller or retailer from whom you purchased the product. Please retain your proof of purchase for warranty validation.

© 2025 Genérico. All rights reserved.

### Related Documents - P47

	<p><a href="#">P47 Bluetooth Headset User Manual and Specifications</a></p> <p>Comprehensive user manual and technical specifications for the P47 Bluetooth headset, covering operation, LED indicators, audio input, and functional parameters.</p>
	<p><a href="#">P47 Wireless Headphones User Manual and FCC Information</a></p> <p>This document provides operating instructions, technical specifications, and FCC compliance information for the P47 Wireless Headphones. Learn how to use key functions, understand LED indicators, connect via audio jack, and review important FCC warnings.</p>
	<p><a href="#">Bluetooth Headset User Manual: K4 &amp; P47 Operation and FCC Compliance</a></p> <p>Comprehensive user manual for K4 and P47 Bluetooth headsets from Shenzhen Baker Chengrui Technology and Shenzhen Xijunteng Technology. Includes operating instructions, LED indicators, functional parameters, and FCC compliance details.</p>
	<p><a href="#">P47 Bluetooth Headphones: Instructions and Specifications</a></p> <p>User manual detailing the operation, LED indicators, connectivity, and technical specifications for the P47 Bluetooth headphones.</p>

