



Manuals.plus /

› yeagulch /

› yeagulch 12V 300Ah LiFePO4 Lithium Battery User Manual

yeagulch YS95356

yeagulch 12V 300Ah LiFePO4 Lithium Battery User Manual

Model: YS95356

1. PRODUCT OVERVIEW

The yeagulch 12V 300Ah LiFePO4 Lithium Battery is a high-performance, deep-cycle energy storage solution designed for various applications. It features a built-in 200A Battery Management System (BMS) for enhanced safety and longevity. This battery offers a significantly longer cycle life and lighter weight compared to traditional lead-acid batteries.



Front view of the yeagulch 12V 300Ah LiFePO4 Lithium Battery, highlighting its voltage and capacity.

Key Features:

- **Deep Cycle Performance:** Over 6000 cycles at 80% Depth of Discharge (DoD).
- **Integrated BMS:** Provides protection against overcharging, over-discharging, low temperature charging, over-current, and short circuits. Includes automatic balancing.
- **Lightweight Design:** Approximately 1/3 the weight of comparable lead-acid batteries.
- **High Energy Density:** Stores more energy per unit of weight and volume.
- **IP65 Waterproofing:** Suitable for use in various weather conditions.

2. SETUP AND INSTALLATION

2.1 Unpacking and Inspection

Upon receiving your battery, carefully unpack it and inspect for any visible damage. Ensure all components are present. If any damage or missing parts are found, contact customer service immediately.

2.2 Terminal Connections

The battery is equipped with M8 terminals. Ensure all connections are secure and properly tightened to prevent arcing or poor performance. Use appropriate tools and wear protective gear during installation.

Smaller size and weight

PRODUCT SIZE:

L13.78*W7.6*H9.84in (No handle)

L15.16*W7.6*H9.84in (With handle)



This image illustrates the physical dimensions of the battery, both with and without the handle, and details the M8 terminal specifications (16mm length, 8mm diameter).

2.3 Series and Parallel Connections


For series or parallel connections, it is crucial that all batteries are identical (same brand, type, voltage, capacity, and BMS) and purchased within a 1-month timeframe to ensure optimal performance and safety. Incorrect connections can lead to battery damage or safety hazards. Consult a qualified professional if unsure.




To connect in series-parallel, batteries must be identical (same brand, type, voltage, capacity, and BMS) and purchased within 1 month.



Don't throw the battery into the fire



Do not use it as a starting battery



Do not use it for golf carts

This image displays critical safety warnings, advising against throwing the battery into fire, using it as a starting battery, or for golf carts. It also shows guidelines for series-parallel connections.

3. OPERATING INSTRUCTIONS

3.1 Intended Use

This yeagulch LiFePO₄ battery is designed solely for energy storage applications. It is suitable for use in RVs, solar energy systems, marine applications, camping, industrial batteries, residential energy storage, and power walls.

WIDE RANGE OF USES

Rvs



Solar Panels



Home Storage

Monitoring System



Trolling Motors

Examples of common applications for the battery, including RVs, solar panels, home storage, monitoring systems, and trolling motors.

3.2 BMS Protection Features

The integrated Battery Management System (BMS) actively monitors and protects the battery from various conditions:

- **Overcharge Protection:** Prevents damage from excessive charging voltage.
- **Over-discharge Protection:** Safeguards against deep discharge, extending battery life.
- **Low Temperature Charging Protection:** Charging is automatically cut off below 0°C/32°F and recovers above 5°C/41°F to prevent cell damage.
- **Over-current Protection:** Limits current flow to prevent overheating and damage.
- **Short Circuit Protection:** Automatically disconnects in case of a short circuit.
- **Automatic Balancing:** Activates when voltage exceeds 14.1V to ensure cells are balanced.

GRADE-A CELLS & **BMS** BOARD



Low/high
temp



Overcharge



Over-
discharge



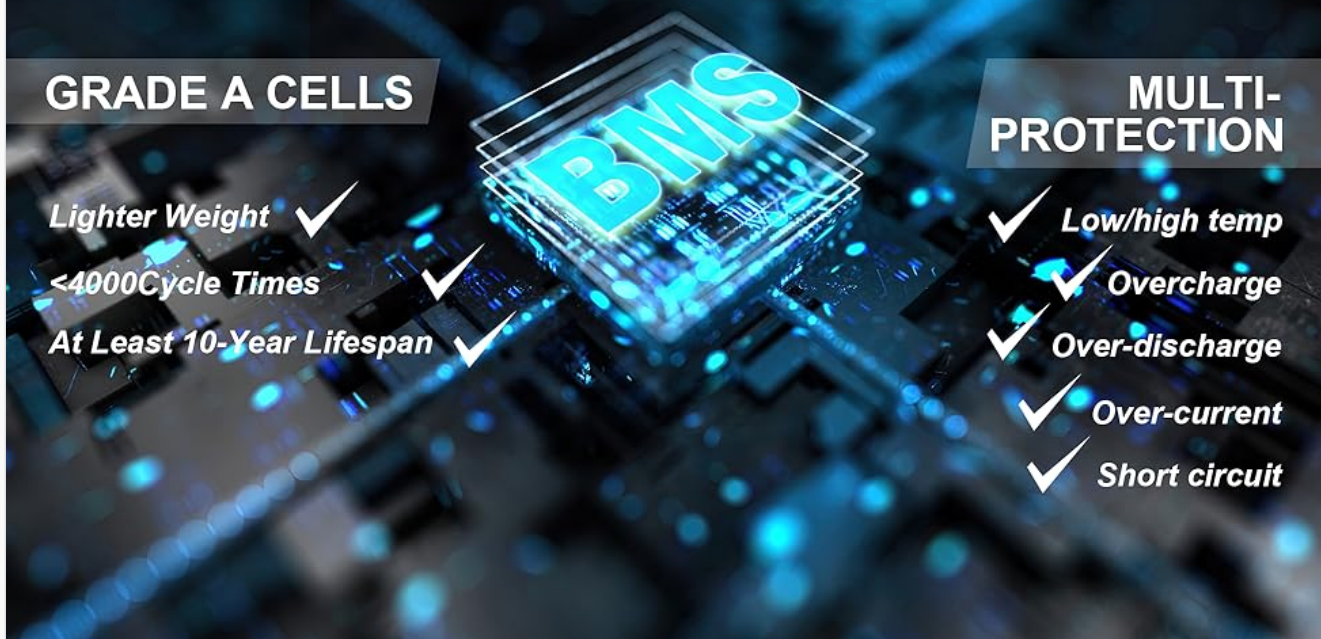
Over-
current



Short
circuit

A visual representation of the Battery Management System (BMS) and its integrated protections against low/high temperature, overcharge, over-discharge, over-current, and short circuit.

Grade A cells & Multi-Protection



A chart detailing the battery's intelligent cut-off and recovery mechanisms for charging and discharging in various low-temperature conditions.

3.3 Important Usage Restrictions

- Do not use this battery for starting gasoline engines.
- Do not use this battery for golf carts.
- Do not use this battery for jacks or other high-surge starting devices.
- Do not throw the battery into fire.

4. MAINTENANCE

Proper maintenance ensures the longevity and optimal performance of your yeagulch LiFePO₄ battery.

- **Regular Charging/Discharging:** To prevent damage from disuse, charge and discharge the battery at least once every six months.
- **Terminal Inspection:** Periodically check battery terminals for corrosion or loose connections. Clean terminals as needed and ensure they are securely fastened.
- **Storage:** Store the battery in a cool, dry place away from direct sunlight and extreme temperatures. Ensure the battery is partially charged (around 50%) before long-term storage.
- **Cleaning:** Use a dry cloth to clean the battery casing. Avoid using harsh chemicals or abrasive materials.

5. TROUBLESHOOTING

If you encounter issues with your yeagulch LiFePO₄ battery, refer to the following common troubleshooting steps:

- **Battery Not Charging:**
 - Check all connections to ensure they are secure.
 - Verify that the charger is compatible with LiFePO₄ batteries and is functioning correctly.

- Ensure the ambient temperature is within the permissible charging range (above 0°C/32°F).

- **Low Voltage Output:**

- Check the battery's State of Charge (SoC). The BMS may have activated over-discharge protection if the voltage is too low.
- Inspect for any loose or corroded connections that might be causing voltage drop.

- **Battery Not Providing Power:**

- The BMS may have activated protection due to over-current or short circuit. Disconnect the load and reconnect after a few minutes.
- Ensure the load does not exceed the battery's maximum continuous discharge current.

If troubleshooting steps do not resolve the issue, please contact yeagulch customer service for further assistance.

6. SPECIFICATIONS

Detailed technical specifications for the yeagulch 12V 300Ah LiFePO4 Lithium Battery:

Feature	Specification
Model Number	YS95356
Nominal Voltage	12V
Nominal Capacity	300Ah
Energy	3840Wh
Battery Type	LiFePO4 (Lithium Iron Phosphate)
Built-in BMS	200A
Cycle Life	6000+ cycles (at 80% DoD)
Weight	60.8 pounds
Dimensions (L x W x H, No Handle)	13.78 in x 7.6 in x 9.84 in
Dimensions (L x W x H, With Handle)	15.16 in x 7.6 in x 9.84 in
Terminal Type	M8
Waterproofing	IP65
Charging Temperature	0°C to 45°C (32°F to 113°F) - Charging off below 0°C, recovery above 5°C
Discharging Temperature	-20°C to 60°C (-4°F to 140°F) - Discharging off below -20°C

Ensures battery safety in low-temperature environments

Intelligently cut off charging, discharging and recovery



A visual summary of the battery's key features including energy capacity, low temperature protection, deep cycle capability, lifespan, BMS, and Grade A+ cells.

7. WARRANTY AND SUPPORT

For warranty information and customer support, please refer to the documentation included with your purchase or contact yeagulch customer service directly. If you have any questions regarding the 12V 300Ah LiFePO4 lithium battery, please reach out to our support team.

Contact information can typically be found on the product packaging or the official yeagulch website.