

## Manuals+

[Q & A](#) | [Deep Search](#) | [Upload](#)

[manuals.plus](#) /

- › [Alpinestars](#) /
- › [Alpinestars Meta Road V2 Shoes User Manual](#)

**Alpinestars 34053412**

# Alpinestars Meta Road V2 Shoes User Manual

Model: 34053412

## 1. INTRODUCTION

This manual provides essential information for the proper use, care, and maintenance of your Alpinestars Meta Road V2 Shoes. Please read this manual thoroughly before using the product to ensure optimal performance and longevity. Retain this manual for future reference.

## 2. PRODUCT OVERVIEW

The Alpinestars Meta Road V2 Shoes are designed for comfort and durability, featuring a mesh outer material and a rubber sole. They are equipped with a lace-up closure for a secure fit.



**Figure 2.1:** Front-side view of the Alpinestars Meta Road V2 Shoes. This image displays the overall design, including the black mesh upper, white midsole, and black rubber outsole.



**Figure 2.2:** Detailed view of the shoe's rubber sole. The image highlights the multi-directional tread pattern designed for grip and stability.

### 3. SETUP AND FIRST USE

Follow these steps to prepare your shoes for first use:

1. **Unpack:** Carefully remove the shoes from their packaging.
2. **Inspect:** Check for any visible damage or manufacturing defects. If any issues are found, contact customer support.
3. **Lace Adjustment:** Loosen the laces, insert your foot, and then tighten the laces to achieve a comfortable and secure fit. Ensure the tongue is centered.
4. **Initial Wear:** Wear the shoes for a short period to allow them to conform to your foot shape.



**Figure 3.1:** Side view of the left shoe, illustrating the lacing system and the mesh construction of the upper.

## 4. OPERATING INSTRUCTIONS

The Alpinestars Meta Road V2 Shoes are designed for general casual wear and light activity. They provide comfort and support for daily use.

- **Fit:** Always ensure the shoes are properly laced and snug, but not overly tight, to prevent discomfort or injury.
- **Terrain:** While the rubber sole offers good traction, avoid using the shoes in extreme conditions or on surfaces for which they are not intended (e.g., heavy-duty industrial environments).
- **Activity:** These shoes are suitable for walking, light urban activities, and casual wear.



**Figure 4.1:** Side view of the right shoe, showcasing the Alpinestars branding on the side and the profile of the sole.

## 5. MAINTENANCE AND CARE

Proper care will extend the life of your Alpinestars Meta Road V2 Shoes:

- **Cleaning:** For general cleaning, wipe the mesh upper with a damp cloth and mild soap. Do not machine wash or tumble dry.
- **Drying:** Allow shoes to air dry naturally at room temperature. Avoid direct heat sources like radiators or direct sunlight, which can damage materials.
- **Storage:** Store shoes in a cool, dry place away from direct sunlight when not in use.
- **Laces:** Replace laces if they become worn or damaged.



**Figure 5.1:** Top-down view of the shoe, providing a clear perspective of the lace-up closure and the breathable mesh tongue.

## 6. TROUBLESHOOTING

Refer to the table below for common issues and their solutions:

Issue	Possible Cause	Solution
-------	----------------	----------



Issue	Possible Cause	Solution
Discomfort during wear	Improper lacing, incorrect size, new shoe break-in period	Adjust laces for a snug fit. Ensure correct size. Allow time for shoes to break in.
Reduced traction	Dirty sole, worn tread	Clean the sole. If tread is significantly worn, consider replacement.
Odor	Moisture accumulation, lack of ventilation	Ensure shoes air dry completely after use. Use shoe deodorizers if necessary.



**Figure 6.1:** Front view of the shoe, emphasizing the toe box design and the lower part of the lacing system.

## 7. SPECIFICATIONS

Feature	Detail
Model Number	34053412
Brand	Alpinestars
Outer Material	Mesh
Sole Material	Rubber
Closure Type	Lace-Up
Department	Mens
Package Dimensions	7.87 x 7.87 x 7.87 inches
Item Weight	7.05 ounces
First Available Date	August 29, 2024



**Figure 7.1:** Rear view of the shoe, displaying the heel support structure and the Alpinestars logo.

## 8. WARRANTY INFORMATION

Alpinestars products are manufactured to high-quality standards. For specific warranty details, including coverage and duration, please refer to the warranty card included with your purchase or visit the official Alpinestars website. Keep your proof of purchase for any warranty claims.









## 9. CUSTOMER SUPPORT

If you have any questions, require assistance, or need to report an issue with your Alpinestars Meta Road V2 Shoes, please contact Alpinestars customer support. Contact information can typically be found on the official Alpinestars website or on your product packaging.

© 2024 Alpinestars. All rights reserved.

### Related Documents - 34053412

	<p><a href="#">Alpinestars FIA Homologated Karting Shoes User Information Guide</a></p> <p>Essential user information for Alpinestars FIA homologated karting shoes, covering selection, fitting, care, maintenance, lifespan, disposal, allergy advice, and safety warnings. Includes details on FIA and CE-UKCA compliance.</p>
	<p><a href="#">Alpinestars SP-8 v3 Motorcycle Gloves Size Chart</a></p> <p>Detailed size chart for Alpinestars SP-8 v3 motorcycle gloves. Find your perfect fit by measuring hand circumference and comparing with men's and women's size guides.</p>
	<p><a href="#">Alpinestars Andes Air Drystar Motorbroek Maattabel</a></p> <p>Gedetailleerde maattabel voor de Alpinestars Andes Air Drystar motorbroek, met metingen voor taille, heup, binnenbeen en bovenbeen in centimeters om de juiste pasvorm te vinden.</p>
	<p><a href="#">Alpinestars Tech-Air® Inflator Replacement Kit User Guide</a></p> <p>This user guide provides essential instructions for safely replacing the Tech-Air® gas inflator in Alpinestars Tech-Air® Off-Road and Tech-Air® 7x airbag systems. It details the procedure, safety precautions, and important warnings for proper maintenance.</p>

	<p><a href="#">Alpinestars Bionic Action Kickstart Guards User Manual</a></p> <p>Comprehensive user manual for Alpinestars Bionic Action Kickstart Chest, Elbow, and Knee Guards. Learn about product features, sizing, usage instructions, care, maintenance, and safety information for off-road motorcycling.</p>
	<p><a href="#">Alpinestars Tech-Vision Suit Wash and Care Instructions</a></p> <p>Detailed guide on how to properly wash and care for your Alpinestars Tech-Vision Suit to ensure its longevity and performance.</p>