

Flashpoint Zoom Li-on X PRO R2 TTL

Flashpoint Zoom Li-on X PRO R2 TTL On-Camera Round Flash Speedlight for Sony and Glow PS-B24K ParaSnap Octagonal Softbox

INSTRUCTION MANUAL

1. INTRODUCTION

This manual provides comprehensive instructions for the safe and effective use of your Flashpoint Zoom Li-on X PRO R2 TTL On-Camera Round Flash Speedlight for Sony and the Glow PS-B24K ParaSnap Octagonal Softbox. Please read this manual thoroughly before operating the equipment and retain it for future reference. Proper understanding of these instructions will ensure optimal performance and longevity of your product.

2. SAFETY INFORMATION

- Do not disassemble or modify the product. Unauthorized repairs can cause damage and void the warranty.
- Keep the product dry. Do not handle with wet hands or immerse in water.
- Avoid direct eye exposure to the flash light.
- Keep out of reach of children.
- Use only the specified battery and charger.
- Ensure proper ventilation during operation to prevent overheating.

3. PACKAGE CONTENTS

Verify that all items are present in your package:

- Flashpoint Zoom Li-on X PRO R2 TTL On-Camera Round Flash Speedlight
- Lithium-Ion Battery
- Battery Charger
- USB Charging Cable

- Mini Stand
- Protective Case
- Glow PS-B24K ParaSnap Octagonal Softbox (24")
- Flashpoint C-adapter for Round Head Flashes
- Softbox Carrying Bag

4. PRODUCT OVERVIEW

The Flashpoint Zoom Li-on X PRO R2 TTL Flash is a versatile on-camera speedlight designed for Sony cameras, offering a round flash head for natural light distribution. It integrates with the R2 wireless system for advanced control. The Glow PS-B24K ParaSnap Octagonal Softbox is a portable light modifier that attaches to the flash via the C-adapter, providing soft, even illumination.



Image 1: The Flashpoint Zoom Li-on X PRO R2 TTL Flash shown alongside the Glow PS-B24K ParaSnap Octagonal Softbox, illustrating the complete kit.

4.1 Flash Unit (Zoom Li-on X PRO R2 TTL)

This unit features a round flash head, an LCD display for settings, control buttons, a hot shoe mount, and a battery compartment.



Image 2: A close-up view of the Flashpoint Zoom Li-on X PRO R2 TTL Flash unit, highlighting its round head and control panel.

4.2 Glow PS-B24K ParaSnap Octagonal Softbox

The softbox is designed for quick setup and breakdown, featuring an octagonal shape for pleasing catchlights and soft light. It includes a mounting bracket for the C-adapter.



Image 3: The Glow PS-B24K ParaSnap Octagonal Softbox in its open configuration, ready for use.

4.3 Flashpoint C-adapter

This adapter facilitates the connection of the round head flash to the softbox, ensuring a secure and stable mount.



Image 4: A view of the Flashpoint C-adapter, which connects the round flash head to light modifiers.

5. SETUP

5.1 Battery Installation and Charging

1. Open the battery compartment on the flash unit.
2. Insert the Lithium-Ion battery, ensuring correct polarity.
3. Close the battery compartment securely.
4. To charge, connect the battery to the charger, then plug the charger into a power source. The indicator light will show charging status.

5.2 Attaching the Flash to Your Camera

1. Slide the flash's hot shoe mount into your camera's hot shoe.
2. Tighten the locking ring or lever on the flash to secure it to the camera.

5.3 Assembling and Attaching the Softbox

1. Unfold the Glow PS-B24K ParaSnap Octagonal Softbox. The internal rods will snap into place.
2. Attach the Flashpoint C-adapter to the mounting bracket on the softbox.
3. Insert the round head of the Flashpoint Zoom Li-on X PRO R2 TTL Flash into the C-adapter, ensuring it is securely seated.
4. Optionally, attach the inner and outer diffusers to the softbox for softer light.



Image 5: The Flashpoint Zoom Li-on X PRO R2 TTL Flash integrated with the Glow PS-B24K ParaSnap Octagonal Softbox, demonstrating the assembled unit.



Image 6: An overview of the Glow PS-B24K ParaSnap Octagonal Softbox components, including the softbox, C-adapter, and carrying bag.



Image 7: A side profile of the Flashpoint C-adapter, showing its design for connecting the flash to the softbox.

6. OPERATING INSTRUCTIONS

6.1 Powering On/Off

Press and hold the power button on the flash unit for approximately 2 seconds to turn it on or off.

6.2 Flash Modes

- **TTL Mode:** The flash automatically adjusts its output based on the camera's metering system for balanced exposure.
- **Manual (M) Mode:** Allows you to manually set the flash power from 1/1 (full power) down to 1/256 in precise steps.
- **Multi (Stroboscopic) Mode:** Fires a series of rapid flashes during a single exposure to capture multiple

images of a moving subject.

Use the mode button to cycle through available flash modes and the dial/buttons to adjust settings within each mode.

6.3 R2 Wireless System Operation

The Flashpoint Zoom Li-on X PRO R2 TTL Flash can operate as a master or slave unit within the Flashpoint R2 wireless system. Refer to the flash unit's display and controls to set the wireless mode, channel, and group. This allows for remote control of multiple R2-compatible flashes.

6.4 Using the Softbox

The Glow PS-B24K ParaSnap Octagonal Softbox diffuses the flash light, creating a softer, more even illumination with reduced harsh shadows. Position the softbox and flash unit to achieve the desired lighting effect on your subject.

7. MAINTENANCE

- Clean the flash head and body with a soft, dry cloth. Do not use solvents or abrasive cleaners.
- Ensure the battery contacts are clean.
- When not in use for extended periods, remove the battery and store the flash and softbox in their protective cases in a cool, dry place.

8. TROUBLESHOOTING

| Problem | Possible Cause | Solution |
|---------------------------------------|---|---|
| Flash does not fire. | Low battery; incorrect camera/flash settings; flash not securely mounted. | Charge battery; check flash and camera settings (e.g., flash enabled, correct mode); re-mount flash securely. |
| Flash output is inconsistent. | Battery low; environmental factors; incorrect TTL compensation. | Ensure battery is fully charged; adjust flash exposure compensation; check for obstructions. |
| Softbox does not open/close smoothly. | Mechanism obstruction; bent rods. | Check for any fabric or debris obstructing the mechanism; gently straighten any bent rods if possible. |

9. SPECIFICATIONS

| Feature | Detail |
|--------------------|--------------------------|
| Product Dimensions | 24.5 x 8.2 x 2.78 inches |
| Item Weight | 4.52 pounds |
| ASIN | B0DT4TGDN7 |

| Feature | Detail |
|----------------------|----------------------------------|
| Date First Available | January 15, 2025 |
| Manufacturer | Flashpoint |
| Brand | Flashpoint |
| UPC | 192223270701 |
| Power Output | 1/1 to 1/256 in 81 steps |
| Recycle Time | Approx. 1.5 seconds (full power) |
| Flash Duration | 1/300 to 1/20000 seconds |
| Battery | 7.2V/2980mAh Lithium-Ion |
| Wireless System | Flashpoint R2 (2.4GHz) |

10. WARRANTY AND SUPPORT

Flashpoint products are designed for reliability and performance. For warranty information, technical support, or service inquiries, please refer to the official Flashpoint website or contact your authorized dealer. Keep your purchase receipt as proof of purchase.





Visit the [Flashpoint Store](#) for additional products and support resources.

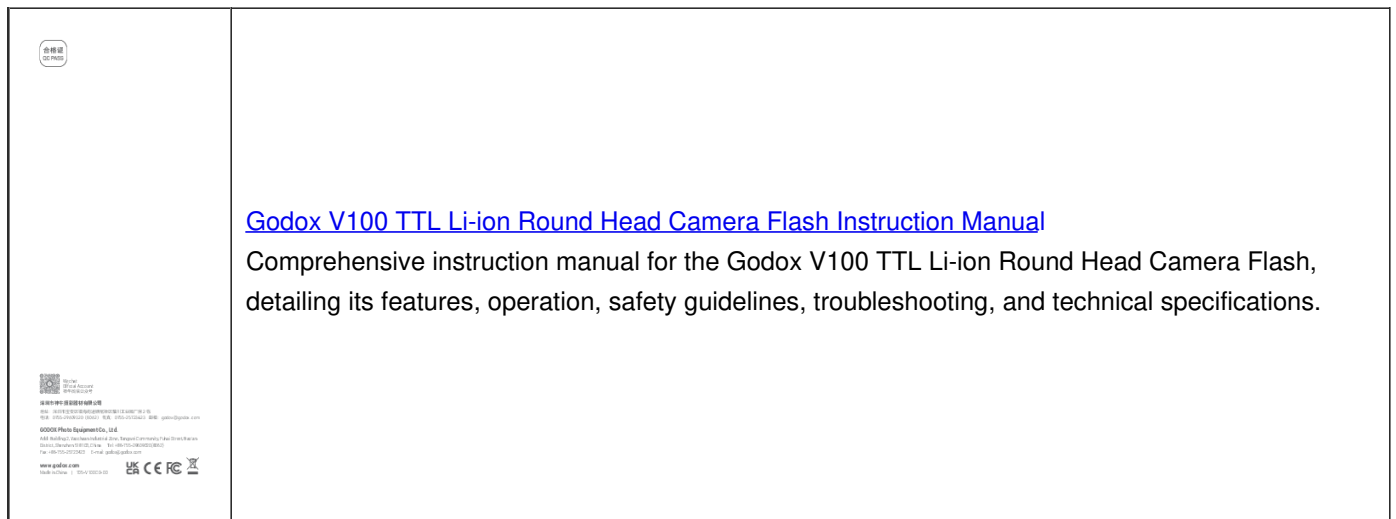
Related Documents - Zoom Li-on X PRO R2 TTL



[Flashpoint Zoom Li-on X R2 TTL Speedlight for Sony User Manual](#)

User manual for the Flashpoint Zoom Li-on X R2 TTL Speedlight (FPLFSMZLXSO) for Sony cameras, covering features, operation, wireless modes, custom functions, and technical specifications.


| | |
|---|---|
|  <p>Flashpoint Zoom Li-on X R2 TTL Speedlight for Nikon</p> <p>Round Head Zoom with R2 Transceiver</p> <p>FPFSMZLINK</p> | <p>Flashpoint Zoom Li-on X R2 TTL Speedlight for Nikon User Manual</p> <p>This user manual provides detailed information on the Flashpoint Zoom Li-on X R2 TTL Speedlight for Nikon, including its features, operation, technical specifications, and troubleshooting.</p> |
|  <p>FLASHPOINT</p> <p>FPFSMZLXPS</p> <p>ZOOM LI-ON X PRO S TTL SPEEDLIGHT FOR SONY</p> <p>ROUND HEAD ZOOM WITH R2 TRANSCIVER</p> | <p>Flashpoint Zoom Li-on X Pro S Speedlight for Sony - User Manual</p> <p>Comprehensive user manual for the Flashpoint Zoom Li-on X Pro S TTL Speedlight for Sony cameras, covering safety instructions, features, operation, modes, wireless functions, troubleshooting, technical data, and warranty.</p> |
|  <p>godox</p> <p>V1S</p> <p>INSTRUCTION MANUAL</p> <p>MODEL: V1S</p> <p>RECEIVER: V1S</p> <p>TRANSMITTER: V1S</p> <p>CE mark</p> | <p>Godox V1S TTL Li-ion Round Head Camera Flash - User Manual and Operation Guide</p> <p>This document provides a comprehensive guide to the Godox V1S TTL Li-ion Round Head Camera Flash, detailing its features, setup, wireless operation as both transmitter and receiver, multi-group flash synchronization, troubleshooting, and regulatory compliance information.</p> |
|  <p>godox</p> <p>TT685IIS</p> <p>INSTRUCTION MANUAL</p> <p>MODEL: TT685IIS</p> <p>RECEIVER: TT685IIS</p> <p>TRANSMITTER: TT685IIS</p> <p>CE mark</p> | <p>Godox TT685IIS Thinklite TTL Camera Flash Instruction Manual</p> <p>Comprehensive instruction manual for the Godox TT685IIS Thinklite TTL Camera Flash, detailing features, operation, wireless capabilities, and troubleshooting for Sony cameras.</p> |



Adorama Camera, Inc Agent Authorization Company: Adorama Camera, Inc Address:
42 West 18th Street New York, NY10011, United States Product Name: Flashpoint
Zoom Li-on X PRO R2 TTL On-Camera Round Speedlight Flash Model Number s :
R2 ZOOM LI-ON X O PRO, R2 ZOOM LI-ON X N PRO, R2 ZOOM LI-ON X S PRO,
R...

Adorama Camera, Inc Differences Description We Adorama Camera, Inc state:
Product Flashpoint Zoom Li-on X PRO R2 TTL On-Camera Round Speedlight Flash
R2 ZOOM LI-ON X O PRO, R2 ZOOM LI-ON X N Model Name PRO, R2 ZOOM LI-
ON X S PRO, R2 ZOOM LI-ON X F PRO, R2 ZOOM LI-ON X C PRO Brand Name
FLASHPOINT FCC...


lang:es score:40 filesize: 60.47 K page_count: 1 document date: 2024-02-26



[pdf]

dell990 Certification Applicant Adorama Camera Inc V1PRO Flashpoint Zoom Li on X PRO R2 TTL On Round Speedlight Flash with 2 4G SRD 2AOLKV1PRO v1pro


Adorama Camera, Inc Section 2.911 d 5 ii Certification Applicant Covered List
Company name: Adorama Camera, Inc Address: 42 West 18th Street New York, NY10011, United States Product Name: Flashpoint Zoom Li-on X PRO R2 TTL On-Camera Round Speedlight Flash FCC ID: 2AOLKV1PRO Model s : R2 ZOOM ...
lang:en score:40 filesize: 160.35 K page_count: 1 document date: 2024-02-26



[pdf]

dell990 Certification Equipment Type Adorama Camera Inc V1PRO Flashpoint Zoom Li on X PRO R2 TTL On Round Speedlight Flash with 2 4G SRD 2AOLKV1PRO v1pro

Adorama Camera, Inc Section 2.911 d 5 i Certification Equipment Type Company name: Adorama Camera, Inc Address: 42 West 18th Street New York, NY10011, United States Product Name: Flashpoint Zoom Li-on X PRO R2 TTL On-Camera Round Speedlight Flash FCC ID: 2AOLKV1PRO Model s : R2 ZOOM LI-ON X O P...
lang:en score:39 filesize: 164.74 K page_count: 1 document date: 2024-02-26



[pdf]

dell990 US agent Adorama Camera Inc V1PRO Flashpoint Zoom Li on X PRO R2 TTL On Round Speedlight Flash with 2 4G SRD 2AOLKV1PRO v1pro

Adorama Camera, Inc Section 2.911 d 7 USA Agent for Service of Process Company name: Adorama Camera, Inc Address: 42 West 18th Street New York, NY10011, United States Product Name: Flashpoint Zoom Li-on X PRO R2 TTL On-Camera Round Speedlight Flash FCC ID: 2AOLKV1PRO Model s : R2 ZOOM LI-ON X O PR...
lang:en score:39 filesize: 151.84 K page_count: 2 document date: 2024-02-26

FLASHPOINT



FPLFSMZLXPS

**ZOOM LI-ON X PRO S TTL
SPEEDLIGHT FOR SONY**

ROUND HEAD ZOOM WITH R2 TRANSCEIVER

[Flashpoint Zoom Li-on X Pro S Speedlight for Sony - User Manual](#)


Comprehensive user manual for the Flashpoint Zoom Li-on X Pro S TTL Speedlight for Sony cameras, covering safety instructions, features, operation, modes, wireless functions, troubleshooting, technical data, and warranty.

lang:en score:31 filesize: 15.45 M page_count: 42 document date: 2024-01-29




[\[pdf\]](#) Label

admin Label Adorama Camera Inc V1PRO Flashpoint Zoom Li on X PRO R2 TTL On Round Speedlight Flash with 2 4G SRD 2AOLKV1PRO v1pro
Label FCC ID: 2AOLKV1PRO . Size:10*30mm The label is printed on the shell ...
lang:en score:21 filesize: 107.35 K page_count: 1 document date: 2024-03-01



[\[pdf\]](#) Product Photos

Measurement Report Kent External Photos Adorama Camera Inc V1PRO Flashpoint Zoom Li on X PRO R2 TTL On Round Speedlight Flash with 2 4G SRD 2AOLKV1PRO v1pro
Page 1 of 4 Report No.: STS2401165 APPENDIX-PHOTOGRAPHS OF EUT CONSTRUCTIONAL DETAILS Model: R2 ZOOM LI-ON X O PRO Photo 1 Photo 2
Page 2 of 4 Photo 3 Report No.: STS2401165 Photo 4 Page 3 of 4 Photo 5 Report No.: STS2401165 Photo 6 Page 4 of 4 Photo 7 Report No.: STS2401165 Photo 8 ...
lang:en score:20 filesize: 941.67 K page_count: 4 document date: 2024-03-01



[\[pdf\]](#) Product Photos Label Agent Authorization

MiCOM Labs Inc QMS FCC Request for change in ID Adorama Camera V1PRO Flashpoint Zoom Li on X PRO R2 TTL On Round Speedlight Flash with 2 4G SRD 2AOLKV1PRO v1pro
Adorama Camera, Inc Date 2024.02.29 Federal Communications Commission 7435 Oakland Mills Road Columbia, MD 21046 USA Subject: Request for 2.933 Change in identification of equipment Reference: FCC ID: 2AOLKV1PRO Dear Sir/Madam,
Adorama Camera, Inc requests a Change in Identification for a cur...
lang:en score:20 filesize: 78.38 K page_count: 1 document date: 2024-03-01