

## Keter 259271

# Keter Signature Collection 150 Gallon Resin Deck Box Instruction Manual

Model: 259271 | Brand: Keter

## 1. INTRODUCTION

This manual provides essential information for the assembly, operation, and maintenance of your Keter Signature Collection 150 Gallon Resin Deck Box. Designed for outdoor storage, this deck box features innovative DecoCoat technology, offering a premium wood-look finish with enhanced durability and minimal upkeep. Please read these instructions carefully before use to ensure proper setup and long-lasting performance.

## 2. KEY FEATURES

- **DecoCoat Technology:** Innovative material that provides a realistic wood-grain pattern and feel without the maintenance issues of natural wood.
- **Weather-Resistant Construction:** Made from UV-protected and water-resistant resin, designed to withstand various weather conditions without fading, rotting, or rusting.
- **Hydraulic Pistons:** Equipped with an easy-lift and soft-close mechanism for smooth and safe lid operation, preventing accidental slamming.
- **Lockable Design:** Features a keypad for added security, allowing you to lock up contents (padlock not included).
- **Large Storage Capacity:** Offers 150 gallons of storage space, ideal for patio cushions, garden tools, pool supplies, and other outdoor items.
- **Double-Walled Construction:** Provides extra strength and durability.

# Features



Figure 2.1: Key features of the Keter Signature Deck Box.



Figure 2.2: The deck box is designed to withstand all weather conditions.



The KETER logo is a red rounded rectangle with the word "KETER" in white, bold, sans-serif capital letters.

# Superior Resin Material



WOOD-LOOK  
AND FEEL



DOUBLE-  
WALLED  
CONSTRUCTION



ALL-WEATHER  
RESISTANT



ZERO  
MAINTENANCE

Figure 2.3: Superior DecoCoat resin material offers durability and aesthetic appeal.

## 3. ASSEMBLY INSTRUCTIONS

Your Keter Signature Collection Deck Box requires assembly. Detailed, step-by-step instructions are included in the product packaging. Please refer to the separate assembly manual for specific guidance. A Phillips screwdriver is typically required for assembly. It is recommended to have two people for certain steps, especially when attaching the lid.

Video 3.1: Demonstration of the Keter Signature Deck Box in use, showing storage and lid operation.

Video 3.2: Another view of the Keter Signature Deck Box, highlighting its features and ease of use.

## 4. OPERATION

## 4.1 Opening and Closing the Lid

1. To open, gently lift the lid. The hydraulic pistons will assist in raising the lid and holding it open securely.
2. To close, gently push the lid downwards. The soft-close mechanism will ensure a controlled and quiet descent, preventing pinched fingers.

## 4.2 Using the Lockable Feature

The deck box is designed to be lockable for enhanced security. Locate the keypad on the front of the box. You can attach a standard padlock (not included) to secure the contents. Ensure the lid is fully closed before attempting to lock.



Figure 4.1: The deck box with its lid open, revealing ample storage space.



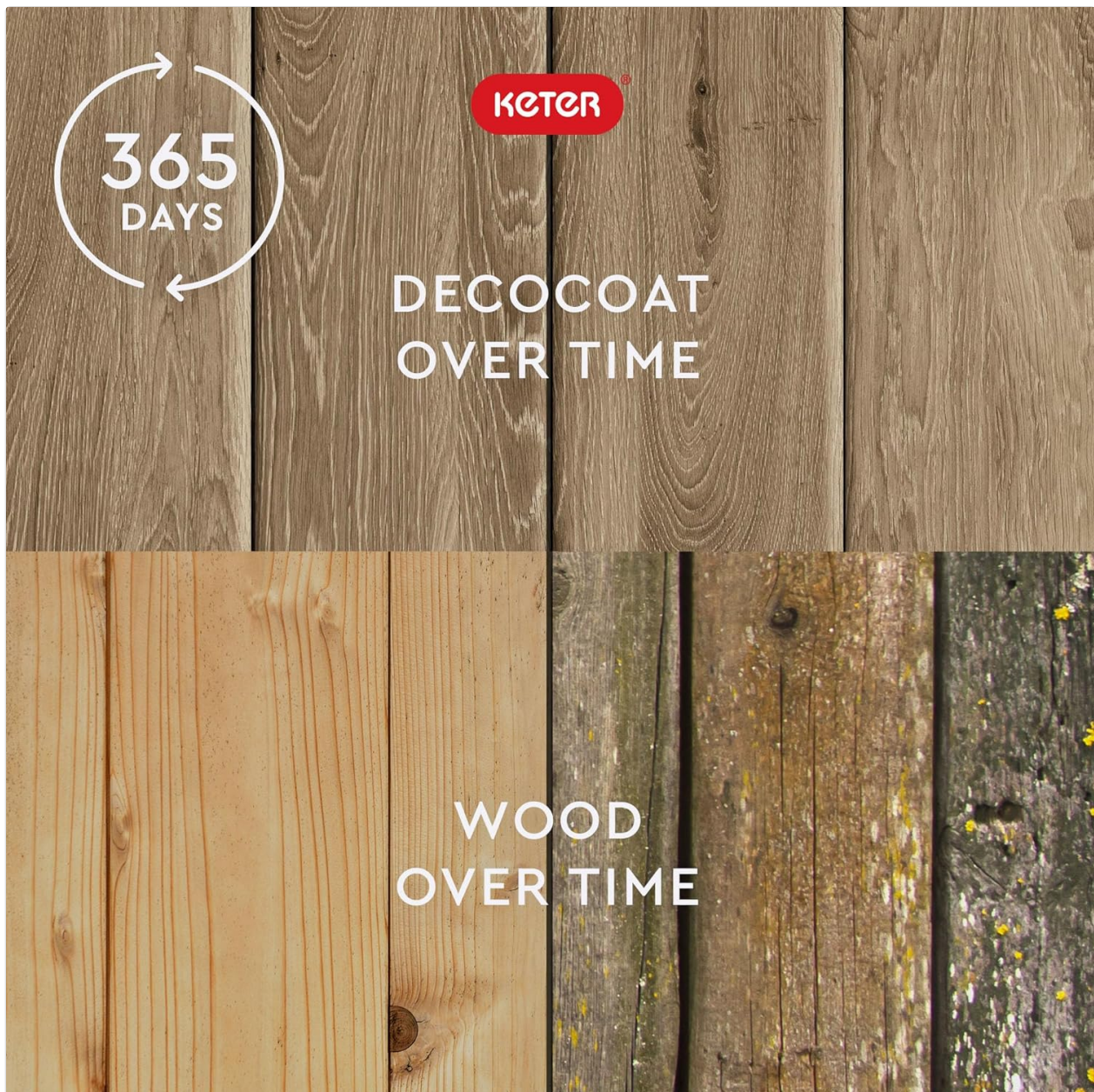


Figure 4.2: Versatile storage for various outdoor items.

Video 4.3: A person utilizing the Keter deck box for pool day essentials.

## 5. MAINTENANCE

---

The Keter Signature Collection Deck Box is designed for minimal maintenance. Its DecoCoat resin material will not warp, rot, rust, dent, or peel. To clean, simply wipe the exterior with a damp cloth and mild soap. Avoid using abrasive cleaners or harsh chemicals, as these may damage the finish. Regular cleaning will help maintain its appearance.

## 6. PRODUCT SPECIFICATIONS

---

Feature	Detail
Brand	Keter
Model Number	259271
Color	Ashwood
Material	Resin (DecoCoat Technology)
Capacity	150 Gallons
Product Dimensions (L x W x H)	59.6" x 28.5" x 27.7"
Item Weight	50 Pounds
Special Features	Built-In Handle, Dustproof, Lockable, Rust Resistant, Weathertight
Closure Type	Flip Top with Hydraulic Pistons
Water Resistance Level	Water Resistant
Pattern	Wood-Look



# 150 Gallon



Weight Capacity



Figure 6.1: Product dimensions and weight capacity.

## 7. TROUBLESHOOTING

If you encounter any issues with your Keter Signature Collection Deck Box, please consider the following:

- **Lid not closing smoothly:** Check for any obstructions inside the box or along the lid's edges. Ensure the hydraulic pistons are properly aligned and free of debris.
- **Water ingress:** Verify that the lid is fully closed and sealed. Inspect the box for any visible damage or gaps.
- **Assembly issues:** Double-check all connections and ensure screws are tightened according to the assembly manual. Avoid over-tightening plastic components.

For further assistance, please contact Keter customer support.






## 8. WARRANTY AND SUPPORT

Keter products are designed for durability and customer satisfaction. For specific warranty information, please refer to the documentation included with your purchase or visit the official Keter website. For any product-related inquiries, technical support, or assistance, please contact Keter customer support. They are available to help with any questions or concerns you may have.

© 2025 Keter. All rights reserved.


### Related Documents - 259271

	<p><a href="#">Keter 570L / 150 US GAL Outdoor Storage Box Assembly Instructions</a></p> <p>Step-by-step assembly guide for the Keter 570L / 150 US GAL outdoor storage box. This manual provides detailed instructions, parts list, and safety information for building your durable, weather-resistant storage solution.</p>
	<p><a href="#">Keter Westwood 570L / 150 US GAL Outdoor Storage Box Assembly and Care Guide</a></p> <p>Detailed assembly instructions, safety precautions, and warranty information for the Keter Westwood 570L (150 US Gallon) outdoor storage box. Learn how to build and care for your durable resin deck box.</p>
	<p><a href="#">Keter 150 US GAL   570L Outdoor Storage Box - Assembly and User Manual</a></p> <p>Comprehensive assembly instructions and user guide for the Keter 150 US GAL   570L outdoor storage box. Learn how to build, care for, and maintain your durable Keter storage solution.</p>
	<p><a href="#">Keter Kentwood 92 US Gal   350L User Manual</a></p> <p>User manual for the Keter Kentwood 92 US Gallon (350L) deck box, providing assembly instructions, safety precautions, and warranty information.</p>



[Keter 511L / 135 US GAL Outdoor Storage Box Assembly and Care Guide](#)

Comprehensive assembly instructions, features, and care guide for the Keter 511L (135 US GAL) outdoor storage box. Learn how to assemble, use, and maintain your durable Keter storage solution.



[Keter Denali 200 US Gal \(757L\) Deck Box Assembly Instructions](#)

Comprehensive assembly instructions and safety guidelines for the Keter Denali 200 US Gallon (757L) outdoor deck box. Learn how to build your durable, all-weather storage solution with detailed steps and part identification.