

Lacidoll LCD-CS-07-W

Lacidoll Small Dehumidifier with Drain Hose User Manual

Model: LCD-CS-07-W

1. INTRODUCTION

The Lacidoll Small Dehumidifier is designed to efficiently remove excess moisture from your living spaces, creating a more comfortable and healthier environment. Featuring dual-semiconductor technology and dual air outlets, it offers enhanced dehumidification performance for areas up to 800 sq ft. Its compact and portable design, coupled with quiet operation, makes it suitable for various rooms including bedrooms, bathrooms, basements, RVs, and laundry rooms.



Figure 1: Lacidoll Small Dehumidifier, white model.

2. SETUP

Before operating your dehumidifier, ensure proper placement and connection.

1. **Unpacking:** Carefully remove all components from the packaging. Verify that the dehumidifier, drain hose, power cord, and user manual are included.
2. **Placement:** For optimal performance, place the dehumidifier in an enclosed space where the room temperature is between 59°F and 95°F, and relative humidity is between 60% and 80% RH. Always close windows and doors during operation to prevent external moisture from entering and reducing effectiveness.
3. **Power Connection:** Connect the power cord to the dehumidifier and then plug it into a suitable electrical outlet.

Video 1: Instructional guide on how to use the Lacidoll Portable Small Dehumidifier, covering initial setup and basic functions.

Your RV's New Friend

Small in size, big on performance, gentle on energy



Figure 2: The compact size of the dehumidifier allows for versatile placement, such as in an RV.

3. OPERATING INSTRUCTIONS

Your Lacidoll dehumidifier offers various modes and features for customized operation.

3.1. Dual Modes

Switch between two operational modes:

- **Turbo Mode:** For rapid drying and high dehumidification efficiency (30dB-40dB).
- **Sleep Mode:** For ultra-quiet operation (30dB) to combat humidity without disruption, ideal for restful sleep.

3.2. Energy-Saving Timer

Set the timer for 8, 16, or 24 hours to match your schedule, reducing energy waste while maintaining optimal humidity levels.

3.3. Mood-Enhancing 7-Color Ambient Light

Customize your space with the integrated 7-color ambient light. You can cycle through rainbow hues, fix your favorite color, or turn the lights off completely.



Efficient Dehumidification

Process moisture up to 40oz/day
(Tested in the environment of 86°F, 80% RH)

How to Make This Dehumidifier Work Best?

- Room temperature: **59°F–95°F.**
- Relative humidity: **60%–80% RH.**
- Use in an enclosed space.

After 45–60%

800sq.ft Coverage Area

Before 80%

The advertisement features a woman sitting on a beige sofa holding a cup, with a golden retriever lying next to her. A white dehumidifier is positioned in the foreground. A large, stylized water droplet graphic on the right side of the image is divided into two sections: the top section is blue and labeled 'After 45–60%', and the bottom section is dark grey and labeled 'Before 80%'. A blue banner at the bottom left of the sofa area indicates '800sq.ft Coverage Area' with a house icon. The dehumidifier has a digital display and several buttons on its top panel.

Figure 3: The dehumidifier effectively reduces humidity in a room, as shown by the before and after percentages.

Dual Semiconductors Dual Air Outlets

Double the efficiency, double the comfort, faster drying



Figure 4: Dual semiconductor technology and dual air outlets contribute to faster dehumidification.

Two Dehumidification Modes

Get the perfect balance between powerful dehumidification and peaceful sleep



The advertisement features a split background. The left side shows a woman in a white robe sitting on the edge of a bathtub, smiling. The right side shows a woman sleeping in a bed with a baby. In the center foreground, a white Lacidell dehumidifier is displayed on a white circular base. The dehumidifier has a control panel with four buttons and a digital display. Two blue callout boxes are positioned on either side of the dehumidifier, highlighting its two operating modes.


Turbo Mode
Powerful moisture removal
30dB-40dB


Sleep Mode
Low noise for restful sleep
<30dB

Figure 5: Choose between Turbo mode for powerful moisture removal or Sleep mode for quiet operation.



Figure 6: The 7-color ambient light and timer function enhance usability, especially in a bedroom.

4. DRAINAGE OPTIONS

The dehumidifier offers two convenient drainage methods:

4.1. Manual Drainage

The large 118oz (3.5L) transparent water tank allows for easy monitoring of the water level. When the tank is full, the unit will auto shut off and a red light will indicate it's time to empty. Simply pull out the water tank, remove the cover, pour out the collected water, and replace the tank.



Figure 7: Steps for manual drainage, including removing the tank and pouring out water.

4.2. Continuous Drainage

For hassle-free operation in high-humidity areas, use the included 5-ft drain hose. Remove the plug from the bottom of the water tank, insert the hose into the drainage hole, and direct the other end to a suitable drain (e.g., floor drain, sink). This allows for continuous operation without needing to manually empty the tank.

7-Color Night Light

Enjoy dry air and seven relaxing colors all night long



8/16/24H Timer

7-color atmosphere light



Figure 8: Setup for continuous drainage using the provided hose.

Video 2: A demonstration of the Lacidoll dehumidifier's functions, including drainage options and mode selection.

5. MAINTENANCE

Regular maintenance ensures the longevity and efficiency of your dehumidifier.

- **Water Tank:** Empty the water tank regularly if using manual drainage. Clean the tank periodically with mild soap and water to prevent mold or mildew buildup.
- **Exterior Cleaning:** Wipe the exterior of the unit with a soft, damp cloth. Do not use harsh chemicals or abrasive cleaners.

- **Air Inlets/Outlets:** Ensure the air inlets and outlets are free from dust and obstructions for optimal airflow.

6. TROUBLESHOOTING

Refer to the following for common issues:

- **Auto Shutoff:** The dehumidifier will automatically shut off with a red light indicator if the water tank is full or improperly placed. Ensure the tank is correctly seated and empty if needed.
- **Limited Dehumidification:** This dehumidifier is designed to reduce indoor humidity to 50%-60% RH, which is considered ideal for human health and comfort. If you require lower humidity levels, a compressor dehumidifier may be more suitable. Ensure the unit is operating in an enclosed space with windows and doors closed.

7. SPECIFICATIONS

Feature	Specification
Brand	Lacidoll
Model Name	CS-07-W
Floor Area Coverage	Up to 800 Square Feet
Color	White
Special Features	Automatic Shutoff, Continuous Draining, Digital Display, Ergonomic Handle, Portable, Quiet Operation, Removable Tank, Sleep Mode, Timer, Water Level Indicator
Water Tank Capacity	3.5 Liters (118 Fluid Ounces)
Product Dimensions	17"D x 10"W x 7"H
Number of Speeds	2
Wattage	85 watts
Dehumidification Capacity	2.5 Pints per Day (40oz)
Item Weight	3.14 Kilograms (6.91 pounds)

8. WARRANTY & SUPPORT

For extra peace of mind, your Lacidoll dehumidifier comes with a 1-year warranty. Should you encounter

any issues or require assistance, 24-hour online support is available. Please do not hesitate to contact us for any problems.

9. APPLICATION AREAS

The compact and portable design with an ergonomic handle allows for effortless movement, making it ideal for various spaces:

- Bedroom
- Bathroom (post-shower)
- Basement
- RV/Camper
- Closet
- Laundry Room
- Kitchen
- Home with wooden floors

Eco-Friendly & Energy-Saving







Climate friendly, low carbon emissions

24H \approx 2.04 kWh
8/16/24H Timer



Consume only 2.04 kWh after running for 24 hours

Figure 9: The dehumidifier's versatility makes it suitable for use in multiple rooms and environments.

 <p>Lacidoll Dehumidifier Déshumidificateur Luftentfeuchter 除湿機 User Manual Manuel de l'utilisateur Bedienungsanleitung 取扱説明書 LCD-CS-07</p> <p>After service Support Center: Customer Service CS@lacidoll.com (24h) CS@lacidoll.com (24h) CS@lacidoll.com (24h)</p>	<p>Lacidoll LCD-CS-07 Dehumidifier User Manual</p> <p>User manual for the Lacidoll LCD-CS-07 Dehumidifier, covering safety warnings, product components, how to use, maintenance, specifications, troubleshooting, and warranty information.</p>
 <p>Lacidoll LCDJSQ-J19 User's Guide With Warranty Card</p> <p>Please be your product. If you find any problem, please contact us at the address below. info@lacidoll.com</p>	<p>Lacidoll LCDJSQ-J19 Ultrasonic Humidifier User Guide</p> <p>Comprehensive user guide for the Lacidoll LCDJSQ-J19 Ultrasonic Humidifier, covering safety precautions, components, installation, operation, maintenance, and troubleshooting.</p>
 <p>Lacidoll USER MANUAL Ultrasonic Cool Mist Humidifier LCD-MH-2303A</p> <p>Need Assistance? We're here to help! US: 1-888-405-0087 Email: support@lacidoll.com Mon-Fri, 9 AM-5 PM (EST)</p>	<p>Lacidoll LCD-MH-2303A Ultrasonic Cool Mist Humidifier User Manual</p> <p>Comprehensive user manual for the Lacidoll LCD-MH-2303A Ultrasonic Cool Mist Humidifier. Learn about safety instructions, setup, operation, cleaning, maintenance, and troubleshooting.</p>
 <p>Lacidoll MANUEL DE L'UTILISATEUR Humidificateur à brume froide ultrasonique LCD-MH-2303A</p> <p>Besoin d'aide ? Nous sommes à votre service ! Email: support@lacidoll.com Lun-Ven, 9 h à 17 h (EST)</p>	<p>Lacidoll LCD-MH-2303A Ultrasonic Cool Mist Humidifier User Manual</p> <p>Comprehensive user manual for the Lacidoll LCD-MH-2303A Ultrasonic Cool Mist Humidifier, covering safety instructions, product overview, operation, cleaning, maintenance, troubleshooting, and warranty information.</p>
 <p>Waterless Cordless Diffuser</p> <p>USER MANUAL LCD-DF-H200D © info@lacidoll.com</p>	<p>Lacidoll LCD-DF-H200D Waterless Cordless Diffuser User Manual</p> <p>User manual for the Lacidoll LCD-DF-H200D Waterless Cordless Diffuser, covering specifications, safety instructions, installation, operation, Bluetooth setup, usage tips, cleaning, troubleshooting, and warranty information.</p>
 <p>Lacidoll Cool and Warm Mist Humidifier LCD-MH-2301J User Manual</p> <p>Please be your product. If you find any problem, please contact us at the address below. info@lacidoll.com</p>	<p>Lacidoll LCD-MH-2301J Cool and Warm Mist Humidifier User Manual</p> <p>Comprehensive user manual for the Lacidoll LCD-MH-2301J Cool and Warm Mist Humidifier. Provides detailed instructions on safety precautions, component identification, installation, operation, water filling, aroma diffusion, control panel and remote usage, care and maintenance, troubleshooting common issues, product specifications, and warranty information.</p>