



[Manuals.plus](#) /

> [JWX](#) /

> JWX 4 Legs Standing Desk with Dual Motor Instruction Manual

JWX JWX-4WD-FG

JWX 4 Legs Standing Desk with Dual Motor Instruction Manual

Brand: JWX

Model: JWX-4WD-FG

INTRODUCTION

This manual provides comprehensive instructions for the assembly, operation, maintenance, and troubleshooting of your JWX 4 Legs Standing Desk with Dual Motor. Please read this manual thoroughly before beginning assembly or operation to ensure proper use and longevity of your product.



Image: The JWX 4 Legs Standing Desk with Dual Motor, featuring a sleek black design and multiple monitors, showcasing its use in a modern workspace.

SETUP AND ASSEMBLY

The JWX 4 Legs Standing Desk is designed for straightforward assembly. All necessary hardware and tools are included. Follow the steps below for a successful setup.

Included Components:

- JWX Dual Motor Four-Leg Standing Desk Frame
- Desktop Panels (1.8m x 0.65m front panel, 1.8m x 0.01m cable management gap, 1.8m x 0.1m rear flip-up panel with integrated LED lighting)
- Control Panel with Memory Presets
- LED Light Strip
- Assembly Hardware (screws, bolts, tools)



Image: A visual representation of the desk components and assembly process, highlighting its ease of setup.

Assembly Video Guide:

Your browser does not support the video tag.

Video: An official video demonstrating the assembly process and key features of the JWX standing desk, including its modular design and various accessories.

OPERATING INSTRUCTIONS

Height Adjustment:

The desk features a dual motor system for smooth and fast height adjustments, allowing transitions between sitting and standing positions. The height is adjustable from 28.7 inches to 46.5 inches.

- **Memory Presets:** Utilize the two memory presets on the control panel to save and recall your preferred sitting and standing heights with a single touch.
- **Child Lock:** Activate the child lock function to prevent accidental height changes, ensuring safety in environments with children.

HEIGHT RANGE

Always Have A Proper Ergonomic Height For You

Prolonged cervical discomfort

Relaxes the head, neck and shoulders

Improves health and vitality



Image: Illustration showing the adjustable height range of the desk, from sitting to standing positions, promoting ergonomic posture.

LED Lighting Control:

The integrated acrylic LED lighting strip offers 6 static colors and 6 dynamic effects. Control the lighting to suit your mood or task.

Acrylic Light Panel with Integrated LED Strip

Control your lighting with ease – adjust colors and effects at the touch of a button or screen.



Static light mode*6



Fade light mode*6



Image: Close-up of the acrylic light panel with integrated LED strip, demonstrating the various static and dynamic lighting effects.

Panel Up:

"Vibrant, dynamic lighting for an energized gaming or work environment."

Panel Down:

"Soft, ambient lighting for a calm and focused workspace."

Image: Depiction of the LED lighting when the panel is in the "Up" position for vibrant lighting and "Down" position for soft, ambient lighting.

Cable Management:

The innovative flip-up rear panel design provides a discreet and efficient solution for managing cables and wires, maintaining a tidy workspace.

Innovative Cable Management Designed
Keep Your Space Clean & Organized



Image: Overhead view illustrating the innovative cable management design, showing how wires are neatly organized beneath the flip-up panel.




Image: Visuals of additional convenience features such as a socket holder, cable management solutions, a rotatable cup holder, and a headphone stand.

MAINTENANCE

To ensure the longevity and optimal performance of your JWX Standing Desk, regular maintenance is recommended.

- **Cleaning:** Wipe down the desk surface and frame with a soft, damp cloth. Avoid abrasive cleaners or solvents that could damage the finish.
- **Cable Management:** Periodically check and reorganize cables to prevent tangles and ensure smooth operation of the flip-up panel.
- **Motor Check:** Listen for any unusual noises during height adjustment. If you notice anything abnormal, refer to the troubleshooting section or contact customer support.

TROUBLESHOOTING

If you encounter any issues with your JWX Standing Desk, refer to the common problems and solutions below.

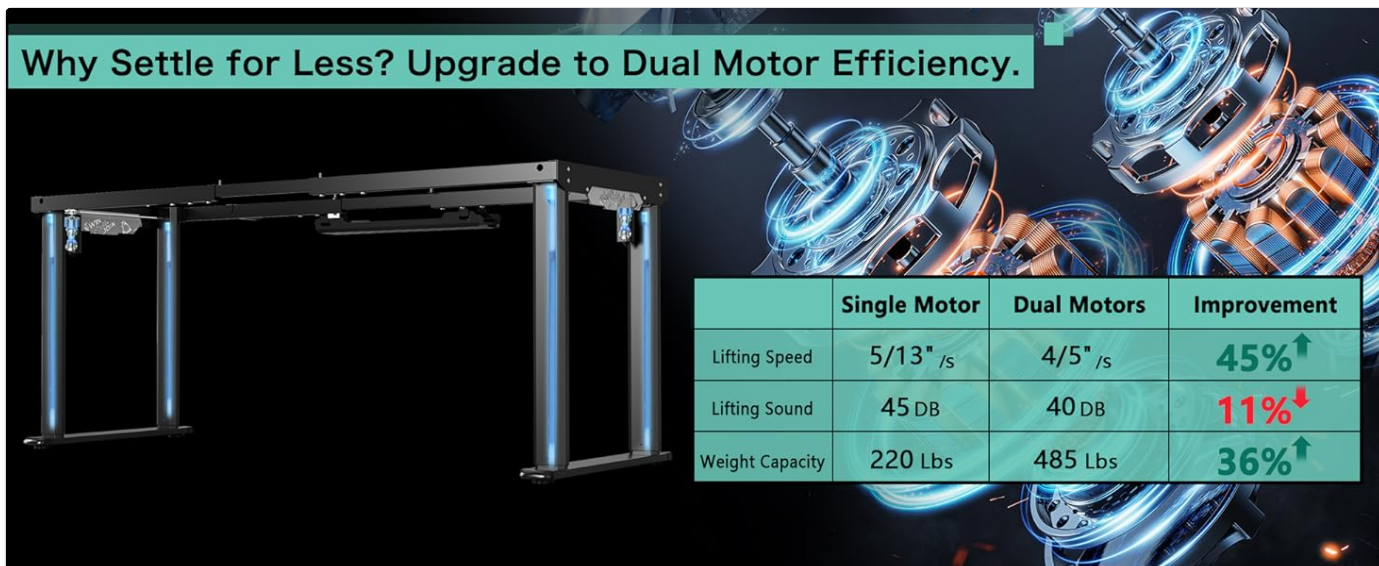
Common Issues:

- **Desk not adjusting height:**
 - Check if the power cord is securely plugged into both the desk and the wall outlet.
 - Ensure the child lock function is not activated.
 - If the desk has been overloaded, remove some weight and try again.
- **Unusual noises during adjustment:**
 - Minor operational sounds are normal. If noises are loud or persistent, ensure the desk is on a level surface and all assembly screws are tightened.
- **LED lights not working:**
 - Verify the power connection to the LED strip.
 - Check the control panel settings for the LED lights.

Anti-Collision Technology:

The desk is equipped with anti-collision technology to prevent damage. If the desk encounters an obstruction during adjustment, it will automatically stop and reverse slightly. Clear any obstructions before resuming operation.

Why Settle for Less? Upgrade to Dual Motor Efficiency.



The image shows a black 4-legged standing desk on the left. On the right, there is a detailed, glowing blue and orange illustration of the motor assembly, showing two motors working together. A table is overlaid on the right side of the image, comparing the performance of single and dual motor systems.

	Single Motor	Dual Motors	Improvement
Lifting Speed	5/13" /s	4/5" /s	45%↑
Lifting Sound	45 DB	40 DB	11%↓
Weight Capacity	220 Lbs	485 Lbs	36%↑

Image: Diagram illustrating the anti-collision technology, showing the desk stopping and reversing upon encountering an obstacle.

SPECIFICATIONS

Detailed specifications for the JWX 4 Legs Standing Desk.



Image: Technical drawing showing the product dimensions, lifting height range, and dynamic/static load capacities.

Product Specifications

Feature	Detail
Brand	JWX
Model Number	JWX-4WD-FG
Product Dimensions	29.93"D x 70.87"W x 46.5"H
Color	Carbon Fiber Black
Height Adjustable Range	28.7" to 46.5"
Base Material	Metal
Top Material Type	Engineered Wood
Static Weight Capacity	970 lbs

Feature	Detail
Dynamic Weight Capacity	585 lbs
Item Weight	104.5 Pounds
Special Features	Adjustable Height, Electric, Ergonomic, Dual Motor, LED Lighting, Cable Management, Child Lock
Assembly Required	Yes (Tools Included)

	Single Motor	Dual Motor	Improvement
Lifting Speed	5/13" /s	4/5" /s	45%↑
Lifting Sound	45 DB	40 DB	11%↓
Weight Capacity	220 Lbs	485 Lbs	36%↑

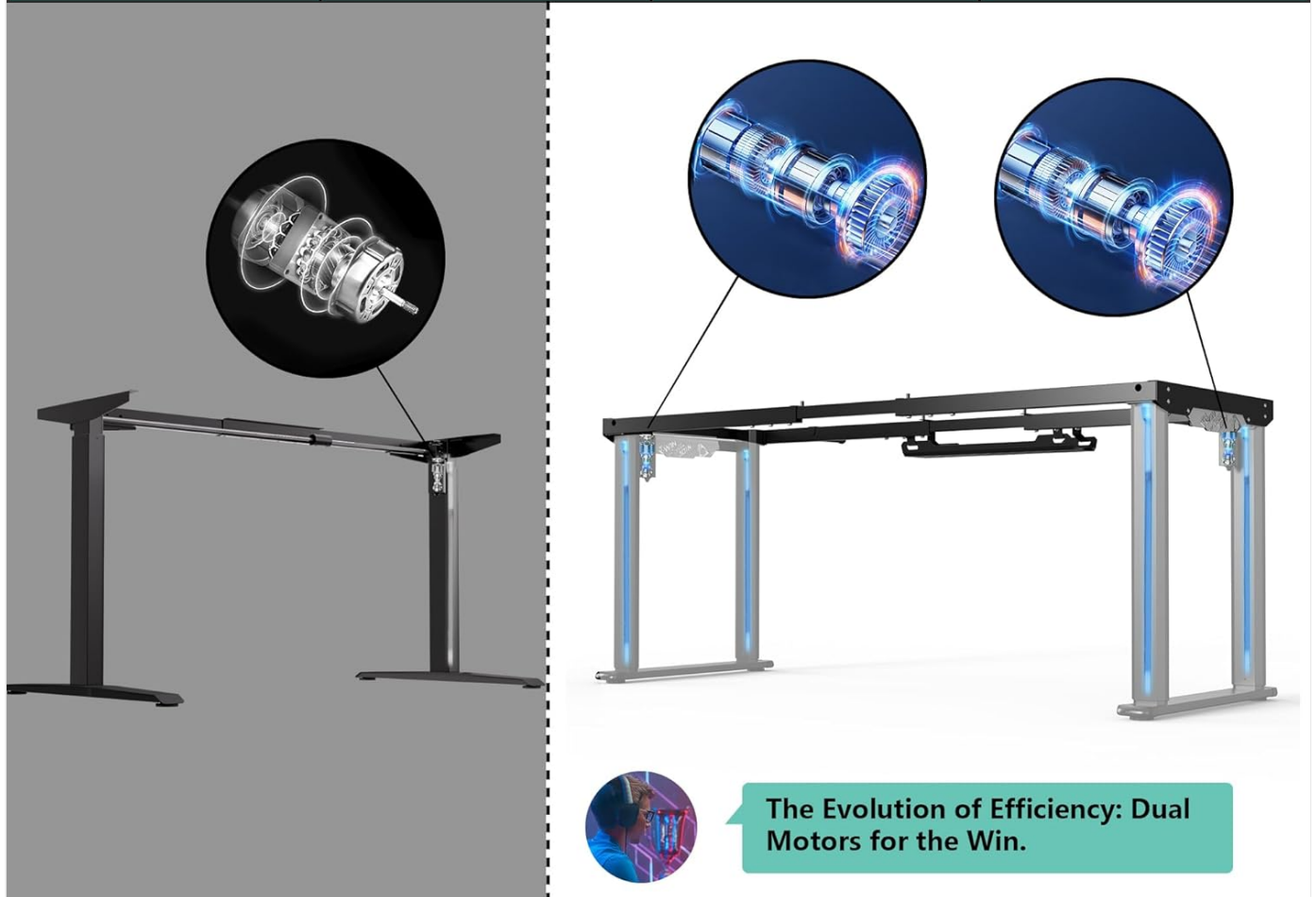


Image: Comparison chart highlighting the benefits of the dual motor system over a single motor, including increased lifting speed and weight capacity.

WARRANTY AND SUPPORT

Warranty Information:

The JWX 4 Legs Standing Desk comes with a **Limited Warranty**. Please retain your proof of purchase for any warranty claims.

For specific details regarding coverage and duration, refer to the warranty card included with your product or contact JWX customer support.

Customer Support:

For any questions, assistance with assembly, troubleshooting, or warranty inquiries, please contact JWX customer support. Our team is dedicated to providing prompt and helpful service.

You can find contact information on the JWX official website or through your purchase platform.