

manuals.plus /

- › [Xuevcn](#) /
- › [Xuevcn M17 Portable Bluetooth Speaker User Manual](#)

Xuevcn M17

Xuevcn M17 Portable Bluetooth Speaker User Manual

Model: M17

PRODUCT OVERVIEW

The Xuevcn M17 Portable Bluetooth Speaker is designed to deliver high-quality audio with enhanced bass and versatile connectivity options. It features Bluetooth 5.4 for stable connections, a long-lasting battery, and an IPX5 waterproof rating, making it suitable for various indoor and outdoor environments. The speaker also includes customizable LED lights and a built-in microphone for hands-free calling.



Image: The Xuevch M17 Portable Bluetooth Speaker, showcasing its cylindrical design, control buttons, and vibrant LED light ring on the top.

Key Features

- **360° Hi-Fi Stereo Sound & Dual Pairing:** Delivers 20W total output power with enhanced bass and DSP technology for clear audio. Supports True Wireless Stereo (TWS) pairing to connect two speakers for an immersive sound experience.
- **Bluetooth 5.4 & Extended Playback:** Equipped with the latest Bluetooth 5.4 chip for fast and stable connections. Offers up to 12 hours of playback time on a single charge.
- **IPX5 Waterproof & Durable Design:** Engineered with an IPX5 rating, providing protection against water splashes and spills, suitable for outdoor use. *Note: Do not immerse the speaker in water.*

- **EQ Mode and RGB Colorful Light:** Features multiple EQ modes to customize sound output (bass, midrange, treble) and personalized adjustable LED lights for ambiance.
- **Built-in Microphone & Multiple Inputs:** Includes a built-in microphone for hands-free calling and supports AUX, TF Card, and USB inputs in addition to Bluetooth.



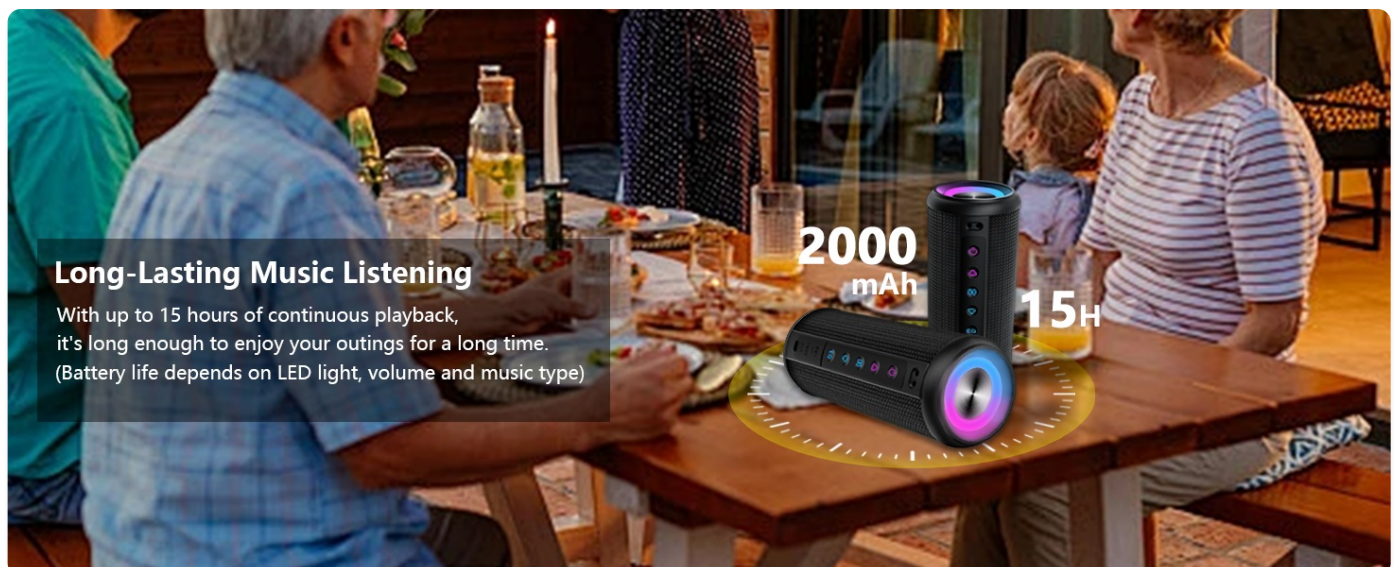
Image: The M17 speaker positioned outdoors with a graphic indicating "All Day Playtime" and "15H", highlighting its long battery life.

True Wireless Stereo

Connect two speakers together to get stereo sound and enjoy fully immersive audio



Image: Two M17 speakers wirelessly connected to a laptop, illustrating the True Wireless Stereo (TWS) pairing feature for enhanced sound.



Long-Lasting Music Listening

With up to 15 hours of continuous playback, it's long enough to enjoy your outings for a long time. (Battery life depends on LED light, volume and music type)

2000
mAh

15h

Image: A visual summary of the speaker's key features, including Bluetooth 5.4 connectivity, IP7 waterproof rating, RGB lights, portable lanyard, and powerful 10W sound output.




Image: Detailed view of the speaker's construction, highlighting the metal dust net and the integrated portable lanyard for easy carrying.

SETUP GUIDE

1. Charging the Speaker

Before first use, fully charge the speaker. Connect the provided Type-C charging cable to the speaker's charging port and the other end to a USB power adapter (not included). The LED indicator will show charging status and turn off when fully charged.

2. Powering On/Off

- **To Power On:** Press and hold the **Power button** (🔌) for approximately 3 seconds until you hear an audible prompt and the LED lights illuminate.
- **To Power Off:** Press and hold the **Power button** for approximately 5 seconds until you hear an audible prompt and the LED lights turn off.

3. Bluetooth Pairing

The speaker will automatically enter Bluetooth pairing mode when powered on for the first time or if no device is connected.

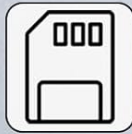
1. Ensure the speaker is powered on and in pairing mode (LED light may flash).
2. On your device (smartphone, tablet, etc.), enable Bluetooth and search for available devices.
3. Select "M17" from the list of found devices.
4. Once connected, you will hear a confirmation sound.
5. *Troubleshooting Tip:* If you experience difficulty pairing, ensure the speaker is not connected to another device. Some users have found that holding the middle button (Play/Pause button) for an extended period can help initiate pairing mode.

Bluetooth 5.4

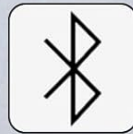
Supports multiple modes of connection




AUX



TF Card



Bluetooth



USB



Image: The M17 speaker next to a smartphone displaying Bluetooth connection settings, illustrating the Bluetooth 5.4 pairing process and various connectivity options (AUX, TF Card, Bluetooth, USB).

4. True Wireless Stereo (TWS) Pairing

To achieve a stereo sound experience, you can pair two M17 speakers together.

1. Ensure both M17 speakers are powered on and not connected to any Bluetooth device.
2. On one speaker (this will be the primary speaker), double-press the **Play/Pause button** (🔊). The speaker will enter TWS pairing mode.
3. The two speakers will automatically connect to each other. You will hear a confirmation sound once TWS pairing is successful.
4. Now, connect your device to the primary speaker via Bluetooth as described in step 3. Both speakers will play audio in sync.

5. Other Connectivity Options

- **AUX Input:** Connect an audio device using a 3.5mm AUX cable to the speaker's AUX port. The speaker will automatically switch to AUX mode.
- **TF Card Playback:** Insert a TF (Micro SD) card with audio files into the TF card slot. The speaker will automatically play music from the card.
- **USB Playback:** Insert a USB flash drive with audio files into the USB port. The speaker will automatically play music from the drive.

OPERATING INSTRUCTIONS

Button Functions

Button	Function (Short Press)	Function (Long Press)
Power Button (🔌)	Toggle LED lights on/off	Power On/Off
Previous Track / Volume Down (⏮)	Previous Track	Volume Down
Play/Pause / Call (⏸)	Play/Pause; Answer/End Call	Reject Call; Initiate Bluetooth Pairing (if not connected)
Next Track / Volume Up (⏭)	Next Track	Volume Up
EQ Button (🔊)	Cycle through EQ modes	N/A



Image: A hand interacting with the speaker's buttons, specifically highlighting the "One-Touch Calls" feature.

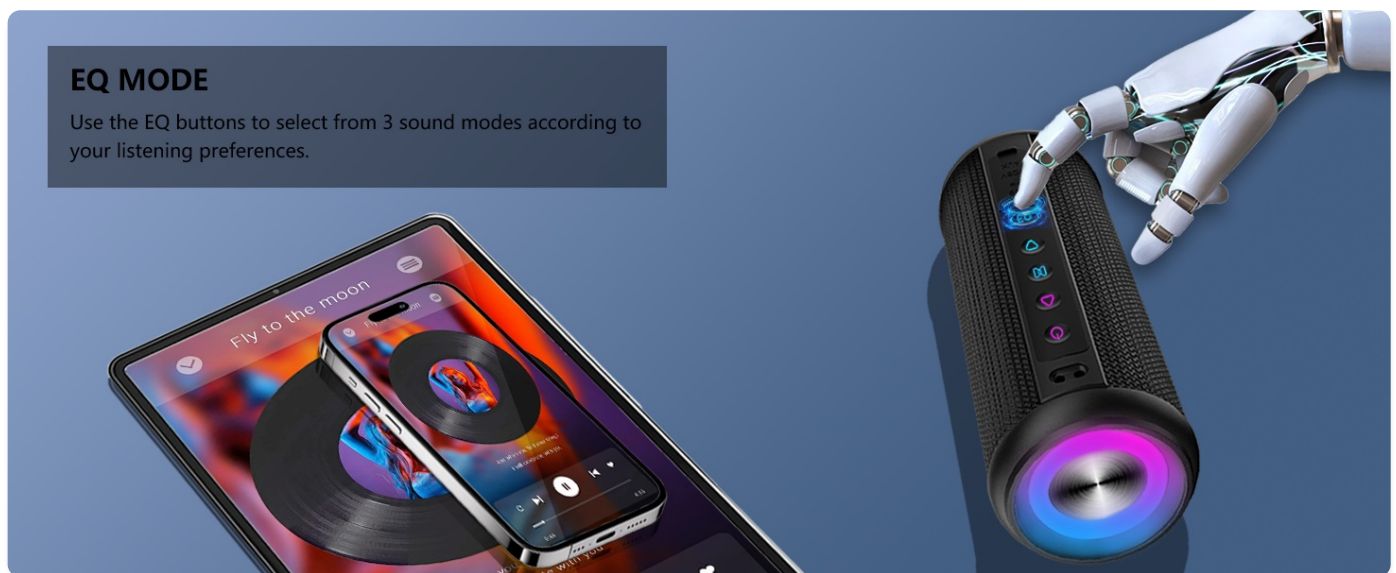


Image: A robotic hand pressing the EQ button on the M17 speaker, demonstrating the ability to select from 3 sound modes.

LED Light Modes

The speaker features customizable LED lights. Short press the **Power button** to cycle through different light modes or turn the lights off to conserve battery life.

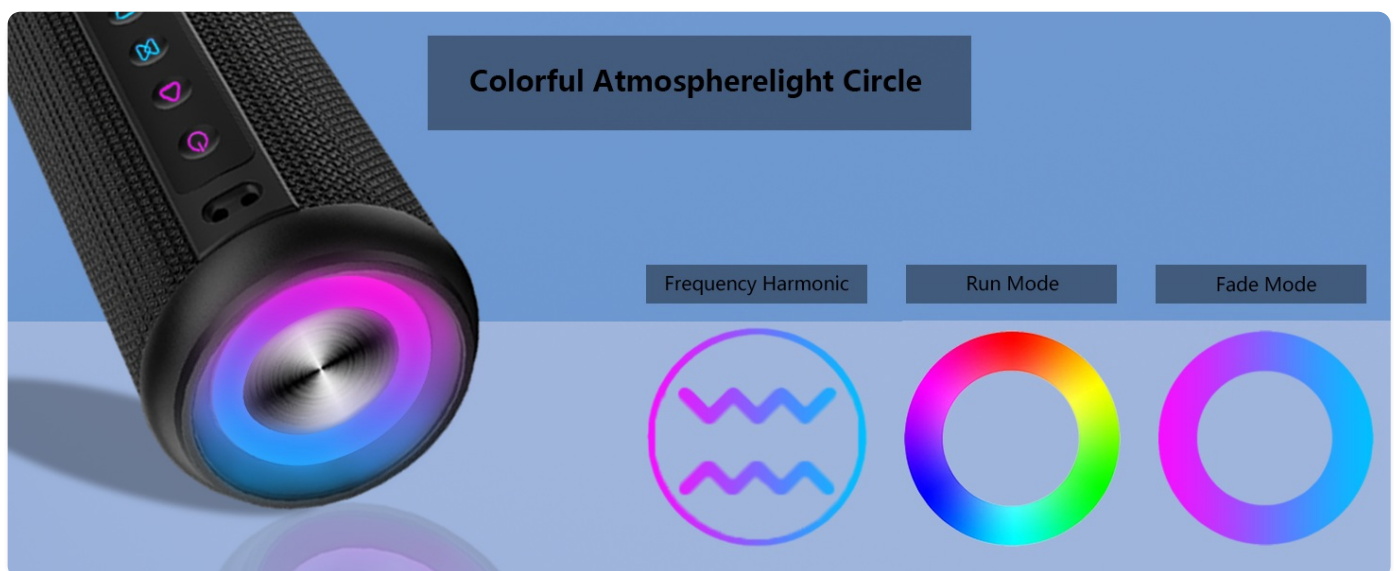


Image: Close-up of the speaker's top, highlighting the "Colorful Atmosphere Light Circle" with various light modes like Frequency Harmonic, Run Mode, and Fade Mode.

MAINTENANCE

- **Cleaning:** Use a soft, dry cloth to clean the speaker's exterior. Do not use abrasive cleaners, alcohol, or other chemical solvents.
- **Water Resistance:** The speaker has an IPX5 waterproof rating, meaning it is protected against low-pressure water jets from any direction. It is suitable for use in environments where it might encounter splashes, but it is **not designed to be immersed in water**. Ensure the charging port cover is securely closed when near water.
- **Storage:** Store the speaker in a cool, dry place away from direct sunlight and extreme temperatures.
- **Battery Care:** To prolong battery life, avoid fully discharging the speaker frequently. If storing for an extended period, charge the speaker to about 50% every few months.

TROUBLESHOOTING

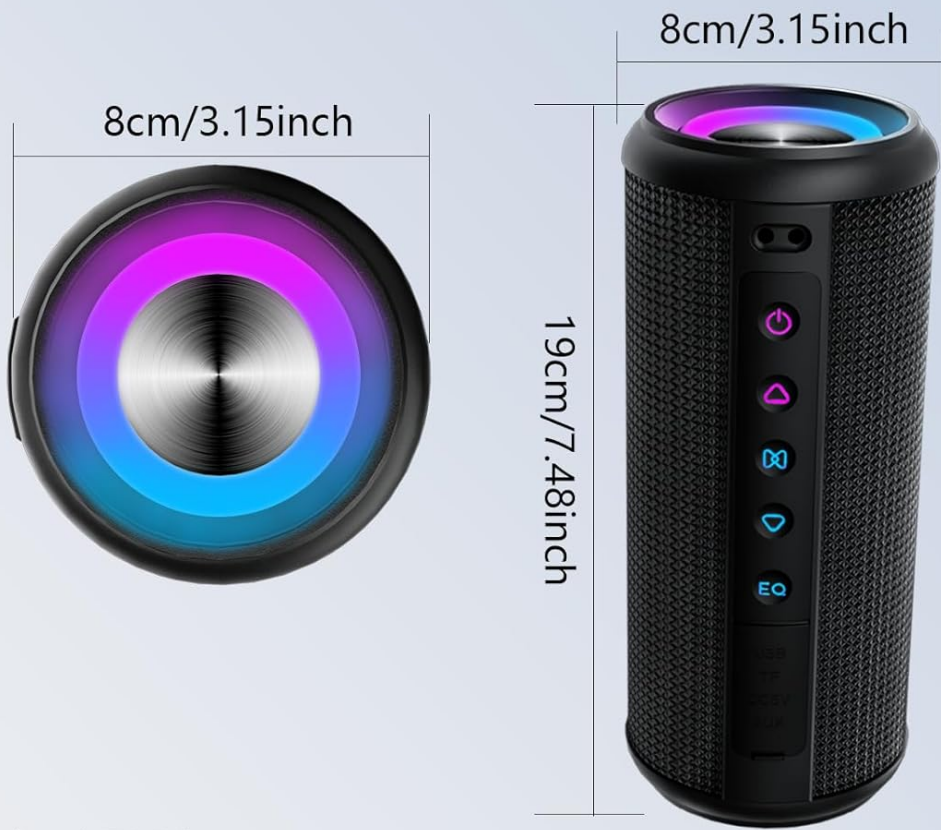
Problem	Possible Cause	Solution
Speaker does not power on.	Low battery.	Charge the speaker fully using the provided Type-C cable.
Cannot pair with Bluetooth device.	Speaker not in pairing mode; device Bluetooth off; speaker connected to another device; interference.	Ensure speaker is powered on and LED is flashing (pairing mode). Turn off and on Bluetooth on your device. Disconnect speaker from any previously paired devices. Try holding the Play/Pause button on the speaker for a few seconds to force pairing mode. Move speaker closer to your device and away from other electronic interference.
No sound or low volume.	Volume too low on speaker or device; incorrect input mode; speaker not connected.	Increase volume on both the speaker and your connected device. Ensure the correct input mode (Bluetooth, AUX, TF Card, USB) is selected. Verify the speaker is successfully connected to your device.
TWS pairing fails.	Speakers already connected to a device; incorrect pairing procedure.	Ensure both speakers are disconnected from any Bluetooth devices before initiating TWS pairing. Follow the TWS pairing steps precisely (double-press Play/Pause on one speaker).

SPECIFICATIONS

Feature	Detail
Model Name	M17
Brand	Xuevcn
Connectivity Technology	Bluetooth 5.4, AUX, TF Card, USB
Speaker Type	Portable Speaker
Audio Output Mode	Stereo
Speaker Maximum Output Power	20 Watts
Battery Life	Up to 12-15 Hours (varies with volume/LED use)
Water Resistance Level	IPX5
Product Dimensions	2"D x 2"W x 2"H (approx. 8cm x 8cm x 19cm)

Feature	Detail
Item Weight	1.5 pounds (approx. 0.68 kg)
Control Method	Button
Bluetooth Range	33 Feet (approx. 10 meters)
Power Source	Battery Powered
Number of Batteries	1 A battery (included)
Included Components	Bluetooth Speaker x 1, Type-C Charging Cable x 1, Instruction Manual x 1

Size Parameters



Weight: 1.223lb
Size: 3.15"D×3.15"W×7.48"H

Image: Diagram showing the dimensions of the M17 speaker, including its height (19cm/7.48inch) and diameter (8cm/3.15inch), along with its weight.

WARRANTY AND SUPPORT

This product comes with a limited warranty. For detailed warranty information, please refer to the physical instruction manual included in the product packaging or visit the official Xuevcn website. For technical support or customer service inquiries, please contact the seller or manufacturer directly through their official channels.

The included components list mentions "Instruction Manual x 1", which typically contains specific warranty terms and contact information.



© 2025 Xuevcn. All rights reserved.

This manual is for informational purposes only. Specifications are subject to change without notice.