Saved from manuals.plus.
Open the live page for links to other documents and user manuals.

CHIQ L32FM9E

CHIQ L32FM9E 32-inch FHD Smart Google TV User Manual

Model: L32FM9E

1. Introduction

Thank you for choosing the CHIQ L32FM9E 32-inch FHD Smart Google TV. This manual provides essential information for setting up, operating, and maintaining your new television. Please read it thoroughly before using the product to ensure safe and optimal performance.

Front view of the CHIQ L32FM9E 32-inch FHD Smart Google TV, highlighting its Google TV, HDR10, and frameless design features.

An infographic showcasing the main features of the CHIQ M9 Smart Google TV, such as Full HD resolution, HDR10 support, Dolby Audio, a powerful Quad-core A55 processor, and dual-band Wi-Fi connectivity.

2. Safety Information

Always follow basic safety precautions when using this television to reduce the risk of fire, electric shock, and injury.

- Do not expose the TV to rain or moisture.
- Do not block ventilation openings.
- Do not place the TV on an unstable cart, stand, tripod, bracket, or table.
- Protect the power cord from being walked on or pinched.
- Unplug the TV during lightning storms or when unused for long periods.
- Refer all servicing to qualified service personnel.

3. What's in the Box

Carefully unpack your television and ensure all items are present:

- User Manual
- Stand
- Remote Control
- Power Cord
- Screws for Stand Installation

4. Setup

4.1 Physical Setup

Your CHIQ TV can be set up using the included stand or mounted on a wall (wall mount sold separately).

Stand Installation:

1. Carefully place the TV face-down on a soft, flat surface to prevent screen damage.
2. Attach the stand bases to the bottom of the TV, aligning the screw holes.
3. Secure the stand bases with the provided screws.

Wall Mounting:

For wall mounting, please refer to the instructions provided with your wall mount bracket. Ensure the VESA mounting pattern (MIS-F, 20 x 20 cm) is compatible.

4.2 Connecting Peripherals

Connect your external devices to the appropriate ports on the back or side of the TV.

This image displays the various input and output ports available on the CHIQ TV, including USB 2.0, two HDMI 1.4 ports, an AV input, and two RF inputs for antenna or satellite connections.

- **HDMI:** Connect Blu-ray players, game consoles, or set-top boxes. (2 ports available)
- **USB:** Connect USB drives for media playback. (1 port available)
- **AV IN (mini AV):** Connect older devices using an AV adapter.
- **RF:** Connect an antenna or cable for broadcast TV. (2 ports available)
- **Wi-Fi:** Connect to your home wireless network for Smart TV features.

4.3 Initial Power On & Setup Wizard

After connecting all necessary cables, plug the power cord into an electrical outlet. The TV will power on and guide you through the initial setup wizard, including language selection, network connection, and channel scanning.

5. Operating Your TV

5.1 Remote Control Overview

The included remote control allows you to navigate the TV's features. Familiarize yourself with its buttons for power, volume, channel, navigation, and dedicated app buttons.

5.2 Google TV Interface Navigation

Your CHIQ TV runs on Google TV, providing a personalized and intuitive user experience.

The CHIQ TV screen showing the intuitive Google TV interface, providing easy access to a wide range of streaming applications and personalized content recommendations.

- Use the directional pad on your remote to navigate through menus and content.
- The home screen provides quick access to your favorite apps, personalized recommendations, and live TV.

5.3 Accessing Streaming Applications

Easily access popular streaming services like YouTube, Netflix, and Disney+ directly from the Google TV home screen. You can also download more apps from the Google Play Store.

5.4 Using Google Assistant

The integrated Google Assistant allows for convenient voice control of your TV and smart home devices.

A person using the integrated Google Assistant on the CHIQ TV, demonstrating voice commands for tasks such as checking the weather, searching for movies, and adjusting the volume.

- Press the Google Assistant button on your remote.
- Speak clearly into the remote's microphone to issue commands, such as "What's the weather today?" or "Open Netflix."

5.5 Chromecast Built-in

Mirror content from your compatible mobile devices directly to your TV screen using Chromecast built-in.

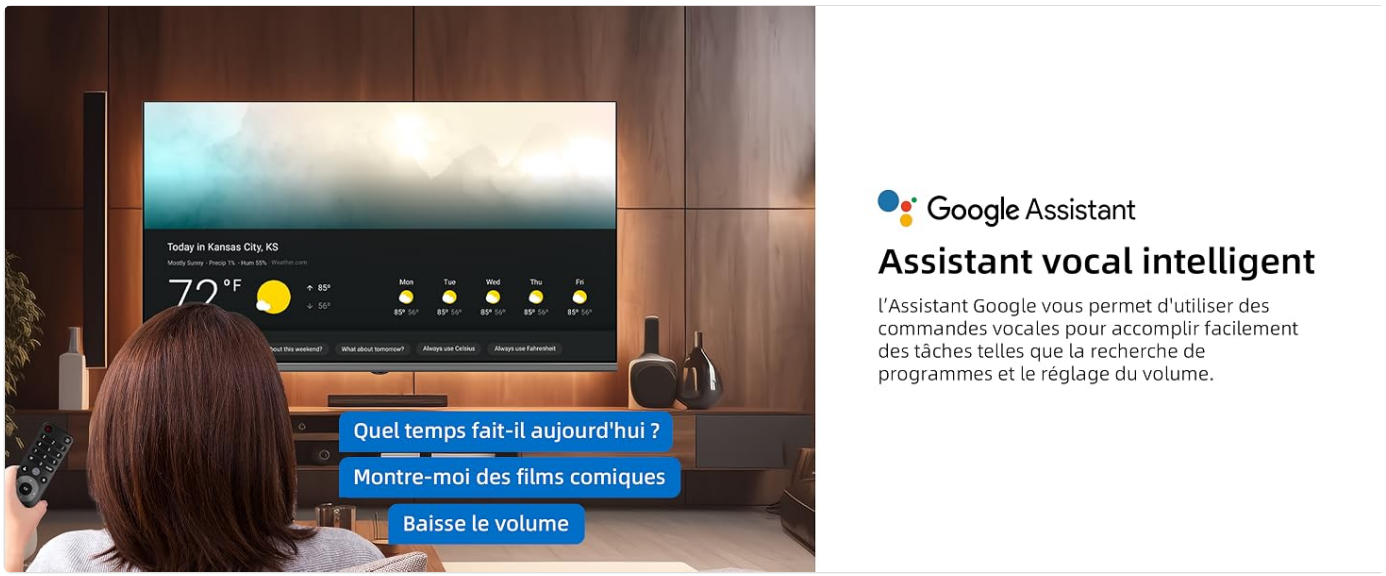

This image demonstrates the Chromecast built-in functionality, allowing users to easily cast content from their mobile devices to the larger TV screen with a single touch.

- Ensure your mobile device and TV are connected to the same Wi-Fi network.
- Open a Chromecast-enabled app on your mobile device and tap the Cast icon.
- Select your CHIQ TV from the list of available devices.

5.6 Picture Settings

Optimize your viewing experience with various picture settings.

A visual comparison demonstrating the superior clarity and detail offered by Full HD (1920x1080) resolution compared to standard HD (1280x720), illustrating how FHD doubles the pixel count for a sharper image.

- **FHD (Full HD):** Enjoy crisp and detailed images with 1920x1080 resolution.
- **HDR10:** Experience enhanced contrast and vibrant colors with HDR10 technology.
- **Dynamic Noise Reduction (DNR):** This feature helps reduce visual noise for clearer images.

A side-by-side comparison demonstrating the effectiveness of Dynamic Noise Reduction (DNR) technology, which reduces visual noise for clearer and more impeccable images.

5.7 Audio Settings

Customize your audio experience with Dolby Audio and dbx-tv technologies.

A visual representation emphasizing the superior sound quality delivered by Dolby Audio and dbx-tv technologies, providing clear and rich audio for an immersive entertainment experience.

- Access the audio settings menu to adjust bass, treble, and select sound modes.
- Enable Dolby Audio and dbx-tv for enhanced sound clarity and depth.

5.8 Control from Phone

You can also control your CHIQ TV using a compatible smartphone application.

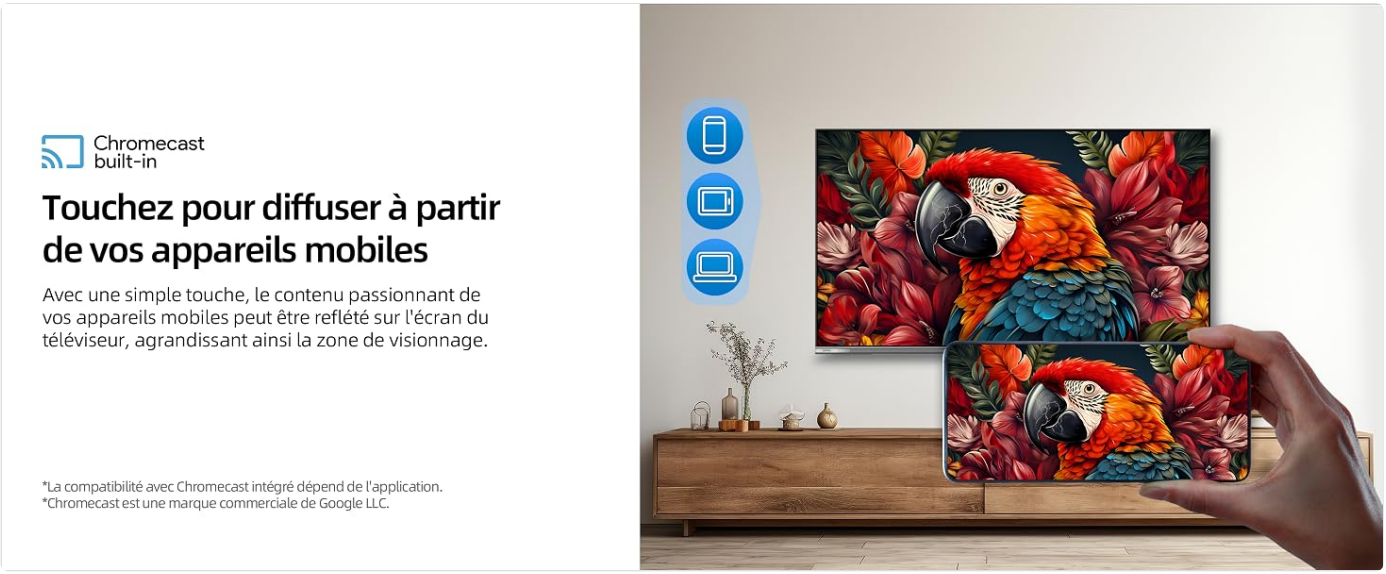

An image showing a smartphone screen with a remote control application, illustrating how the CHIQ TV can be conveniently controlled using a mobile phone, simplifying various actions.

6. Maintenance

6.1 Cleaning Your TV

- Always unplug the TV before cleaning.
- Use a soft, dry cloth to wipe the screen and cabinet.
- For stubborn marks, lightly dampen the cloth with water or a mild, non-abrasive cleaner specifically designed for electronics.
- Do not spray cleaner directly onto the screen.

6.2 Software Updates

Your TV may receive software updates periodically to improve performance and add new features. Ensure your TV is connected to the internet to receive these updates automatically or check for them manually in the settings menu.

7. Troubleshooting

If you encounter issues with your TV, refer to the following common solutions:

Problem	Possible Solution
No Power	Check if the power cord is securely plugged into the TV and the wall outlet. Try a different outlet.
No Picture, but Sound is Present	Ensure the correct input source is selected. Check cable connections to external devices.
No Sound, but Picture is Present	Check volume level and mute status. Verify audio cable connections. Check TV audio output settings.
Remote Control Not Working	Replace batteries. Ensure no obstructions between remote and TV. Point remote directly at the TV's IR sensor.
Cannot Connect to Wi-Fi	Check Wi-Fi password. Restart your router. Ensure TV is within Wi-Fi range.

Problem	Possible Solution
Smart TV Apps Not Loading	Check internet connection. Restart the TV. Clear app cache or reinstall the app.

If the problem persists, please contact customer support.

8. Specifications

Detailed technical specifications for the CHIQ L32FM9E TV:

Modèle	L32FM9E
Taille	32 po
Résolution	1920 *1080
Taux de rafraîchissement	60Hz
Système d'exploitation	Google TV
CPU	CA55*4
GPU	G31 *2
Mémoire	1,5 GB de RAM / 8 GB de ROM
Taille nette sans support	718 * 84,2 * 421,6 mm
Taille nette avec support	718 * 199,6 * 448,5 mm

This image provides precise dimensions of the CHIQ L32FM9E television, both with and without its stand, alongside an illustration of the included remote control and a table detailing technical specifications like resolution, refresh rate, and memory.

Feature	Specification
Brand	CHIQ

Feature	Specification
Model Number	L32FM9E
Screen Size	32 Inches (80 cm)
Display Technology	LED
Resolution	1080p Full HD (1920x1080)
Refresh Rate	60 Hz
Operating System	Google TV
HDR Support	HDR10 & HLG
Audio Technology	Dolby Audio, dbx-tv
Tuner Type	DVB-C/T/T2/S/S2 Triple Tuner
Connectivity	2x HDMI, 1x USB, Wi-Fi (Dual Band), AV In, RF
Special Features	Google Assistant, Built-in Chromecast, Frameless Metal Design
Dimensions (with stand)	718 x 199.6 x 448.5 mm
Dimensions (without stand)	718 x 84.2 x 421.6 mm
Weight	3.7 kg
VESA Mounting	MIS-F, 20 x 20 cm

8.1 Energy Efficiency

CALCUL DE L'INDICE DE DURABILITÉ ET PRÉSENTATION DES PARAMÈTRES AYANT PERMIS DE L'ÉTABLIR	*Téléviseur*

FICHE D'INFORMATION À TRANSMETTRE AUX DEMANDEURS

Date du calcul	2025-01-02
Nom ou marque commerciale du fournisseur	CHiQ
Adresse du fournisseur	Dělnická 213/12, 170 00, Praha 7,Czech Republic
Référence du modèle donnée par le fournisseur	L32FM9E

	Critère	Sous-critère	Note du sous-critère sur 10	Coefficient du sous critère	Calcul intermediaire
Fiabilité	CRITÈRE 1 : RÉSISTANCE AUX CONTRAINTES ET/OU À L'USURE	SOUS-CRITÈRE 1.1 : RÉSISTANCE AUX CONTRAINTES EXTERIEUR	0	0.05	3.9
		SOUS-CRITÈRE 1.2 : RESSISTANCE A L'USURE	8.8	0.45	
	CRITÈRE 2 : MAINTENANCE (Y COMPRIS LOGICIELLE) & ENTRETIEN	SOUS-CRITÈRE 2.1 : MAINTENANCE (Y COMPRIS LOGICIELLE)	8.5	0.24	3.4
		SOUS-CRITÈRE 2.2 : ENTRETIEN	8.8	0.16	
	CRITÈRE 3 : GARANTIE ET PROCESSUS QUALITE	SOUS-CRITÈRE 3.1 : GARANTIE COMMERCIALE DE DURABILITÉ	0	0.075	0.3
		SOUS-CRITÈRE 3.2 : MISE EN PLACE D'UN PROCESSUS DE QUALITE	10.0	0.025	
				Note du bloc fiabilité sur 10	7.6
Réparabilité	CRITÈRE 4 : DOCUMENTATION	SOUS-CRITÈRE 4.1 : ENGAGEMENT SUR LA DURÉE DE MISE À DISPOSITION SANS FRAIS DE LA DOCUMENTATION TECHNIQUE ET RELATIVE AUX CONSEILS D'UTILISATION ET D'ENTRETIEN	10.0	0.2	2.5
		SOUS-CRITÈRE 4.2 : ACCOMPAGNEMENT DU CONSOMMATEUR POUR LE DIAGNOSTIC ET LA RÉPARATION	10.0	0.05	
	CRITÈRE 5 : DÉMONTABILITÉ, ACCÈS, OUTILS, FIXATIONS	SOUS-CRITÈRE 5.1 : FACILITÉ DE DÉMONTAGE DES PIÈCES DÉTACHÉES - PIÈCES PANNE/CASSE (LISTE 2)	7.5	0.13	2.0
		SOUS-CRITÈRE 5.2 : OUTILS NÉCESSAIRES AU DÉMONTAGE DES PIÈCES DÉTACHÉES - PIÈCES PANNE/CASSE (LISTE 2)	7.5	0.06	
		SOUS-CRITÈRE 5.3 : CARACTÉRISTIQUES DES FIXATIONS POUR L'ASSEMBLAGE DES PIÈCES DES LISTES 1 ET 2	9.1	0.06	
	CRITÈRE 6 : DISPONIBILITÉ DES PIÈCES DÉTACHÉES	SOUS-CRITÈRE 6.1 : ENGAGEMENT SUR LA DURÉE DE DISPONIBILITÉ DES PIÈCES DÉTACHÉES - PIÈCES PANNE / CASSE (LISTE 2)	6.0	0.13	1.6
		SOUS-CRITÈRE 6.2 : ENGAGEMENT SUR LA DURÉE DE DISPONIBILITÉ DES PIÈCES DÉTACHÉES - PIÈCES FONCTIONNELLES (LISTE 1)	6.3	0.06	
		SOUS-CRITÈRE 6.3 : ENGAGEMENT SUR LES DÉLAIS DE LIVRAISON DES PIÈCES DÉTACHÉES - PIÈCES PANNE / CASSE (LISTE 2)	8.1	0.03	
		SOUS-CRITÈRE 6.4 : ENGAGEMENT SUR LES DÉLAIS DE LIVRAISON DES PIÈCES DÉTACHÉES - PIÈCES FONCTIONNELLES (LISTE 1)	8.3	0.03	
	CRITÈRE 7: PRIX	SOUS-CRITÈRE 7.1 : PRIX	2.5	0.25	0.6
				Note du bloc réparabilité sur 10	6.7
				Note de l'indice sur 10	**7.2**

The official EU energy label for the CHIQ L32FM9E television, indicating its energy efficiency class F and an energy consumption of 27 kWh per 1000 hours. For more details, visit eprel.ec.europa.eu/qr/2178041.

Fiche d'information sur le produit

RÈGLEMENT DÉLÉGUÉ (UE) 2019/2013 DE LA COMMISSION en ce qui concerne l'étiquetage énergétique des dispositifs d'affichage électronique

	Paramètre	Paramètre ou valeur et précision			Unité
1.	Nom ou marque commerciale du fournisseur.	CHiQ			
	Adresse du fournisseur.	Changhong Europe Electric s.r.o., Dělnická 213/12, 17000 Holešovice Praha 7, CZ			
2.	Référence du modèle	L32FM9E			
3.	Classe d'efficacité énergétique pour la gamme dynamique standard (SDR)	F			
4.	Puissance appelée en mode marche en SDR			27,0	W
5.	Classe d'efficacité énergétique pour la haute gamme dynamique (HDR)	F			
6.	Puissance appelée en mode marche pour la haute gamme dynamique (HDR), le cas échéant			27,0	W
7.	Puissance appelée en mode arrêt, le cas échéant			s.o.	W
8.	Puissance appelée en mode veille, le cas échéant			0,5	W
9.	Puissance appelée en mode veille avec maintien de la connexion au réseau, le cas échéant			1,5	W
10.	Catégorie de dispositif d'affichage électronique			Téléviseur	
11.	Rapport de taille	16	:	9	
12.	Résolution d'écran	1 920	x	1 080	pixels
13.	Diagonale de l'écran			80,0	cm
14.	Diagonale de l'écran			32	pouces
15.	Surface visible de l'écran			27,3	dm^2
16.	Technologie d'affichage utilisée			LED LCD	
17.	Réglage automatique de la luminosité (ABC) disponible			Non	
18.	Capteur de reconnaissance vocale disponible			Non	
19.	Capteur de présence disponible			Non	
20.	Taux de fréquence de rafraîchissement de l'image (par défaut)			60	Hz
21.	Disponibilité minimale garantie des mises à jour du logiciel et du micrologiciel (à compter de la date de fin de mise sur le marché)			8	Années
22.	Disponibilité minimale garantie des pièces de rechange (à compter de la date de fin de commercialisation)			7	Années
23.	Assistance produit minimale garantie			7	Années
	Durée minimale de la garantie générale offerte par le fournisseur			2	Années
24.	Type d'alimentation	Interne			

25.	Alimentation externe (incluse dans l'emballage du produit)			
	i	-		
	ii	Tension d'entrée	-	V
	iii	Tension de sortie	-	V
26.	Alimentation externe normalisée (ou appropriée si non incluse dans l'emballage du produit)			
	i	-		
	ii	Tension de sortie requise	-	V
	iii	Intensité du courant à fournir (minimale)	-	A
	iv	Fréquence du courant requise	-	Hz

Modèle mis sur le marché de l'Union du 10/01/2025

Numéro d'enregistrement EPREL: 2178041 https://eprel.ec.europa.eu/qr/2178041

Fournisseur: Changhong Europe Electric s.r.o. (Importateur) **Site web:** https://www.chiq.com/

Service après-vente:

Nom: Changhong Europe Electric s.r.o. **Site web:** https://www.chiq.com/

Courriel: info@changhong.cz **Téléphone:** +420322321411

Adresse:
Dělnická 213/12
17000 Praha 7
Tchéquie

A comprehensive product information sheet providing detailed technical specifications such as screen size (32 inches / 82 cm), resolution (1920x1080 pixels), and energy consumption data. For more details, visit eprel.ec.europa.eu/qr/2178041.

8.2 Durability Information

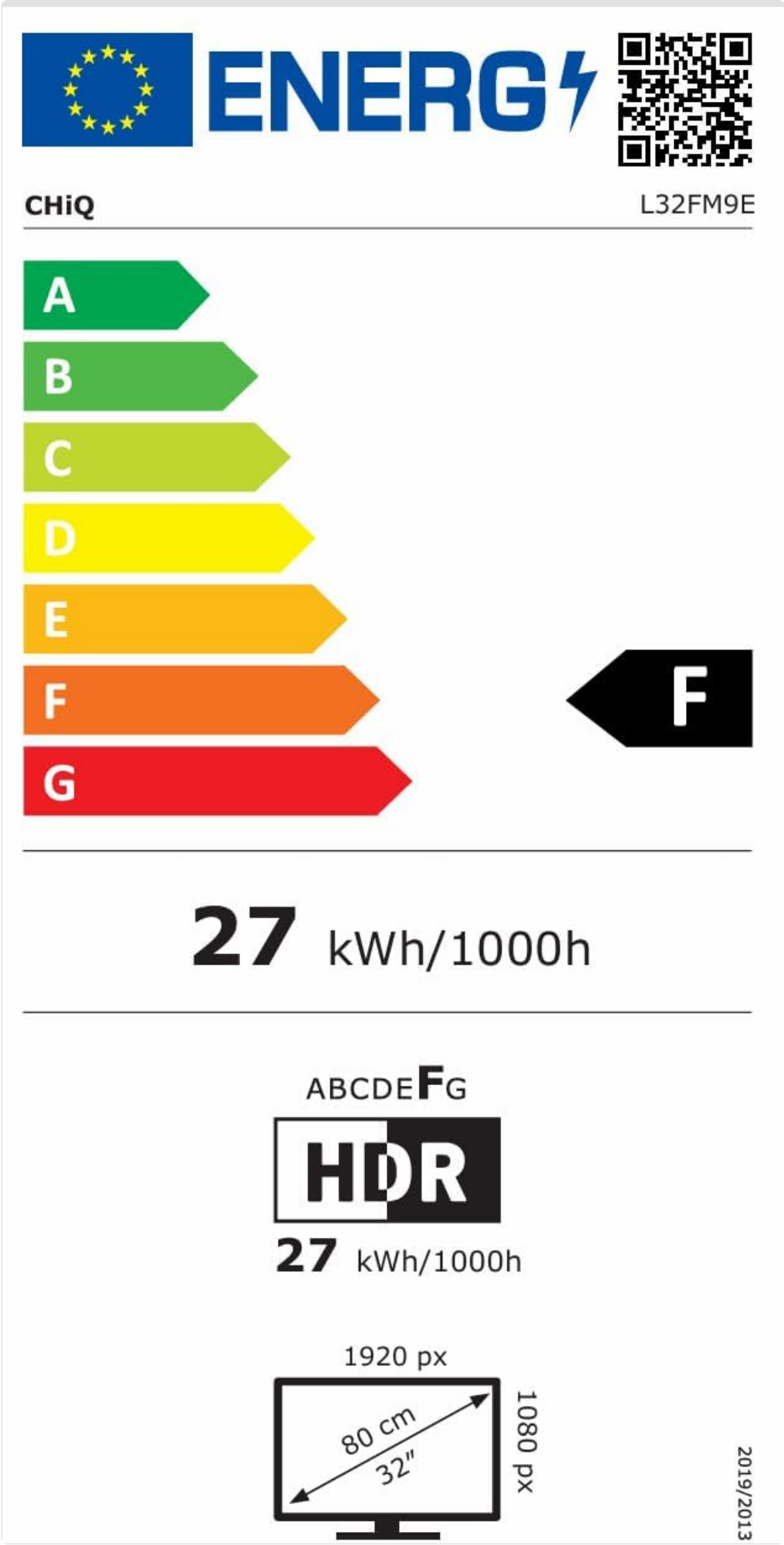

A detailed calculation sheet for the durability index of a television, outlining various criteria related to reliability and repairability, including resistance to external constraints, maintenance, and availability of spare parts.

9. Warranty and Support

Your CHIQ L32FM9E TV comes with a 2-year manufacturer's warranty. This warranty covers defects in materials and workmanship under normal use.
For technical support, warranty claims, or service inquiries, please contact CHIQ customer service through their official website or the contact information provided in your product packaging.
Please retain your proof of purchase for warranty purposes.

© 2025 CHIQ. All rights reserved.

Ask a question about this manual

Ask about setup, troubleshooting, compatibility, parts, safety, or missing instructions. Manuals+ will review the question and use this page's manual context to help answer it.

Name

Anonymous

Email

you@example.com

After a successful submission, we securely hash the supplied account or form email before sending it to Microsoft Advertising for conversion attribution. Privacy details.

Question

Example: How do I reset this device or fix this error?

Details

Model number, symptoms, what you tried, or the section of the manual you are using.

Submit question

Open the live page

https://manuals.plus/asin/B0DT151JFF

More documents and user manuals: **https://manuals.plus/**