

Manuals+

[Q & A](#) | [Deep Search](#) | [Upload](#)

manuals.plus /

› [BLNAN](#) /

› [BLNAN Dimmable LED Flush Mount Ceiling Light Fixture User Manual](#)

BLNAN LS-CL-I18W-Dim-YKBK/N

BLNAN Dimmable LED Flush Mount Ceiling Light Fixture

Model: LS-CL-I18W-Dim-YKBK/N

INTRODUCTION

Thank you for purchasing the BLNAN Dimmable LED Flush Mount Ceiling Light Fixture. This manual provides detailed instructions for the safe installation, operation, and maintenance of your new lighting product. Please read this manual thoroughly before installation and retain it for future reference.

This 9-inch square LED ceiling light offers versatile lighting options, including adjustable color temperature (3000K-6500K), dimmable brightness (10%-100%), and a dedicated 2000K warm nightlight mode. It is designed for low-profile installation and comes with a convenient remote control for easy operation.

SAFETY INFORMATION

To reduce the risk of death, personal injury, or property damage from fire, electric shock, falling parts, cuts/abrasions, and other hazards, please read all warnings and instructions included with and on the fixture box and all fixture labels.

- Always turn off the power supply at the circuit breaker before beginning installation or performing any maintenance.
- Consult a qualified electrician if you are unsure about the installation process.
- Ensure all electrical connections are made in accordance with local codes and ordinances, and the National Electric Code (NEC).
- Do not install this fixture in wet locations or where it may be directly exposed to water. This product is rated for indoor use only.
- Do not attempt to modify the fixture. Any modifications may void the warranty and create safety hazards.
- Handle the fixture with care to avoid damage to the LED components.
- Keep packaging materials away from children.

PACKAGE CONTENTS

Carefully unpack your fixture and inspect for any damage. Ensure all components are present before

discarding packaging materials.

- BLNAN LED Flush Mount Ceiling Light Fixture (1 unit)
- Remote Control (1 unit)
- Mounting Hardware (screws, wire nuts, wire rope)
- User Manual (this document)



Image: The BLNAN 9-inch square LED flush mount ceiling light fixture, shown with its remote control, illustrating the main components included in the package.

SETUP AND INSTALLATION

This fixture is designed for quick and easy installation. Follow these steps carefully.

Mounting Steps:

1. **Turn off Power:** Before starting, ensure the power to the installation area is turned off at the circuit breaker.
2. **Prepare Mounting Surface:** Remove your existing light fixture if applicable. Ensure the junction box is securely mounted and ready for wiring.
3. **Attach Mounting Bracket:** Secure the provided mounting bracket to the junction box using the screws.

4. **Connect Wiring:** Using the provided wire nuts, connect the fixture's wires to the corresponding house wires (Black to Black, White to White, Ground to Ground). Ensure connections are secure. Use the included wire rope to temporarily hang the fixture during wiring for ease of installation.
5. **Secure Fixture:** Carefully push the wired fixture up to the mounting bracket and secure it with the provided screws. Ensure the fixture is flush with the ceiling.
6. **Restore Power:** Once the fixture is securely installed, turn the power back on at the circuit breaker.



Image: The BLNAN ceiling light with its remote, illustrating the range of adjustable color temperatures from warm to cool, a key feature after installation.

OPERATING INSTRUCTIONS

Your BLNAN ceiling light fixture comes with a user-friendly remote control for convenient operation of all its

features.

Remote Control Overview:




Image: The remote control for the BLNAN ceiling light, displaying its various buttons for power, dimming, color temperature adjustment, and nightlight activation.

- **Power Button:** Turns the light fixture ON or OFF.
- **Brightness Adjustment (10%-100%):** Use the dedicated buttons or slider on the remote to increase or decrease the main light's brightness.
- **Color Temperature Adjustment (3000K-6500K):** Adjust the light from warm white (3000K) to cool white (6500K) using the 'K-' and 'K+' buttons.
- **Nightlight Mode (2000K):** Activate the soft, warm 2000K nightlight with a dedicated button. This mode consumes only 6W.
- **30-Minute Timer:** Press the timer button to set the light to automatically turn off after 30 minutes.
- **Memory Function:** The remote control remembers your last brightness and color temperature settings for the main light.

Light Modes and Features:

Smart Infrared Remote Control



- ✓ Easily adjust color temperature and brightness.
- ✓ One remote control can operate multiple lights.
- ✓ Memory function: remembers previous remote control settings.





Image: Visual comparison showing the brightness difference between the 18W main light and the 6W nightlight mode.

3000K~65000K Dimmable (Main Light)



Brightness Dimmable (Main&Night Light)



Image: The BLNAN ceiling light operating in its 2000K warm nightlight mode, ideal for creating a relaxing atmosphere.

90+

HIGH CRI

Perfect visual experience, more real life colors

90+
CRI



80+
CRI



60+
CRI



No Flicker & No Harm To Eyes



Image: The BLNAN ceiling light showcasing its ability to adjust color temperature from warm (3000K) to cool (6500K) and its dimmable brightness feature.



Kitchen



Dinning



Living Room



Bedroom

Image: An illustration emphasizing the BLNAN ceiling light's high Color Rendering Index (CRI 90+) and flicker-free illumination for comfortable viewing.

- **Dimmable Main Light:** The main light can be smoothly dimmed from 10% to 100% brightness, providing flexibility for various activities and moods.
- **Adjustable Color Temperature:** Transition seamlessly between 3000K (warm white) for a cozy ambiance and 6500K (cool white) for bright, task-oriented lighting.
- **2000K Nightlight:** A dedicated low-power (6W) nightlight feature provides a soft, warm glow, perfect for bedrooms or hallways at night.
- **30-Minute Auto-Off Timer:** Convenient for bedtime routines, allowing the light to turn off automatically after 30 minutes.
- **High CRI 90+:** Ensures accurate and vibrant color rendering, making objects appear more natural.
- **Flicker-Free Lighting:** Designed to provide stable, flicker-free illumination, reducing eye strain.

MAINTENANCE

Proper maintenance ensures the longevity and optimal performance of your BLNAN ceiling light fixture.

- **Cleaning:** Disconnect power before cleaning. Use a soft, dry or slightly damp cloth to wipe the surface of the fixture. Do not use abrasive cleaners, solvents, or polishes as they may damage the finish or electrical components.
- **LEDs:** The integrated LED components are designed for long life and do not require replacement.
- **Remote Control:** Keep the remote control dry and clean. Replace batteries as needed (battery type not specified, assume common AAA or button cell).

TROUBLESHOOTING

If you encounter any issues with your light fixture, refer to the following common problems and solutions:

Problem	Possible Cause	Solution
Light does not turn on.	No power supply; loose wiring; remote control battery low/dead.	Check circuit breaker. Ensure all wiring connections are secure. Replace remote control batteries.
Remote control not responding.	Remote control battery low/dead; remote not pointed at fixture; interference.	Replace remote control batteries. Ensure direct line of sight to the fixture. Remove any potential sources of interference.
Light flickers or dims unexpectedly.	Unstable power supply; loose wiring.	Check power supply stability. Verify all wiring connections are tight.
Nightlight mode not working.	Incorrect remote button pressed; internal fault.	Ensure the correct nightlight button on the remote is pressed. If issue persists, contact customer support.

If the problem persists after trying these solutions, please contact BLNAN customer support for assistance.

SPECIFICATIONS

Feature	Detail
Brand	BLNAN
Model Name	Ceiling Light (LS-CL-I18W-Dim-YKBK/N)
Product Dimensions	9"L x 9"W x 1"H
Item Weight	1.39 pounds
Color	White
Material	Plastic
Style	Modern
Light Source Type	LED

Feature	Detail
Wattage	18 watts
Brightness	1800 Lumen
Efficiency	100 lumens per watt
Color Temperature (Main Light)	3000K-6500K Adjustable
Color Temperature (Nightlight)	2000K
Control Method	Remote Control
Installation Type	Flush Mount
Voltage	120 Volts
CRI	90+
Indoor/Outdoor Usage	Indoor

WARRANTY AND SUPPORT

BLNAN products are manufactured to high-quality standards. For warranty information or technical support, please refer to the contact details provided on the product packaging or visit the official BLNAN website.

Please retain your purchase receipt as proof of purchase for any warranty claims.