

Monster Monster N-Lite 203 AirLinks

Monster N-Lite 203 AirLinks Wireless Earbuds User Manual

Model: Monster N-Lite 203 AirLinks

INTRODUCTION

This manual provides detailed instructions for the Monster N-Lite 203 AirLinks Wireless Earbuds. Please read this manual thoroughly before using the product to ensure proper operation and maintenance. These earbuds offer high-fidelity stereo sound, advanced Bluetooth 5.3 connectivity, and a comfortable, lightweight design for an optimal audio experience.





Image: Monster N-Lite 203 AirLinks Wireless Earbuds and their charging case. The earbuds are white with silver accents, and the case is a sleek silver oval shape with a green indicator light.

PACKAGE CONTENTS

Verify that all items are present in the package:

- 1 x Monster N-Lite 203 AirLinks Wireless Earbuds
- 1 x USB-C Charging Cable
- 1 x Quick Start Guide

SETUP

1. Charging the Earbuds and Case

Before first use, fully charge the earbuds and the charging case. The charging case provides extended battery life for the earbuds.

- Connect the provided USB-C charging cable to the charging port on the case and a power source.
- The indicator light on the case will show charging status.
- A single charge provides approximately 8 hours of playback for the earbuds.
- The charging case provides an additional 20 hours, totaling up to 30 hours of playback.
- The charging case takes approximately 2 hours to fully charge.

30H Long Playtime

Long Battery life
No need to worry
about power outages




Image: A visual representation of the Monster N-Lite 203 AirLinks earbuds and charging case, highlighting the 8 hours of single charge playback and 20 hours from the charging case, for a total of 30 hours.

2. Pairing with Your Device

The Monster N-Lite 203 AirLinks earbuds feature one-step pairing for convenience.

1. Ensure Bluetooth is enabled on your device (smartphone, tablet, computer, etc.).
2. Open the charging case. The earbuds will automatically enter pairing mode.
3. On your device, search for "Monster N-Lite 203 AirLinks" in the Bluetooth settings and select it to connect.
4. Once connected, the earbuds will automatically reconnect to your device when the case is opened, provided Bluetooth is active on your device.

These earbuds utilize advanced Bluetooth 5.3 technology for faster transmission speed, stronger connection stability, and an extended range of up to 15 meters (33 feet).

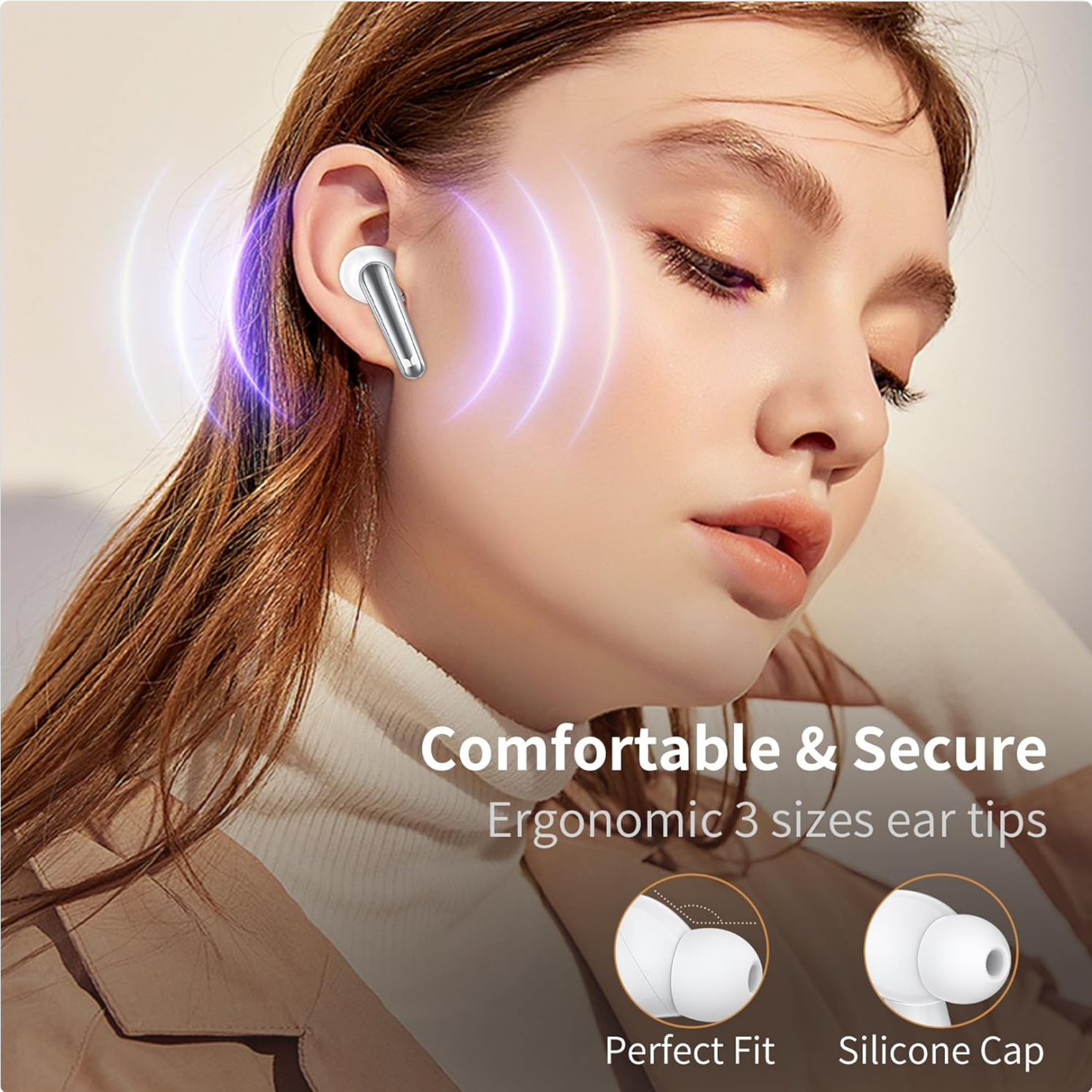


Image: The Monster N-Lite 203 AirLinks earbuds next to a smartphone displaying a call screen, with a Bluetooth symbol indicating active connection. This illustrates the seamless Bluetooth 5.3 pairing.

3. Wearing the Earbuds

For optimal sound quality and comfort, select the correct ear tip size and ensure a secure fit.

- The earbuds come with 3 pairs of soft rubber ear caps (S, M, L sizes), with M size pre-installed.
- Choose the ear tips that provide a snug and comfortable seal in your ear canal. A good seal enhances bass performance and noise isolation.
- Insert the earbuds gently into your ears and rotate them slightly until they feel secure and comfortable.
- The featherweight design (approx. 3.85g per earbud) ensures comfort during prolonged use.



Comfortable & Secure
Ergonomic 3 sizes ear tips



Perfect Fit



Silicone Cap

Image: A woman wearing one of the Monster N-Lite 203 AirLinks earbuds, with an inset showing the three available ear tip sizes (Perfect Fit and Silicone Cap options) to ensure comfortable and secure wear.

OPERATING INSTRUCTIONS

1. Touch Controls

The Monster N-Lite 203 AirLinks earbuds feature intuitive touch controls on each earbud for managing audio playback and calls.

Action	Function
Single Tap	Play/Pause music, Answer/End call
Double Tap (Right Earbud)	Next Track
Double Tap (Left Earbud)	Previous Track
Triple Tap (Right Earbud)	Volume Up

Action	Function
Triple Tap (Left Earbud)	Volume Down
Long Press (2 seconds)	Activate Voice Assistant (Siri, Google Assistant, etc.)
Long Press (2 seconds) during incoming call	Reject Call

2. Audio Performance

Experience Pure Monster Sound with immersive stereo audio. The earbuds are equipped with powerful 10mm drivers and a unique digital audio processor, enhancing sound reproduction with rich details and zero distortion. Qualcomm apt-X high-definition audio decoding further restores audio fidelity.



Image: An exploded diagram of the Monster N-Lite 203 AirLinks earbud, showcasing its internal components including the 10mm driver and Bluetooth 5.3 chip, illustrating the technology behind its superior Hi-Fi stereo and deep bass sound.

Pure Monster Sound

Excellence inside out



Image: A woman enjoying music while wearing the Monster N-Lite 203 AirLinks earbuds, symbolizing the "Pure Monster Sound" experience.

3. Call Quality

Each earbud is equipped with a built-in microphone to ensure crystal-clear calls. The advanced Bluetooth 5.3 technology, supporting HID, HFP, A2DP, and AVRCP profiles, contributes to stable call connections.



Built-in Mic & Clear Call



Built in MEMS
microphone in
each bud ensures
a clear call

Image: A man wearing a Monster N-Lite 203 AirLinks earbud, with visual cues indicating the built-in microphone and clear call capabilities.

4. Water Resistance

The earbuds are designed with an IPX6 water-resistant rating, making them suitable for various activities such as running, exercising, gym workouts, and outdoor use, even in light rain or during sweating. They are not intended for submersion in water.

MAINTENANCE

- **Cleaning:** Regularly clean the earbuds and charging case with a soft, dry, lint-free cloth. Do not use harsh chemicals or abrasive materials.
- **Ear Tips:** Remove and clean the ear tips periodically to prevent wax buildup, which can affect sound quality.
- **Storage:** When not in use, store the earbuds in their charging case to protect them and keep them charged. Store in a cool, dry place away from extreme temperatures.
- **Avoid Water:** While IPX6 rated, avoid prolonged exposure to water or submersion. Dry the earbuds thoroughly if they get wet before placing them back in the charging case.

TROUBLESHOOTING

Problem	Possible Solution
Earbuds not pairing	<ul style="list-style-type: none">◦ Ensure earbuds are charged.◦ Turn off and on Bluetooth on your device.◦ Place earbuds back in case, close lid, then open again to re-enter pairing mode.◦ Forget the device in your Bluetooth settings and try pairing again.
No sound or low volume	<ul style="list-style-type: none">◦ Check device volume and earbud volume.◦ Ensure earbuds are properly connected to your device.◦ Clean ear tips and earbud mesh to remove any obstructions.◦ Try resetting the earbuds (refer to Quick Start Guide for specific reset instructions if available).
Charging case not charging	<ul style="list-style-type: none">◦ Ensure USB-C cable is securely connected to both the case and power source.◦ Try a different USB-C cable or power adapter.◦ Check if the charging port is clean and free of debris.
Intermittent connection	<ul style="list-style-type: none">◦ Ensure you are within the Bluetooth range (up to 15m/33ft).◦ Avoid physical obstructions between the earbuds and your device.◦ Minimize interference from other wireless devices.

SPECIFICATIONS

Feature	Detail
Model Name	Monster N-Lite 203 AirLinks
Connectivity Technology	Wireless (Bluetooth)
Bluetooth Version	5.3
Bluetooth Range	Up to 15m (33 feet)
Audio Driver Type	Dynamic Driver (10mm)
Frequency Range	20 Hz to 20,000 Hz
Battery Life (Earbuds)	Approx. 8 Hours (single charge)
Total Playtime (with Case)	Up to 30 Hours
Charging Time (Case)	Approx. 2 Hours
Charging Port	USB-C
Water Resistance Level	IPX6
Control Type	Touch Control

Feature	Detail
Earbud Weight	Approx. 3.85g (0.1oz) per earbud
Included Components	Earbuds, USB-C Charging Cable, Quick Start Guide

OFFICIAL PRODUCT VIDEO

Your browser does not support the video tag.


Video: An official product video showcasing the features and design of the Monster N-Lite 203 AirLinks Wireless Earbuds, including their elegant coating, Bluetooth 5.3, Pure Monster Sound, comfortable fit, and long playback time.

WARRANTY AND SUPPORT

For warranty information and customer support, please refer to the Quick Start Guide included in your package or visit the official Monster website. Keep your proof of purchase for warranty claims.
For further assistance, you may contact Monster customer service directly.

© 2025 Monster. All rights reserved.

Documents - Monster – Monster N-Lite 203 AirLinks



[Monster N-Lite 203 Airlinks Quick Start Guide](#)

A concise guide to setting up and using the Monster N-Lite 203 Airlinks wireless earbuds, covering pairing, controls, and basic functions.

lang:it score:24 filesize: 572.76 K page_count: 1 document date: 2024-11-18