

Manuals+

[Q & A](#) | [Deep Search](#) | [Upload](#)

manuals.plus /

> [Inateck](#) /

> [Inateck Tablet Keyboard, Ultra-Slim, AI Function, 7-Color Backlight, Compatible with iPad 10/9/8, Air, 12.9"/ 11"/ 10.5" Pro, Mini 7/6/5, Supports Windows, iPad OS, Android, iOS](#)

Inateck KB01104NEW1-G-US2

Inateck Tablet Keyboard User Manual

MODEL: KB01104NEW1-G-US2

1. Introduction

Thank you for choosing the Inateck Tablet Keyboard. This ultra-slim, feature-rich keyboard is designed to enhance your productivity across multiple operating systems, including Windows, iPad OS, Android, and iOS. It features an AI function, a 7-color backlight, and a large, responsive touchpad. This manual provides detailed instructions for setup, operation, maintenance, and troubleshooting to ensure you get the most out of your device.



Image: The Inateck Tablet Keyboard showcasing its backlit keys and integrated touchpad.

2. Key Features

- **Ultra-Slim & Premium Material:** Weighing only 340g and with a thickness of just 6mm, this keyboard is highly portable. It is crafted from ultra-fiber fabric, providing a non-slip, dustproof, and skin-friendly surface.



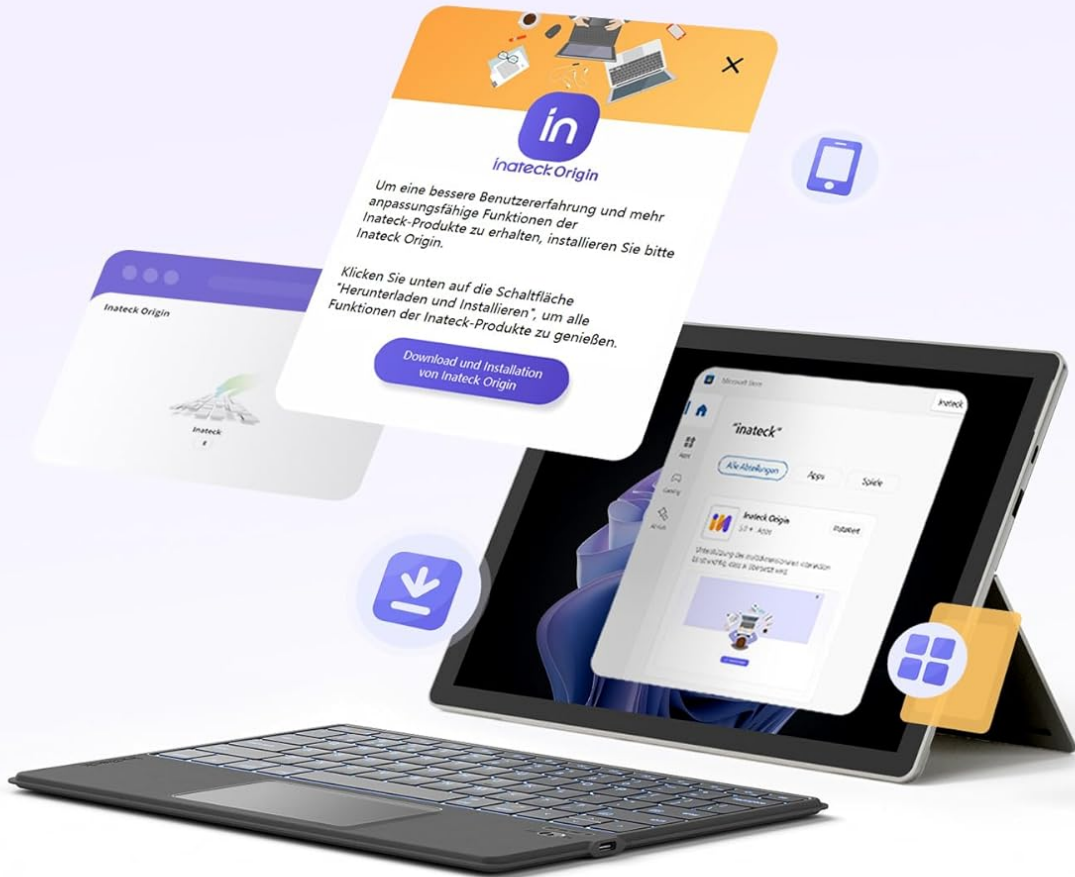
Image: A close-up view highlighting the premium microfiber fabric and slim design of the keyboard.

- **Supports Inateck APP:** The Inateck Origin APP facilitates data transfer between different Windows devices. This feature allows for quick office file storage, photo backup, and software migration without relying on cloud storage or external hard drives.



Keyboard with APP

Smarter & Easier(App: inateck Origin)



✓ windows

Image: The Inateck keyboard displayed alongside a screen showing the Inateck Origin application interface.

- **Supports AI Model:** Activate the Inateck APP via FN+R to access various AI functions directly within the app, such as pop-up translation and AI-powered Q&A. The APP is continuously updated with new features.



Powerful Trackpad

Palm Rejection



Multi-touch Gestures



Image: A visual representation of the keyboard's AI function, showing text translation and AI dialogue features.

- **Larger Touchpad and Keys:** The 2024 upgraded version features a 55x105mm large touchpad with an anti-mistouch function for improved accuracy. The 18mm large keycaps and 1.4mm ultra-short key travel provide comfortable and responsive typing.

Press **FN+R** to Wake AI Model

AI Smart Responses and Instant Translation
(Please download "Inateck Origin" in advance)

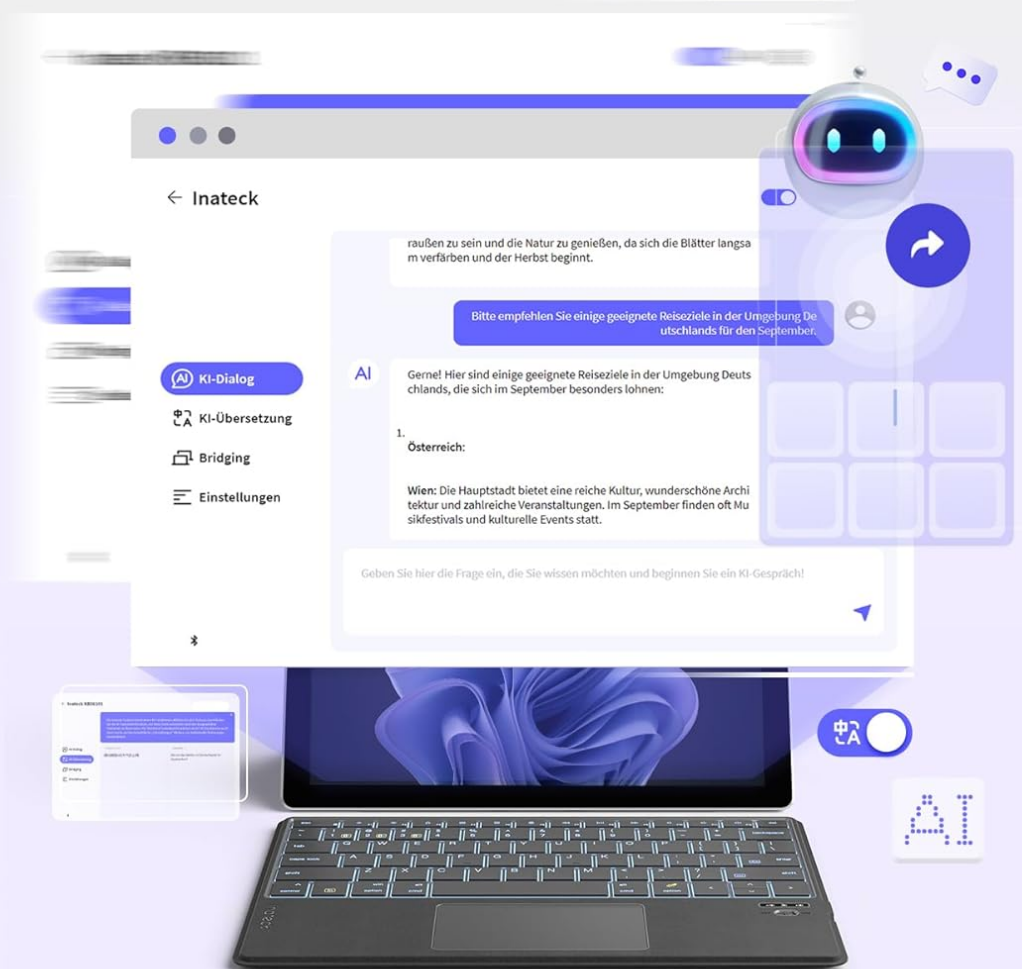


Image: A hand demonstrating the use of the large, responsive touchpad on the Inateck keyboard.

- **Multi-Device & Multi-System:** With 3 Bluetooth channels, the keyboard supports simultaneous connection to 3 devices, allowing seamless switching. It is compatible with Windows, iPad OS, Android, and iOS, automatically recognizing your device's system.



Connect to 3 devices simultaneously

Switch effortlessly with FN+1/2/3



Image: The keyboard shown with icons representing simultaneous connection to a tablet, iPhone, PC, and laptop.

3. Setup Guide

3.1 Initial Pairing

1. Ensure the keyboard is charged.
2. Turn on the keyboard using the power switch located on the side.
3. Press and hold the **Fn** key along with one of the Bluetooth channel keys (**1**, **2**, or **3**) for 3-5 seconds until the corresponding indicator light flashes rapidly. This indicates pairing mode.
4. On your device (tablet, phone, computer), go to Bluetooth settings and search for available devices.
5. Select "Inateck Keyboard" or a similar name from the list.
6. Follow any on-screen prompts to complete the pairing process. The indicator light will stop flashing once

connected.

3.2 Switching Between Devices

To switch between paired devices, simply press **Fn** + the corresponding channel key (**1**, **2**, or **3**) for the desired device. The keyboard will automatically connect to the selected device if it's within range and Bluetooth is enabled.

4. Operating Instructions

4.1 Backlight Control

The keyboard features a 7-color backlight with 3 levels of brightness. Use the dedicated backlight keys (often **Fn** + **light icon** or similar) to cycle through colors and adjust brightness levels.



Image: The keyboard displaying its vibrant 7-color backlight feature.

4.2 Trackpad Gestures

The large touchpad supports various multi-touch gestures for enhanced navigation. The keyboard also features palm rejection technology to prevent accidental inputs.

Special for Windows Devices

Inateck Bridging Function, 1S Data Migration

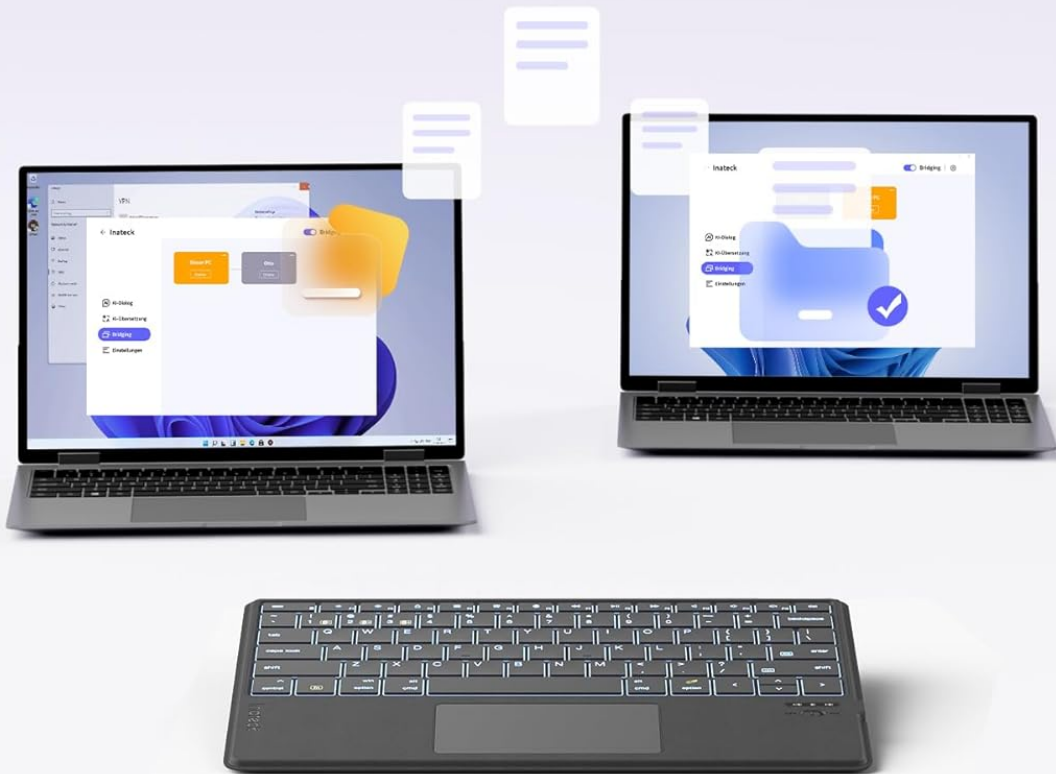


Image: Illustrations demonstrating palm rejection and various multi-touch gestures supported by the trackpad.

4.3 AI Functions (via Inateck APP)

To utilize the AI features, ensure the Inateck Origin APP is installed on your Windows device. Press **Fn + R** to activate the AI model within the app. This allows for instant translation and AI-powered Q&A.



Image: Examples of AI smart responses and text translation features available through the Inateck Origin app.

4.4 Windows Bridging Function

The Inateck Bridging function allows for seamless data migration between Windows devices. Connect both devices to the KB01104 keyboard, then use the Bridging feature within the Inateck Origin APP to transfer files quickly.

Text Translation

Supports translation into seven languages

Step 1 Select the text

Step 2 Press FN+R

Step 3 Get the translation results

Image: A visual guide demonstrating the three steps to use the Inateck Bridging function for data transfer between Windows devices.

4.5 Official Product Video

Your browser does not support the video tag.

Video: An official product video from Inateck showcasing the features and functionality of the Tablet Keyboard KB01104, including its AI capabilities, multi-device connectivity, and design.

5. Maintenance

To ensure the longevity and optimal performance of your Inateck Tablet Keyboard, follow these maintenance guidelines:

- **Cleaning:** Use a soft, dry, lint-free cloth to wipe the keyboard and touchpad. For stubborn dirt, slightly dampen the cloth with water or a mild cleaning solution. Avoid excessive moisture.

- **Storage:** Store the keyboard in a cool, dry place away from direct sunlight and extreme temperatures.
- **Avoid Liquids:** Do not expose the keyboard to liquids. In case of spills, immediately power off the keyboard and allow it to dry completely before use.
- **Handle with Care:** Avoid dropping the keyboard or subjecting it to strong impacts.

6. Troubleshooting

If you encounter issues with your Inateck Tablet Keyboard, refer to the following common problems and solutions:

- **Keyboard not connecting via Bluetooth:**
 - Ensure the keyboard is powered on and fully charged.
 - Make sure Bluetooth is enabled on your device.
 - Put the keyboard into pairing mode (Fn + 1/2/3 until indicator flashes).
 - Forget the device from your device's Bluetooth settings and try pairing again.
 - Restart both the keyboard and your device.
- **Keys not responding or typing incorrectly:**
 - Check if the keyboard is properly connected to your device.
 - Ensure the battery is not low.
 - Try restarting the keyboard and your device.
 - Verify that the correct input language/keyboard layout is selected on your device.
- **Touchpad not working or unresponsive:**
 - Ensure the touchpad is not accidentally disabled (check for a function key combination that toggles the touchpad).
 - Clean the touchpad surface.
 - Restart the keyboard and your device.
 - For Windows devices, ensure the Inateck Origin APP is updated, as it may affect touchpad functionality.
- **Backlight not working:**
 - Ensure the keyboard is powered on and has sufficient battery.
 - Press the backlight control keys (Fn + light icon) to cycle through brightness levels and colors.

7. Specifications

Feature	Specification
Brand	Inateck

Model Number	KB01104NEW1-G-US2
Item Weight	11.2 ounces (approx. 317.5g)
Product Dimensions (LxWxH)	11.38 x 7.56 x 0.24 inches (approx. 28.9 x 19.2 x 0.6 cm)
Batteries	1 Lithium Ion battery (included)
Connectivity Technology	Bluetooth
Keyboard Description	Multi Functional
Special Features	Lightweight, Backlit, AI Function, Trackpad
Number of Keys	78
Keyboard Layout	QWERTY
Compatible Operating Systems	Windows, iPad OS, Android, iOS

8. Warranty and Support

Inateck products are manufactured to the highest quality standards. This product is covered by a limited warranty from the date of purchase. For detailed warranty information, technical support, or customer service inquiries, please refer to the official Inateck website or contact their customer support team directly. Please retain your proof of purchase for warranty claims.