

Moultrie EDGE 2 PRO (MMC-14125)

Moultrie Edge 2 Pro Cellular Trail Camera

Model: EDGE 2 PRO (MMC-14125) | **Brand:** Moultrie

INTRODUCTION

The Moultrie Edge 2 Pro Cellular Trail Camera is an advanced outdoor surveillance device designed for capturing high-resolution photos and videos of wildlife. Featuring nationwide 4G LTE auto-connect technology, on-demand control, and AI-powered false trigger elimination, this camera provides reliable and efficient monitoring. This manual provides comprehensive instructions for setting up, operating, maintaining, and troubleshooting your Moultrie Edge 2 Pro camera to ensure optimal performance.



Image: The Moultrie Edge 2 Pro camera shown alongside three smartphone screens displaying the Moultrie Mobile app interface, highlighting its remote management capabilities.

KEY FEATURES

- **High-Resolution Imaging & Video:** Captures stunning 40MP photos and 1440p HD video with audio for crisp, detailed footage.
- **Extended Night Vision & Detection Range:** 100-foot detection range and low-glow infrared flash provide discreet, high-quality nighttime imaging.
- **Live Aim Camera Preview via App:** Instantly align your camera's field of view with real-time visual feedback to your smartphone.
- **Remote On Demand Control:** Use the Moultrie Mobile App to trigger the camera remotely, update settings, or check camera health.
- **AI False Trigger Elimination:** Reduces false triggers and extends battery life by identifying specific species like Bucks, Does, Turkey, and Humans.
- **Multi-Mode Capture Options:** Customize surveillance with Timelapse, Multi-Shot, or Motion-Triggered capture modes.
- **8GB Built-In Memory + Unlimited Cloud Backup:** Seamlessly manage and access content without the need for SD cards.
- **Auto Connect Technology:** Automatically detects and connects to the strongest nationwide network in your area.



Image: The Moultrie Edge 2 Pro camera highlighting its core specifications: 40MP image resolution, 1440p QHD video with sound, 100ft

PACKAGE CONTENTS

Upon unboxing your Moultrie Edge 2 Pro, please ensure all the following components are present:

- Moultrie Edge 2 Pro Camera Body
- Battery Tray
- Easy Aim Mount
- Mounting Strap

SETUP GUIDE

1. Battery Installation

The Moultrie Edge 2 Pro operates on battery power. To install batteries:

1. Open the camera housing latch.
2. Locate the battery tray.
3. Insert the required number of AA batteries (not included) into the tray, ensuring correct polarity (+/-).
4. Slide the battery tray back into the camera until it clicks securely into place.
5. Close the camera housing latch.

2. Mounting the Camera

Proper camera placement is crucial for effective monitoring. The camera includes an Easy Aim Mount and a strap for tree mounting.

- **Tree Mounting:** Use the provided strap to secure the camera to a tree. Thread the strap through the slots on the back of the camera and around the tree, then tighten.
- **Easy Aim Mount:** Attach the Easy Aim Mount to the camera. This mount allows for precise angle adjustments to optimize your field of view.
- **Optimal Height:** Mount the camera approximately 3-4 feet (0.9-1.2 meters) off the ground, facing the area you wish to monitor.



Image: A person securing the Moultrie Edge 2 Pro camera to a tree using the included mounting strap, demonstrating the initial setup process.

3. App Installation and Connectivity

The Moultrie Edge 2 Pro requires the Moultrie Mobile App for full functionality and remote control.

1. **Download the App:** Search for "Moultrie Mobile" in your smartphone's app store (iOS or Android) and install it.
2. **Create Account:** Open the app and follow the prompts to create a new Moultrie Mobile account or log in if you already have one.
3. **Add Camera:** Within the app, select the option to add a new camera. Follow the on-screen instructions to connect your Edge 2 Pro. The camera's Auto Connect Technology will automatically detect and connect to the strongest available nationwide 4G LTE network.
4. **Live Aim:** Utilize the Live Aim feature during setup to preview the camera's field of view in real-time on your smartphone, ensuring optimal positioning.



Image: A user interacting with the Moultrie Mobile app on a smartphone while holding the Edge 2 Pro camera, illustrating the app-guided setup process.

4. Initial Power On

Once batteries are installed and the camera is mounted, power it on. The camera will attempt to connect to the cellular network. Monitor the signal strength indicator on the camera or via the app to confirm successful connection.

OPERATING INSTRUCTIONS

1. Capture Modes

The Moultrie Edge 2 Pro offers several capture modes, configurable via the Moultrie Mobile App:

- **Motion-Triggered:** Captures photos or videos when motion is detected within the camera's detection range.
- **Multi-Shot:** Takes multiple photos in quick succession after a single trigger event.
- **Timelapse:** Captures images at set intervals, useful for monitoring large areas over time.

2. Remote Control via Moultrie Mobile App

The Moultrie Mobile App serves as your central control hub for the camera:

- **On Demand Control:** Remotely trigger the camera to take a photo or video at any time.
- **Settings Adjustment:** Change camera settings (e.g., capture mode, resolution, delay) from anywhere.
- **Camera Health Check:** Monitor battery life, signal strength, and memory status.
- **Image & Video Viewing:** Access and review captured photos and videos directly from the app.



Image: A visual representation of the Moultrie Mobile App's comprehensive features, including remote settings, game planning, interactive maps, species recognition, weather data, and unlimited cloud storage, forming an app-controlled hunt ecosystem.

3. AI Features

The Edge 2 Pro incorporates advanced AI for enhanced performance:

- **False Trigger Elimination:** AI helps reduce unwanted captures, saving battery life and data.
- **Species Recognition:** The AI can identify and tag specific animals (e.g., bucks, does, turkey) and even humans, allowing you to filter and focus on relevant images.

4. Data Management

The camera features 8GB of built-in memory and integrates with unlimited cloud backup via the Moultrie Mobile App. This ensures your photos and videos are securely stored and accessible without the need for physical SD cards.

MAINTENANCE

1. Battery Replacement

Regularly check the battery level via the Moultrie Mobile App. Replace batteries when indicated to ensure continuous operation. Always use fresh, high-quality AA batteries.

2. Cleaning

Keep the camera lens, IR flash, and motion sensor clear of dirt, dust, and debris. Use a soft, lint-free cloth for cleaning. Avoid abrasive materials or harsh chemicals.

3. Storage

When not in use for extended periods, remove batteries from the camera. Store the camera in a cool, dry place away from direct sunlight and extreme temperatures.

TROUBLESHOOTING

Issue	Possible Cause	Solution
Camera not powering on	Dead or incorrectly installed batteries	Replace with fresh batteries, ensuring correct polarity.
No images/videos captured	Incorrect settings, sensor blocked, out of range	Check app settings (capture mode, delay). Ensure sensor is clear. Verify detection range.
Poor image/video quality	Dirty lens, low light, camera movement	Clean the lens. Ensure adequate lighting or proper night vision settings. Securely mount the camera.
No cellular connection	Weak signal, network issue, data plan expired	Relocate camera to an area with better signal. Check Moultrie Mobile data plan status.
Excessive false triggers	Vegetation movement, AI settings	Clear vegetation from detection area. Adjust AI sensitivity or species recognition settings in the app.

SPECIFICATIONS

Feature	Detail
Effective Still Resolution	40 MP
Video Capture Resolution	1440p
Night Vision Range	100 Feet
Detection Range	100 Feet
Connectivity Technology	Cellular (4G LTE), Bluetooth
Internal Memory	8 GB Flash Memory
Power Source	Battery Powered (AA batteries)





Feature	Detail
Controller Type	Moultrie Mobile App
Mounting Type	Tree Mount
Dimensions (LxWxH)	4.2 x 3.6 x 5.5 inches
Weight	0.9 Pounds
Color	Khaki
Material	Plastic
Special Features	Motion Sensor, Night Vision, Waterproof

WARRANTY AND SUPPORT

The Moultrie Edge 2 Pro Cellular Trail Camera comes with a **2-year manufacturer warranty** from the date of activation through the Moultrie Mobile app. This warranty covers defects in materials and workmanship under normal use. For technical support, warranty claims, or additional assistance, please visit the official Moultrie website or contact their customer service department. Refer to the packaging or the Moultrie Mobile App for specific contact details and support resources.

© 2024 Moultrie. All rights reserved.

Related Documents

	<p>Moultrie M-999i Digital Game Camera User Manual and Instructions</p> <p>Comprehensive guide to the Moultrie M-999i Digital Game Camera, covering setup, features, capture modes, settings, specifications, and troubleshooting. Learn how to use your trail camera effectively.</p>
	<p>Moultrie M-990i Digital Game Camera User Manual</p> <p>This user manual provides comprehensive instructions for the Moultrie M-990i Digital Game Camera, covering setup, operation, capture modes, software integration, and technical specifications.</p>
	<p>Moultrie PREMISE TRACE Digital Surveillance Camera User Manual and Setup Guide</p> <p>Comprehensive user manual for the Moultrie PREMISE TRACE Digital Surveillance Camera, covering setup, operation, capture modes, specifications, and accessories. Learn how to install, configure, and use your trail camera effectively.</p>
	<p>Moultrie M-1100i Digital Game Camera User Manual and Specifications</p> <p>Comprehensive guide to the Moultrie M-1100i Digital Game Camera, covering setup, features, capture modes, viewing images, accessories, and specifications.</p>

