

WUNIAK T70

WUNIAK Soft Silicone Protective Case for Teclast T70 14-inch Tablet User Manual

1. INTRODUCTION

This manual provides comprehensive instructions for the WUNIAK Soft Silicone Protective Case, designed specifically for the Teclast T70 14-inch Tablet. It covers installation, usage, maintenance, and product specifications to ensure optimal protection and functionality for your device.



Image 1.1: Overview of the WUNIAK Soft Silicone Protective Case for Teclast T70 Tablet.

2. COMPATIBILITY

This protective case is exclusively designed for the **Teclast T70 14-inch Tablet Model**. It is not compatible with any other tablet models. Please verify your tablet's model number before attempting installation to ensure a proper fit and full functionality.

3. SETUP AND INSTALLATION

Follow these steps to correctly install your Teclast T70 tablet into the WUNIAK protective case:

1. Ensure your Teclast T70 tablet is clean and free of dust or debris.
2. Gently align one side of your tablet with the corresponding edge of the silicone case.
3. Carefully press the tablet into the case, working your way around the edges until all corners are securely seated within the silicone frame.
4. Verify that all ports, buttons, and camera lenses align perfectly with the case's precise cutouts.

FULL ACCESS TO ALL FEATURES **(CAMERAS, SPEAKER, PORTS AND BUTTONS)**



Camera



Precise Cutouts

Image 3.1: The case features precise cutouts for full access to the tablet's camera, speakers, ports, and buttons.

4. OPERATING THE STAND FEATURE

The WUNIAK protective case includes an integrated adjustable stand for enhanced usability. This stand allows for various viewing angles, making it convenient for different activities.

- **To deploy the stand:** Locate the kickstand on the back of the case. Gently pull the stand outwards until it clicks into an open position.
- **To adjust the angle:** The stand offers multiple adjustable positions. Carefully push or pull the stand to achieve your desired viewing angle.
- **To retract the stand:** Push the stand back into its recessed slot on the case until it lies flat and secure.

MULTIPLE ADJUSTABLE ANGLES

- Adjustable height



Image 4.1: The adjustable stand provides multiple viewing angles for various uses.



Image 4.2: The case facilitates various activities such as entertainment, work, study, and shared viewing.

5. MAINTENANCE AND CARE

To maintain the appearance and protective qualities of your silicone case, follow these simple care instructions:

- **Cleaning:** Use a soft, damp cloth with mild soap and water to gently wipe down the case. Avoid harsh chemicals or abrasive cleaners, as these can damage the silicone material.
- **Drying:** Allow the case to air dry completely before re-installing your tablet.
- **Storage:** When not in use, store the case in a cool, dry place away from direct sunlight to prevent material degradation.

6. TROUBLESHOOTING

- **Case does not fit:** Ensure your tablet is indeed the Teclast T70 14-inch model. This case is specifically designed for this model only.
- **Stand feels loose:** Check that the stand is fully extended and locked into one of its designated positions. If it still feels loose, ensure no debris is obstructing its mechanism.
- **Buttons are difficult to press:** Verify that the tablet is correctly seated within the case and that the case's button covers are aligned with the tablet's physical buttons.

7. PRODUCT SPECIFICATIONS

Key features and specifications of the WUNIAK Soft Silicone Protective Case:

- **Compatible Device:** Teclast T70 14-inch Tablet
- **Material:** Non-toxic, shock-absorbing soft silicone
- **Protection:** Full-body protection, thickened corners for enhanced drop resistance
- **Features:** Integrated adjustable stand, precise cutouts for ports and camera, slim fit, lightweight design
- **Color:** Rose Red
- **Form Factor:** Case
- **Item Weight:** 3.52 ounces
- **Manufacturer:** WUNIAK


STRONBG DROP RESISTANT

THICKENED CORNER
FULL-ROUND PROTECTION




Image 7.1: The case features thickened corners for full-round drop protection.

MATERIAL BODY INTRODUCTION




LIGHT AND BREATHABLE



ALL-INCLUSIVE FALL RESISTANT



FLEXIBLE AND HARMLESS



HOLDER FUNCTION

Image 7.2: Introduction to the material body, emphasizing its protective and functional attributes.

SOFT SILICONE MATERIAL

SLIM AND LIGHTWEIGHT, SUITABLE FOR
ADULTS AND KIDS. FEATURES SOFT SILICON BACK
ABSORBING ACCIDENTAL BUMP



Image 7.3: The soft silicone material is slim, lightweight, and flexible, providing comfort and protection.





8. CUSTOMER SUPPORT



For any questions, technical assistance, or customer service inquiries regarding your WUNIAK Soft Silicone Protective

Case, please contact the manufacturer or your retailer. We are committed to providing timely support and excellent customer service.



Related Documents - T70

	<p>T70 Smart Sport Watch User Manual</p> <p>This user manual provides instructions for the T70 Smart Sport Watch, covering setup, features, app connection, and troubleshooting. Learn how to use your smartwatch for fitness tracking, notifications, and calls.</p>
	<p>T70 Smartwatch Product Specification</p> <p>Detailed product specifications for the T70 smartwatch, highlighting its 1.72-inch HD display, Bluetooth calling, comprehensive health monitoring (HR, SpO2, blood pressure), various sport modes, and compatibility with both iOS and Android devices via the Dafit app. Includes technical specifications like chipset, memory, battery, and dimensions.</p>
	<p>T70 Smartwatch Specification Sheet</p> <p>Detailed specifications for the T70 smartwatch, including features like dual-mode Bluetooth calling, health monitoring (heart rate, blood oxygen, sleep), sports modes, and app compatibility. Covers product parameters, chip, battery, screen, and available languages.</p>
	<p>KAVAN Smart PRO T70 Dual Battery Switch: Features and Operation</p> <p>Discover the KAVAN Smart PRO T70 Dual battery switch, an advanced device for RC models offering dual battery management, telemetry expander, and touch switch functionality. Learn about its features, specifications, and configuration options.</p>

 <p>Philips Respironics CoughAssist T70</p>	<p>Philips Respironics CoughAssist T70 User Manual</p> <p>User manual for the Philips Respironics CoughAssist T70, detailing its intended use for airway clearance, setup, operation, therapy modes, maintenance, and troubleshooting for patients with ineffective coughs.</p>
 <p>FM TRANSMITTER FOR CAR</p> <p>Service Email address: support@lencent.info</p> <p>USER MANUAL</p>	<p>Lencent FM Transmitter for Car User Manual - Bluetooth 5.0, QC3.0 & PD Charging</p> <p>Comprehensive user manual for the Lencent FM Transmitter for Car. Features Bluetooth 5.0, QC3.0 and PD fast charging, multiple light modes, and U disk playback. Includes instructions, specifications, and safety information.</p>