

OSCAL OSCAL MARINE 2(12+64) Incassable

OSCAL MARINE 2 Rugged Smartphone User Manual

Model: OSCAL MARINE 2(12+64) Incassable

INTRODUCTION

The OSCAL MARINE 2 is a robust and high-performance rugged smartphone designed for demanding environments and active lifestyles. It features an 11000mAh battery, Android 15 with Gemini AI 2.0, a 6.56-inch HD+ 90Hz display, and advanced durability certifications. This manual provides essential information for setting up, operating, maintaining, and troubleshooting your device to ensure optimal performance and longevity.



Figure 1: OSCAL MARINE 2 Rugged Smartphone, showcasing its durable design and display.

SETUP

What's in the Box

- OSCAL MARINE 2 Indestructible Phone 2025 x 1
- USB Charging Cable x 1
- Smartphone Protective Case x 1

- SIM Card Pin x 1

Initial Charging

Before first use, it is recommended to charge the device for at least 30 minutes. Use the provided USB charging cable and a compatible power adapter (not always included) to charge the 11000mAh battery. The device supports 18W fast charging.



Figure 2: Illustration of the 11000mAh mega battery and 18W fast charging capability.

SIM Card and Storage Installation

The OSCAL MARINE 2 supports dual SIM cards and expandable storage up to 2TB via a TF card. Locate the SIM card slot on the side of the device. Use the provided SIM card pin to open the tray. Insert your Nano-SIM cards and/or TF card into the designated slots, ensuring correct orientation. Close the tray securely.

First Boot and Setup Wizard

Press and hold the power button to turn on the device. Follow the on-screen instructions to complete the initial setup. This includes selecting your preferred language, connecting to a Wi-Fi network, and setting up your Google account. You may also have the option to transfer data from a previous device.

OPERATING INSTRUCTIONS

Android 15 and DokeOS 4.1

Your OSCAL MARINE 2 runs on DokeOS 4.1, based on Android 15, offering a smooth and intuitive user experience. Key features include:

- **Personalization:** Large folders, Health App, new color contrast settings.
- **Privacy:** System Manager, partial screen recording & sharing, sensitive notifications.
- **Convenience & Efficiency:** Workspace App, EasyShare App (77x faster than wireless BT), APP Pairs, Atomized Memory 2.0 (9% more RAM available).



Figure 3: Overview of Android 15-based DokeOS 4.1 features for personalization, privacy, and efficiency.

Unlocking Your Device

The device supports multiple unlocking methods:

- **Fingerprint Unlock:** The fingerprint sensor is integrated into the power button for quick and secure access. You can register up to five fingerprints.
- **Face Unlock:** Use the front camera for convenient facial recognition.
- **PIN/Pattern/Password:** Standard Android security options.



Figure 4: Visual representation of Face Unlock and Fingerprint Unlock functionalities.

Glove Mode 2.0

For use in cold weather or industrial environments, activate Glove Mode 2.0. This feature enhances touch sensitivity, allowing you to operate the touchscreen accurately even while wearing gloves.

BATTERY MANAGEMENT

The OSCAL MARINE 2 is equipped with a large 11000mAh battery, providing extended usage times. It supports 18W fast charging for quick power-ups and 5W reverse charging to act as a power bank for other devices.

- **Usage Times:** Up to 18 hours video playback, 12.5 hours gaming, 21 hours web browsing, 45 hours music, 43 hours calling, and 1104 hours (46 days) standby.
- **Reverse Charging:** Connect another device via a USB-C to USB-C cable (or appropriate adapter) to charge it from your OSCAL MARINE 2.



Figure 5: Visualizing 18W fast charging and 5W reverse charging capabilities.

DURABILITY AND PROTECTION

The OSCAL MARINE 2 is built to withstand harsh conditions, certified with military standard MIL-STD-810H and IP68/IP69K ratings.

- **Waterproof:** Submersible up to 1.5 meters for 30 minutes.
- **Dustproof:** Fully protected against dust ingress.
- **Drop-resistant:** Withstands drops from up to 1.2 meters.
- **Durable Panda Glass:** The display is protected by Panda Glass, offering enhanced scratch and crack resistance.
- **Underwater Camera:** Utilize the dedicated underwater camera mode for capturing photos and videos in aquatic environments.



Figure 6: The OSCAL MARINE 2 meets MIL-STD-810H, IP68, and IP69K standards for all-weather protection.



Figure 7: Features like underwater camera, Glove Mode 2.0, and durable Panda Glass enhance usability and protection.

DISPLAY AND AUDIO

Experience immersive visuals and clear audio with your device:

- **6.56-inch HD+ IPS Display:** Enjoy vivid colors and sharp details with a resolution of 720 x 1612.
- **90Hz Smart Refresh Rate:** Provides a smooth visual experience, especially noticeable during scrolling and gaming.
- **Eye-friendly Modes:** Three modes (Reading Mode, Night Light, Dark Mode) are available to protect your eyes during prolonged use.
- **Smart-K Box Speaker:** Delivers powerful and immersive sound for media consumption.

Impermeabile fino a 1,5 m di profondità per 30 minuti



Figure 8: The 6.56-inch HD+ display with 90Hz refresh rate provides a smooth and immersive viewing experience.

PERFORMANCE AND STORAGE

The OSCAL MARINE 2 is powered by an Octa-core Unisoc T615 chipset, ensuring smooth multitasking and efficient operation.

- **Processor:** Octa-core Unisoc T615 (2x A75 1.8GHz + 6x A55 1.6GHz).
- **RAM:** Up to 12GB RAM (4GB physical + 8GB expansion), providing 25% faster response speed.
- **Internal Storage:** 64GB.
- **Expandable Storage:** Supports up to 2TB via TF card, offering ample space for photos, videos, and applications.



Figure 9: The Unisoc T615 processor and extensive storage options ensure smooth performance and ample space.

CAMERA FEATURES

Capture your moments with the AI-enhanced camera system:

- **Rear Camera:** 16MP AI camera.
- **Front Camera:** 8MP AI camera.
- **AI Magic Features:** Includes "Magic Eraser" to remove unwanted objects, sky replacement for dramatic effects, AI portrait blur, AI vertical light, and AI color focus.
- **Video Recording:** Supports Full HD 1080P video recording.

- **Google Lens Integration:** Smart Google Lens allows for intelligent scanning, searching, and exploration directly from your camera.



Figure 10: The 16MP AI rear camera offers various modes for enhanced photography.



Figure 11: Google Lens integration provides smart scanning, searching, and exploration capabilities.

AI FEATURES: GEMINI AI 2.0

The OSCAL MARINE 2 integrates Gemini AI 2.0, your personal AI helper, to simplify daily tasks and enhance interaction:

- **AI Smart Control:** Intelligent voice interaction for various functions.
- **AI Voice-enabled Smart Q&A:** Get precise answers to your questions.
- **AI Text to Image:** Create spectacular images from text descriptions.
- **AI Voice Wake-up:** Activate the service instantly with "Hey, Google".
- **AI Smart Two-way Voice Interaction:** Seamless communication.
- **AI Real-Time Conversation:** Enhanced conversational capabilities.
- **AI Full-Screen Smart Assistance:** Comprehensive AI support across the device.
- **AI Multi-Scenario Empowerment:** AI assistance in professional and educational settings.

Figure 12: Gemini AI 2.0 offers a range of intelligent features for enhanced user interaction.

CONNECTIVITY AND NAVIGATION

Stay connected and navigate with precision:

- **Dual SIM Dual Standby:** Supports two SIM cards for flexible network usage.
- **4G LTE:** Compatible with various 2G, 3G, and 4G bands for reliable cellular connectivity.
- **GPS + GLONASS + Galileo + Beidou:** Multi-mode satellite navigation systems provide precise and reliable positioning.
- **Lightning Fast 5G WiFi:** Enjoy 25% faster download speeds.
- **Advanced Bluetooth 5.2:** Offers 30% faster data transfer speeds for connecting accessories.
- **Multifunctional NFC:** Enables easy mobile payments and quick pairing with other devices.




Figure 13: The device supports multiple global navigation satellite systems for accurate positioning.

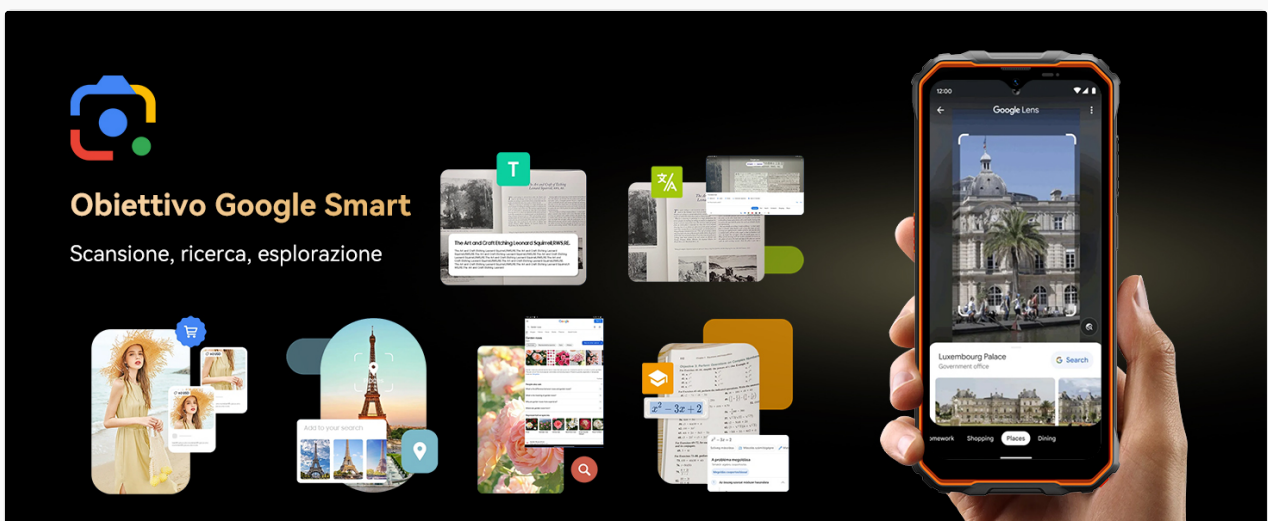


Figure 14: NFC functionality allows for convenient mobile payments and quick device pairing.

MAINTENANCE

To ensure the longevity and optimal performance of your OSCAL MARINE 2, follow these maintenance guidelines:

- **Cleaning:** Regularly wipe the device with a soft, damp cloth. For stubborn dirt, especially after exposure to mud or harsh environments, rinse under clean water and ensure all ports are dry before charging.
- **Port Protection:** Keep the USB-C charging port and SIM card slot covers securely closed when not in use to maintain water and dust resistance.
- **Temperature:** Avoid exposing the device to extreme temperatures (very hot or very cold) for extended periods, as this can affect battery life and internal components.
- **Software Updates:** Regularly check for and install Over-The-Air (OTA) software updates. These updates provide security patches, performance improvements, and new features.
- **Storage Management:** Periodically clear unnecessary files and apps to maintain optimal performance. Utilize the 2TB expandable storage for large media files.

TROUBLESHOOTING

If you encounter issues with your OSCAL MARINE 2, try the following common troubleshooting steps:

Common Issues and Solutions

- **Device Not Turning On:** Ensure the battery is charged. Connect to the charger for at least 30 minutes. If still unresponsive, perform a forced restart by holding the power button for 10-15 seconds.
- **Apps Crashing or Freezing:** Close the problematic app and reopen it. Clear the app's cache and data in Settings > Apps. Ensure the app is updated to the latest version.
- **Slow Performance:** Close background apps. Free up storage space by deleting unnecessary files or uninstalling unused apps. Restart the device.
- **Network Connectivity Issues:** Toggle Airplane Mode on and off. Restart the device. Check if your SIM card is properly inserted. Contact your network provider if the issue persists.
- **Battery Draining Quickly:** Reduce screen brightness. Close power-intensive apps running in the background. Disable unnecessary features like GPS, Bluetooth, or Wi-Fi when not in use. Check battery usage in Settings to identify problematic apps.
- **Touchscreen Unresponsive:** Restart the device. If only parts of the screen are unresponsive, try cleaning the screen. If using Glove Mode, ensure it is enabled or disabled as needed.

Factory Reset

If issues persist, a factory reset may resolve them. **Warning:** A factory reset will erase all data on your device. Back up important data before proceeding. Go to Settings > System > Reset options > Erase all data (factory reset).

SPECIFICATIONS

Feature	Specification
Brand	OSCAL
Model Name	MARINE 2/4GB+64GB Indestructible Phone 2025
Product Dimensions	17.9 x 8.3 x 1.8 cm; 395 grams
Operating System	Android 15 (DokeOS 4.1)
Processor	Unisoc T615 Octa-core (1.6 GHz)
RAM	12 GB (expandable)
Internal Storage	64 GB
Expandable Storage	Up to 2 TB (MicroSD)
Display Size	6.56 Inches
Display Type	LCD HD+ IPS
Resolution	720 x 1600 pixels
Refresh Rate	90 Hz
Rear Camera	16 MP
Front Camera	8 MP
Video Resolution	1080p Full HD
Battery Capacity	11000 mAh (Lithium Polymer)
Charging Time	Approx. 4 Hours (with 18W fast charging)
Connectivity	4G, Wi-Fi (5G), Bluetooth 5.2, NFC, USB Type-C
Navigation	GPS, GLONASS, Galileo, Beidou
Durability	MIL-STD-810H, IP68, IP69K
Additional Features	Gemini AI 2.0, Face ID, Fingerprint Sensor, Glove Mode 2.0, Smart-K Box Speaker

WARRANTY AND SUPPORT

OSCAL is committed to providing high-performance and trendy smart devices. Your OSCAL MARINE 2 smartphone comes with comprehensive support:

- **Two-Year Warranty:** All OSCAL products are backed by a two-year quality warranty, ensuring peace of mind.
- **OTA Updates:** Regular Over-The-Air updates are provided to ensure device security and optimal functionality.
- **Customer Service:** For any product issues, including quality, hardware, network, or operational

concerns, please contact OSCAL's official customer service. Their team aims to respond within 24 hours.

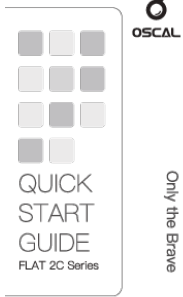
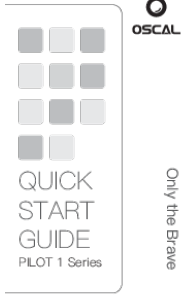
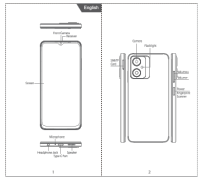
- **Contact Information:** Official Email: amzservice@oscal.hk



Figure 15: OSCAL provides a two-year warranty and dedicated customer support.

Related Documents - OSCAL MARINE 2(12+64) Incassable

	<p>Oscal Marine 1 Series Quick Start Guide</p> <p>A quick start guide for the Oscal Marine 1 Series smartphone, covering setup, basic functions, language settings, SAR information, safety precautions, maintenance, and certification.</p>
	<p>OSCAL C80 Smartphone User Manual and Safety Guide</p> <p>Comprehensive user manual for the OSCAL C80 Smartphone, covering setup, features, safety precautions, and maintenance.</p>
	<p>OSCAL FLAT 2 Quick Start Guide: Setup, Usage, and Safety</p> <p>A comprehensive quick start guide for the OSCAL FLAT 2 smartphone, detailing setup, basic operations, safety precautions, maintenance, and regulatory compliance information.</p>

	<p>OSCAL FLAT 2C Series Quick Start Guide</p> <p>Get started with your OSCAL FLAT 2C Series smartphone. This guide covers initial setup, inserting SIM/TF cards, sending messages, language settings, safety information, maintenance, and CE compliance.</p>
	<p>OSCAL PILOT 1 Series Quick Start Guide - Setup, Safety & Compliance</p> <p>This Quick Start Guide for the OSCAL PILOT 1 Series smartphone provides essential setup instructions, device overview, safety guidelines, maintenance tips, and regulatory information including FCC and CE compliance.</p>
	<p>OSCAL C70 Smartphone User Manual</p> <p>This user manual provides comprehensive instructions for the OSCAL C70 smartphone, covering setup, features, safety guidelines, and maintenance.</p>