

[manuals.plus](#) /

› [DOOGEE](#) /

› [DOOGEE S Cyber Rugged Smartphone Instruction Manual](#)

## DOOGEE S Cyber

# DOOGEE S Cyber Rugged Smartphone Instruction Manual

Model: S Cyber

## 1. INTRODUCTION

---

This instruction manual provides essential information for the safe and efficient operation of your DOOGEE S Cyber Rugged Smartphone. Please read this manual thoroughly before using the device to ensure proper functionality and to maximize its lifespan. The DOOGEE S Cyber is designed for durability, featuring robust construction and advanced mobile technology.



Image 1.1: Front and back view of the DOOGEE S Cyber Rugged Smartphone, highlighting its robust design and camera module.

## 2. SETUP

---

### 2.1 Package Contents

Verify that all items are present in the package:

- DOOGEE S Cyber Phone
- Charging Cable
- Power Adapter
- SIM Ejector Tool
- User Manual (this document)

### 2.2 SIM Card and Storage Card Installation

The DOOGEE S Cyber supports dual SIM cards and expandable storage via a microSD card (up to 1TB).

1. Locate the SIM card tray on the side of the device.
2. Insert the SIM ejector tool into the small hole next to the tray and press firmly until the tray pops out.
3. Carefully pull out the tray.
4. Place your Nano-SIM card(s) and/or microSD card into the designated slots on the tray. Ensure the gold contacts are facing down.
5. Gently push the tray back into the phone until it clicks into place.

## 2.3 Initial Power On and Android 14 Setup

To power on your device for the first time:

1. Press and hold the Power button (usually on the right side) until the DOOGEE logo appears.
2. Follow the on-screen prompts to complete the initial setup, including language selection, Wi-Fi connection, Google account login, and security settings.
3. The device runs on Android 14, offering enhanced privacy and security features.



Image 2.1: Visual representation of the Android 14 operating system interface.

## 3. OPERATING INSTRUCTIONS

### 3.1 Display

The DOOGEE S Cyber features a 6.58-inch FHD+ IPS display with a resolution of 1080 x 2340 pixels.

- **Brightness Adjustment:** Swipe down from the top of the screen to access the quick settings panel and adjust the brightness slider.
- **Screen Timeout:** Navigate to **Settings > Display > Screen timeout** to set the duration before the screen automatically turns off.
- **Dark Theme:** Enable Dark Theme in **Settings > Display** for reduced eye strain in low light conditions.






Image 3.1: The 6.58-inch FHD+ IPS display of the DOOGEE S Cyber, showcasing its visual clarity.

### 3.2 Camera

The device is equipped with a 50MP AI main camera, a 5MP wide-angle camera, and a 16MP front camera.

- **Taking Photos:** Open the Camera app and tap the shutter button.
- **Switching Modes:** Swipe left or right on the camera interface to switch between modes such as Photo, Video, Portrait, Night View, Panorama, and Beauty.
- **AI Enhancements:** The 50MP AI main camera automatically optimizes settings for various scenes.
- **Wide-Angle:** Select the wide-angle option for capturing broader landscapes or group shots.

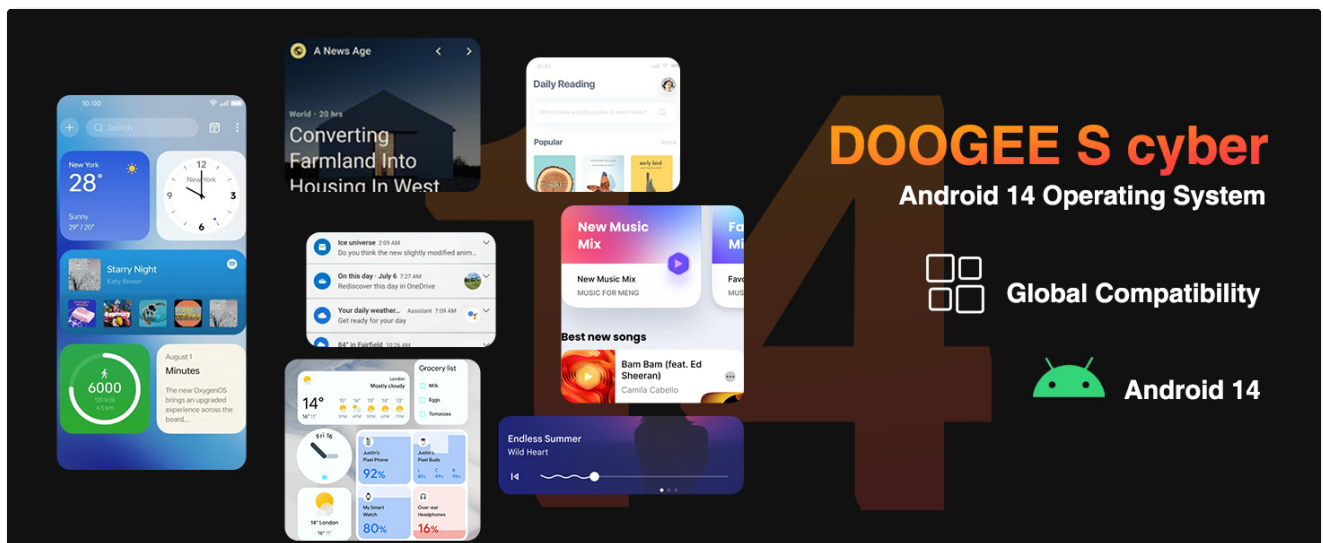


Image 3.2: Overview of the DOOGEE S Cyber's camera system, including the 50MP AI main camera, 5MP wide-angle, and 16MP front camera.

### 3.3 Battery and Charging

The DOOGEE S Cyber is powered by a 10800mAh battery and supports 18W fast charging.

- **Charging:** Connect the provided charging cable to the USB-C port on the phone and the power adapter, then plug into a wall outlet.
- **OTG Reverse Charging:** The device can act as a power bank to charge other compatible devices using an OTG cable (sold separately).
- **Battery Optimization:** To extend battery life, manage background app usage and adjust screen brightness.

# Widevine L1 Support

Your entertainment experience reaches new heights by ensuring safe and immersive playback of premium content



Image 3.3: The 10800mAh battery capacity of the DOOGEE S Cyber, indicating extended usage times.

## 3.4 Memory and Performance

The smartphone features 20GB RAM (8GB physical + 12GB virtual) and 256GB internal storage, expandable up to 1TB with a microSD card. It is powered by an Octa-Core CPU.

- **Storage Management:** Regularly clear unnecessary files and cache to maintain optimal performance.
- **App Management:** Close unused applications running in the background to free up RAM.

## 6.58" FHD+ IPS screen

1080 \* 2408  
resolution

60Hz

20: 9  
aspect ratio

400  
nits



Image 3.4: Illustration of the DOOGEE S Cyber's memory specifications, including 20GB RAM and 256GB ROM.

## 3.5 Connectivity

The device supports 4G cellular networks, Wi-Fi, Bluetooth, NFC, and multiple navigation systems.

- **Cellular Network:** Ensure your SIM card is properly installed and your carrier supports the device's network bands (GSM: B2/3/5/8; WCDMA: B1/2/4/5/8; TDD: B34/38/39/40/41; FDD: B1/2/3/4/5/7/8/18/19/20/25/26/28A/28B/66).
- **Wi-Fi:** Connect to Wi-Fi networks via **Settings > Network & internet > Wi-Fi**
- **Bluetooth:** Pair with Bluetooth devices via **Settings > Connected devices > Bluetooth**.
- **NFC:** Enable NFC for contactless payments and data transfer via **Settings > Connected devices > Connection preferences > NFC**.
- **Navigation:** The phone supports GPS, GLONASS, Galileo, and Beidou for accurate positioning.



### 3.6 Security Features

The DOOGEE S Cyber offers multiple security options to protect your data.

- **Face Unlock:** Register your face via **Settings > Security & privacy > Device unlock > Face unlock**
- **Side-Fingerprint Unlock:** Register your fingerprint(s) using the side-mounted sensor via **Settings > Security & privacy > Device unlock > Fingerprint unlock**.
- **PIN/Pattern/Password:** Set up a traditional unlock method as a backup.



Image 3.5: Depiction of the DOOGEE S Cyber's security options, including face unlock and fingerprint unlock.

## 4. MAINTENANCE

The DOOGEE S Cyber is built to be rugged, with IP68/IP69K dust and waterproof ratings and MIL-STD-810H certification for shock resistance.

- **Water and Dust Resistance:** Ensure all port covers are securely closed to maintain water and dust resistance. Avoid prolonged submersion beyond specified depths and durations.
- **Cleaning:** Use a soft, damp cloth to clean the device. Avoid harsh chemicals or abrasive materials.
- **Temperature:** Operate the device within recommended temperature ranges to prevent damage to the battery and internal components.
- **Impact Protection:** While rugged, extreme impacts can still cause damage. Handle with care.



Image 4.1: Visual representation of the DOOGEE S Cyber's IP68/IP69K and MIL-STD-810H certifications, indicating its ruggedness.

## 5. TROUBLESHOOTING

If you encounter issues with your DOOGEE S Cyber, refer to the following common solutions:

Problem	Possible Solution
Device not powering on	Ensure the battery is charged. Connect to the charger for at least 15 minutes, then try powering on again.
Poor network signal	Check SIM card installation. Verify carrier compatibility with the device's network bands. Move to an area with better coverage. Restart the device.
Battery drains quickly	Reduce screen brightness, close background apps, disable unused features like Wi-Fi, Bluetooth, GPS when not needed. Check for app updates.
Apps crashing or freezing	Clear the app's cache ( <b>Settings &gt; Apps &gt; [App Name] &gt; Storage &amp; cache &gt; Clear cache</b> ). Update the app. If the problem persists, uninstall and reinstall the app.
Touchscreen unresponsive	Restart the device. If unresponsive, force restart by holding the Power button for approximately 10-15 seconds.

If these steps do not resolve the issue, please contact DOOGEE customer support.

## 6. SPECIFICATIONS

Detailed technical specifications for the DOOGEE S Cyber Rugged Smartphone:

Feature	Specification
Model Name	S Cyber
Operating System	Android 14
CPU Model	MediaTek Kompanio 800T (Octa-Core)
RAM	20 GB (8GB physical + 12GB virtual)
Internal Storage	256 GB
Expandable Storage	Up to 1 TB via microSD card
Screen Size	6.58 Inches
Resolution	1080 x 2340 (FHD+ IPS)
Main Camera	50 MP AI Camera
Wide-Angle Camera	5 MP
Front Camera	16 MP
Battery Capacity	10800 mAh
Charging	18W Fast Charging, OTG Reverse Charging
Cellular Technology	4G (Dual SIM)
Connectivity	Wi-Fi, Bluetooth, NFC




Feature	Specification
Navigation	GPS, GLONASS, Galileo, Beidou
Security	Face Unlock, Side-Fingerprint Unlock
Durability Ratings	IP68/IP69K (Water & Dust), MIL-STD-810H (Shock)
Item Weight	1.32 pounds
Dimensions	7.56 x 4.09 x 2.24 inches (Package)

## 7. WARRANTY AND SUPPORT


The DOOGEE S Cyber Rugged Smartphone comes with a 2-year warranty. Additionally, a 30-day no-questions-asked refund policy is offered.

- **Warranty Claims:** For warranty service, please retain your proof of purchase. Contact DOOGEE customer support through their official website or the retailer where the device was purchased.
- **Technical Support:** For further assistance or technical inquiries, visit the official DOOGEE support page or contact their customer service team.
- **Online Resources:** Additional information, FAQs, and software updates may be available on the official DOOGEE website: [www.doogee.cc](http://www.doogee.cc)

### Related Documents - S Cyber

	<p><a href="#">DOOGEE S61 / S61 PRO Rugged Industrial Smartphone - Technical Specifications</a></p> <p>Explore the detailed technical specifications of the DOOGEE S61 and S61 PRO rugged industrial smartphones. Learn about their Helio G35 processor, 6.0" IPS HD+ display, advanced camera systems (including SONY IMX350), 5180mAh battery, and robust IP68/IP69K/MIL-STD-810H durability.</p>
	<p><a href="#">DOOGEE eSIM Functions Quick Guide</a></p> <p>Learn how to download, switch, delete, and top up eSIMs on your DOOGEE smartphone with this comprehensive quick guide. Covers step-by-step instructions and important cautions.</p>
	<p><a href="#">DOOGEE Tablet User Manual</a></p> <p>User manual for the DOOGEE tablet, covering setup, messaging, language settings, safety, and maintenance.</p>





[DOOGEE Shoot 1 Smartphone Overview and Specifications](#)

A comprehensive overview of the DOOGEE Shoot 1 smartphone, detailing its key specifications, camera features, connectivity options, dimensions, and package contents. Includes essential battery safety warnings.



[DOOGEE N55 Smartphone Specifications and Features](#)

Detailed specifications for the DOOGEE N55 smartphone, including display, camera, processor, battery, connectivity, dimensions, and package contents. Learn about its Android 14 OS, 13MP AI main camera, and 5150mAh battery.



**User Manual**  
Thanks for choosing DOOGEE products



Scan the QR code  
for more function information

[DOOGEE S61 Series User Manual](#)

User manual for the DOOGEE S61 Series smartphone, providing essential information on setup, safety, and features.