

[manuals.plus](#) /

- › [Berrcom](#) /
- › [Berrcom Rechargeable Digital Thermometer AET-F372 User Manual](#)

Berrcom AET-F372

Berrcom Rechargeable Digital Thermometer User Manual

Model: AET-F372 | Brand: Berrcom

INTRODUCTION

The Berrcom AET-F372 Digital Thermometer is designed for quick and accurate temperature measurement for both adults and children. Its advanced sensory probe provides reliable readings in less than 15 seconds. This manual provides essential information for the proper setup, operation, and maintenance of your thermometer.



The Berrcom AET-F372 Digital Thermometer and its sleek packaging.

WHAT'S IN THE BOX

Upon opening your Berrcom AET-F372 package, you should find the following components:

- 1 x Electronic Thermometer
- 1 x Storage Case (also functions as charging station)
- 1 x Instruction Manual
- 1 x Quick Guide
- 2 x AAA Batteries (included for the charging case)



All components included with your Berrcom AET-F372 Digital Thermometer.

FEATURES


The Berrcom AET-F372 Digital Thermometer is equipped with several features to ensure ease of use and accuracy:

- **Quick Readings:** Provides accurate results in less than 15 seconds.
- **Magnetic Rechargeable Storage Case:** Lightweight (only 5g) thermometer with a charging storage case for convenience and portability.
- **LED Screen:** Clear, large LED display for easy readings day or night, featuring a beep alarm, last memory display, and automatic shutdown.
- **IPX65 Waterproof Design:** Allows for easy cleaning with water or medical alcohol.
- **Vibration Alert:** Provides tactile feedback upon completion of measurement.
- **Last Memory Record:** Automatically displays the last temperature data upon power-on to track temperature trends.

EASY TO USE

± 0.01

High Accuracy
0.01°F



Storage
Charging



IPX65
Waterproof



Auto Off



Vibration Alert

98.24°F

Last Memory
Record



Overview of the Berrcom AET-F372's user-friendly features.

WEIGHS ONLY 5 GRAMS EASY TO MEASURE BABY'S ARMPIT TEMPERATURE



- ✗ Mercury thermometers contain mercury and are at risk of breaking and leaking.
- ✗ Conventional electronic thermometers produce results in 3 minutes
- ✗ Babies refuse to wait

The large LED display ensures clear temperature readings, even at night.

SETUP

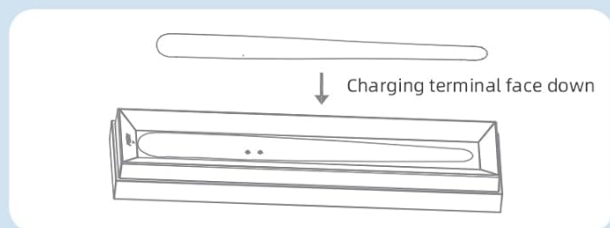
Before first use, ensure the charging case has batteries installed (2 AAA batteries, included). The thermometer itself is rechargeable via the case.

1. **Insert Batteries into Charging Case:** Open the battery compartment of the storage case and insert 2 AAA batteries, ensuring correct polarity.
2. **Charge Thermometer:** Place the thermometer into the charging storage case with the charging terminals facing down. The indicator light on the case will blink to show it is charging.
3. **Remove Thermometer:** When ready to use, gently press the thermometer near the display to remove it from the case. It will vibrate and flash, indicating it is ready for measurement.

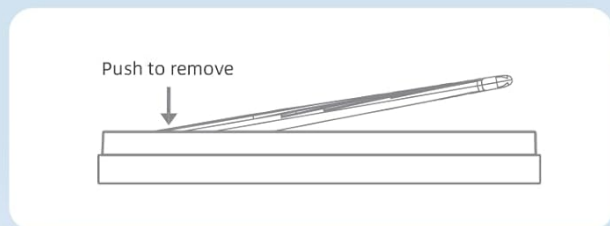
SLIM BODY, HIGH END STORAGE CASE RECHARGEABLE DESIGN

Put it in the charger, ready to use,
no need to wait in emergency situations

THERMOMETER ACCESS



After measurement,
place the thermometer in the charging case
with the charging terminals facing down



When you need to use the thermometer,
gently press the thermometer near the
display to remove it



The thermometer charges conveniently within its magnetic storage case.



ELECTRONIC THERMOMETER

Magnetic charging compartment
When the machine needs to be charged,
it is put into the storage box,
realizing the integration of storage and charging



The magnetic charging compartment integrates storage and charging.

OPERATING INSTRUCTIONS

The Berrcom AET-F372 thermometer is designed for underarm temperature measurement.

1. **Prepare for Measurement:** Remove the thermometer from its charging case. It will automatically activate and indicate readiness by vibrating and flashing.
2. **Positioning:** Place the metal tip of the thermometer directly under the armpit, ensuring good skin contact. Hold the arm down to secure the thermometer in place.
3. **Wait for Reading:** The thermometer will take a reading in less than 15 seconds. Once complete, it will vibrate three times (two consecutive vibrations each time) to signal the end of the test.
4. **Read Temperature:** The temperature will be displayed clearly on the LED screen. The last measured temperature is automatically displayed when the device is powered on, allowing for easy tracking of trends.

**PICK UP AND TEST, VIBRATION REMINDER
THREE TIMES TWO CONSECUTIVE VIBRATIONS
AT THE END OF THE TEST**



The thermometer provides vibration reminders when the measurement is complete.

COMPACT SIZE

Comes with a storage case
for easy carrying and use



The lightweight design makes it easy to measure a baby's armpit temperature.

MEMORIZE THE LAST TEMPERATURE DATA TO KEEP ABREAST OF TEMPERATURE TRENDS

Automatically displays the last
temperature on power on

98.24°F



The thermometer memorizes the last temperature data for easy tracking of trends.

MAINTENANCE

Proper maintenance ensures the longevity and accuracy of your Berrcom thermometer.

- **Cleaning:** The thermometer features an IPX65 waterproof design, allowing it to be easily wiped with water or cleaned with medical alcohol after or before each use.
- **Storage:** After use and cleaning, place the thermometer back into its magnetic charging storage case. This keeps it charged and protected.
- **Battery Replacement:** When the charging case's batteries are depleted, replace the 2 AAA batteries to ensure continuous charging of the thermometer.



The IPX65 waterproof design allows for easy and hygienic cleaning.

TROUBLESHOOTING

Refer to the table below for common issues and their solutions:

Temperature Value	Display	Prompt/Vibrations
$T < 89.60^{\circ}\text{F}$	Lo °F	Three times two consecutive vibrations:))))))
$89.60 \leq T < 99.50^{\circ}\text{F}$	Measurement data	Three times two consecutive vibrations:))))))
$99.5 \leq T \leq 109.40^{\circ}\text{F}$	Measurement data and the temperature unit is orange	Three times four consecutive vibrations:))))))))
$T > 109.40^{\circ}\text{F}$	Hi °F	Three times two consecutive vibrations:))))))


Error Message	Solution
No respond (Cannot power on)	Please charge the thermometer or replace batteries for charging box
Display during use: Low battery icon	Low battery, please charge the thermometer.
The temperature unit is orange	Low battery, please replace batteries for charging box.
Hi°F	The measurement temperature is higher than 109.40°F.
Lo°F	The measurement temperature is lower than 89.60°F.
Err	Sensor abnormal, contact your retailer.

Error Message	Solution
E^F	The fast measurement is not completed, please remeasure.
"Err" "XX.XX°F"	When the measurement is not completed in the measured mode, "Err" is displayed first, followed by the predicted value.


HYPOTHERMIA HIGH TEMPERATURE ALERT

EASY TO KNOW THE BODY TEMPERATURE STATUS

When the temperature is below 89.60°F
"Lo °F" is displayed with 3 rapid vibrations



When the temperature is above 109.40°F
"Hi °F" is displayed with 3 rapid vibrations



Temperature value	Display	Prompt/Vibrations
$T < 89.60^{\circ}\text{F}$	Lo °F	Three times two consecutive vibrations:))))
$89.60 \leq T < 99.50^{\circ}\text{F}$	Measurement data	Three times two consecutive vibrations:))))
$99.5 \leq T \leq 109.40^{\circ}\text{F}$	Measurement data and the temperature unit is orange	Three times four consecutive vibrations:))))))))))))
$T > 109.40^{\circ}\text{F}$	Hi °F	Three times two consecutive vibrations:))))

Hypothermia and high temperature alerts are clearly displayed.

SOUND AND LIGHT DUAL REMINDERS, MEASURING READINGS WITHOUT WAITING

Three times two consecutive vibrations
at the end of the test



Detailed guide for understanding measurement results and resolving error messages.

SPECIFICATIONS

- **Model Name:** AET-F372
- **Power Source:** Battery Powered (2 AAA batteries for charging case, included)
- **Product Care Instructions:** Wipe Clean
- **Display Type:** LED
- **Outer Material:** Plastic
- **Age Range (Description):** Adult, Kid, Infant, Toddler
- **Color:** White
- **Special Features:** Alarm, Auto Off, Backlit, Fast Refresh, High Accuracy
- **Brand:** Berrcom
- **Manufacturer:** Berrcom
- **First Available:** June 11, 2024
- **Package Dimensions:** 6.5 x 1.81 x 1.34 inches; 5.29 ounces

WARRANTY & SUPPORT

Berrcom is a leading medical thermometer manufacturer committed to health protection. With over 20 years of development in infrared technology and more than 70 technology patents, Berrcom products are sold in over 100 countries and regions worldwide.

For support or inquiries, please refer to the contact information provided with your product packaging or visit the official Berrcom store online.

Trusted Brands



70+
Patents



FDA/MDL/CE/TGA
Certificated



30K+
Customer Reviews



24 Years
Health Protection

Berrcom's commitment to quality and health protection.