

## Tribit StormBox Mini+

# Tribit StormBox Mini+ Portable Bluetooth Speaker User Manual

Model: StormBox Mini+ (BTS33)

## INTRODUCTION

This manual provides essential instructions for the safe and efficient use of your Tribit StormBox Mini+ Portable Bluetooth Speaker. Please read this guide thoroughly before operating the device and retain it for future reference.



**Image:** The Tribit StormBox Mini+ Portable Bluetooth Speaker in black, showcasing its design and waterproof capabilities.

## WHAT'S IN THE BOX

- Portable Bluetooth Speaker
- User Manual
- Charging Cable

## PRODUCT OVERVIEW

Familiarize yourself with the various components and controls of your StormBox Mini+ speaker.

# Dynamic LED Lighting

Enhanced visual experience with rhythmic light effects.



**Image:** Rear view of the Tribit StormBox Mini+ speaker, highlighting the control panel with power, Bluetooth, light, volume, and play/pause buttons, along with AUX and USB-C charging ports.

## Controls and Indicators

- **Power Button:** Press and hold to power on/off.
- **Bluetooth Button:** Press to enter pairing mode.
- **Light Button:** Press to cycle through RGB light modes or turn off lights.
- **Volume Up (+):** Increase volume.
- **Volume Down (-):** Decrease volume.
- **Play/Pause Button (O):** Play/pause music, answer/end calls.

## Ports

- **USB-C Charging Port:** For charging the speaker.
- **AUX Input:** For wired audio connection.

## SETUP

### 1. Charging the Speaker



Before first use, fully charge your StormBox Mini+ speaker. Connect the provided USB-C charging cable to the speaker's charging port and a compatible USB power adapter (not included).

- A full charge takes approximately 2.5 hours.
- The LED indicator will show charging status.

## 12-hour Long-lasting Power

Extended battery life and 2.5-hour fast charging via type-c port.



**Image:** A green Tribit StormBox Mini+ speaker next to a smartphone, illustrating the 12-hour battery life and Type-C charging capability.

### 2. Powering On/Off

- **To Power On:** Press and hold the Power button until the indicator lights up.
- **To Power Off:** Press and hold the Power button until the indicator turns off.

### 3. Bluetooth Pairing

1. Ensure the speaker is powered on and in pairing mode (Bluetooth indicator will flash).
2. On your device (smartphone, tablet, etc.), enable Bluetooth and search for "Tribit StormBox Mini+".
3. Select the speaker from the list to connect. Once connected, the Bluetooth indicator will be solid.
4. The speaker supports Bluetooth 5.4 for stable connection up to 30 meters (100 feet).

# Seamless Bluetooth 5.4 & AAC/SBC Support

Bluetooth 5.4 with AAC & SBC for clear sound and wide compatibility.



**Image:** A stylized image of a Bluetooth 5.4 chip, representing the seamless connectivity and AAC/SBC support of the Tribit StormBox Mini+ speaker.

## OPERATING INSTRUCTIONS

### Audio Playback

- **Play/Pause:** Press the Play/Pause (O) button.
- **Volume Up:** Press the '+' button.
- **Volume Down:** Press the '-' button.
- **Next Track:** Double-press the Play/Pause (O) button.
- **Previous Track:** Triple-press the Play/Pause (O) button.



# Immersive 360° Stereo Sound

Experience rich, room-filling audio from every angle with a left-right acoustic design.



**Image:** A black Tribit StormBox Mini+ speaker placed on an outdoor table, illustrating its immersive 360-degree stereo sound capabilities.

## True Wireless Stereo (TWS) Pairing

You can pair two StormBox Mini+ speakers together for an enhanced stereo sound experience.

1. Ensure both speakers are powered on and not connected to any other Bluetooth device.
2. On one speaker, press and hold the Bluetooth button for 3 seconds until you hear a prompt.
3. The two speakers will automatically connect to each other. Once connected, the main speaker's Bluetooth indicator will flash, and the secondary speaker's indicator will be solid.
4. Connect your device to the main speaker via Bluetooth.

## Custom Equalizer (EQ) and Sound Modes

Customize your audio experience using the Tribit App.

1. Download the "Tribit" app from your device's app store.
2. Connect your StormBox Mini+ speaker to your device via Bluetooth.
3. Open the Tribit app to access EQ settings and choose from 5 preset sound modes.

# Elevate Your Listening Pleasure

Customize your sound with the TRIBIT App!



**Image:** A green Tribit StormBox Mini+ speaker next to a hand holding a smartphone displaying the Tribit app interface for sound customization.

## Dynamic RGB Lighting

The speaker features dynamic LED lighting to enhance your listening experience.

- Press the Light button to cycle through different light modes.
- Press and hold the Light button to turn the lights off.

## Hands-Free Calling

The built-in microphone allows for hands-free calls when connected via Bluetooth.

- **Answer Call:** Press the Play/Pause (O) button.
- **End Call:** Press the Play/Pause (O) button.
- **Reject Call:** Press and hold the Play/Pause (O) button.

## MAINTENANCE

To ensure the longevity and optimal performance of your Tribit StormBox Mini+ speaker, follow these



maintenance guidelines:

- **Cleaning:** Use a soft, dry cloth to clean the speaker's surface. Avoid abrasive cleaners or solvents.
- **Water Exposure:** The speaker is IPX7 waterproof, meaning it can be submerged in up to 1 meter of water for 30 minutes. However, ensure the charging port cover is securely closed before exposure to water. After water exposure, dry the speaker thoroughly before charging.
- **Storage:** Store the speaker in a cool, dry place away from extreme temperatures and direct sunlight.
- **Battery Care:** To preserve battery life, avoid fully discharging the battery frequently. Charge the speaker regularly, even if not in use for extended periods.

## IPX7 Waterproof

No water worries! Keep the fun going indoors and out!



**Image:** A black Tribit StormBox Mini+ speaker floating in a swimming pool and another green speaker partially submerged in water, illustrating its IPX7 waterproof capability.

## TROUBLESHOOTING

If you encounter issues with your Tribit StormBox Mini+, refer to the following common problems and solutions:

### Cannot Pair with Bluetooth Device

- Ensure the speaker is powered on and in Bluetooth pairing mode (flashing blue light).



- Make sure the speaker is within the 30-meter Bluetooth range of your device.
- Turn off Bluetooth on other devices that may be trying to connect to the speaker.
- Try restarting both the speaker and your Bluetooth device.
- Clear the speaker from your device's Bluetooth history and attempt to pair again.

No Sound or Low Volume

- Check the volume levels on both the speaker and your connected device.
- Ensure the speaker is properly connected via Bluetooth or AUX cable.
- If using AUX, ensure the cable is fully inserted and functional.
- Try playing audio from a different source or application.

Speaker Not Charging

- Verify that the USB-C charging cable is securely connected to both the speaker and the power source.
- Ensure the power adapter is working correctly.
- Try using a different USB-C cable or power adapter.
- Make sure the charging port is clean and free of debris.

TWS Pairing Fails

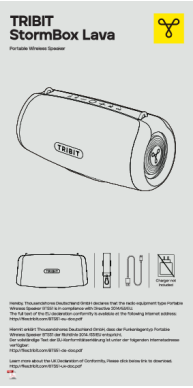



- Ensure both speakers are fully charged and powered on.
- Disconnect both speakers from any other Bluetooth devices before attempting TWS pairing.
- Place the speakers close to each other during the pairing process.
- Follow the TWS pairing steps carefully as outlined in the "Operating Instructions" section.

SPECIFICATIONS

Key technical specifications for the Tribit StormBox Mini+ Portable Bluetooth Speaker (Model BTS33):

Feature	Specification
Model Name	StormBox Mini+
Model Number	BTS33
Speaker Type	Portable Bluetooth Speaker
Output Power	12 Watts
Connectivity Technology	Bluetooth 5.4, Auxiliary
Bluetooth Range	Up to 30 meters (100 feet)
Audio Codecs	AAC, SBC
Water Resistance	IPX7 (Waterproof)
Playtime	Up to 12 hours (at 50% volume, lights off)
Charging Time	Approx. 2.5 hours
Charging Port	USB Type-C



	<p><a href="#">TRIBIT StormBox Lava Portable Wireless Speaker User Manual</a></p> <p>Comprehensive user manual for the TRIBIT StormBox Lava portable wireless speaker, covering setup, controls, pairing, TWS modes, app features, safety precautions, and specifications.</p>
	<p><a href="#">Tribit StormBox Blast 2 Wireless Party Speaker User Manual</a></p> <p>Comprehensive user manual for the Tribit StormBox Blast 2 Wireless Party Speaker, covering charging, power on/off, pairing, stereo mode, party mode, controls, specifications, safety precautions, and FCC statements.</p>
	<p><a href="#">Tribit StormBox Micro 2 Portable Wireless Speaker BTS12 User Manual</a></p> <p>User manual for the Tribit StormBox Micro 2 Portable Wireless Speaker (Model BTS12), covering packing list, product illustration, charging, battery indicator, button functions, Bluetooth connection, party mode, stereo mode, and specifications.</p>
	<p><a href="#">Tribit StormBox Micro User Manual</a></p> <p>User manual for the Tribit StormBox Micro portable wireless speaker (BTS10), covering packing list, product illustration, charging, battery indicators, button functions, and Bluetooth connection. Information regarding the EU Declaration of Conformity is also accessible.</p>

Documents - Tribit – StormBox Mini



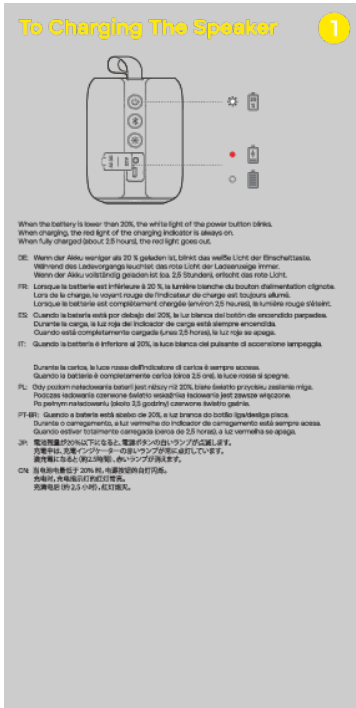
[\[pdf\]](#) User Manual

BTS33 F19 Y 047 1399 User Manual Shenzhen Thousandshores Technology Co Ltd Portable Wireless Speaker 2ALNA 2ALNABTS33 bts33

o Charging The Speaker Power On/Off Pairing 4 ,. , .. ,. \_\_15G ... quired by the radio equipment, and max 6 Watts in order to achie the maximum charging speed TRIBIT StormBox Mini Portable Wireless Speaker y 0 \_ R, the sfokec befoe use Cha genot ,ncluded ...

lang:it score:23 filesize: 547.11 K page\_count: 1 document date: 2024-06-24

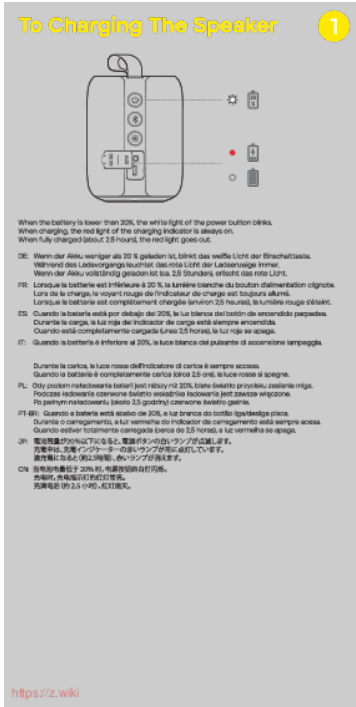




[Tribit StormBox Mini BTS33 Bluetooth Speaker User Manual](#)

User manual for the Tribit StormBox Mini BTS33 Bluetooth speaker, detailing its features like 12W 360° sound, XBass, LED lights, 12-hour playtime, and IPX7 waterproof rating for outdoor use.

lang:it score:20 filesize: 5.92 M page\_count: 8 document date: 2025-01-24



[\[pdf\]](#)

BTS33 240531 Manuale utente Tribit StormBox Mini 12W altoparlante wireless Bluetooth 5.4 suono surround a 360° XBass luci LED 12 ore di waterproof IPX7 Accoppiamento TWS Type C portatile casa esterno viaggi Amazon.it Elettronica C1 gIPhTyRL m media amazon images I |||

<https://z.wiki> <https://z.wiki> <https://z.wiki> <https://z.wiki> <https://z.wiki> <https://z.wiki> <https://z.wiki> ...

lang:it score:17 filesize: 5.91 M page\_count: 8 document date: 2024-08-22

