

Lunix LX28

Lunix LX28 Deep Tissue Massage Gun User Manual

1. PRODUCT OVERVIEW

The Lunix LX28 Deep Tissue Massage Gun is a portable vibration massager designed for targeted muscle relief and recovery. It features adjustable intensity levels and interchangeable massage heads to customize your massage experience.

Key Features:

- **Customizable Massage:** 4 intensity levels and 7 interchangeable massage heads, including a unique acupuncture head.
- **Portable & Lightweight:** Ergonomically designed, weighing under 1 pound for easy handling and portability.
- **Powerful Performance:** High-torque motor delivers up to 7000 RPM for deep tissue vibration.
- **Long Battery Life:** Rechargeable battery with USB-C charging for convenience.
- **Safety Features:** Includes a 10-minute auto shut-off to prevent overuse.



The Lunix LX28 offers 4 intensity levels, reaching up to 7000 RPM, and features a 4000 mAh battery with USB-C charging.



The massage gun is designed to support muscle recovery, pain relief, improved circulation, and reduced muscle stiffness.

2. SAFETY INFORMATION

Please read and understand all safety warnings and instructions before using the Lunix LX28 Deep Tissue Massage Gun. Improper use may result in injury or device damage.

- Avoid excessive pressure during use.
- Do not use on broken skin, open wounds, or areas with recent injuries.
- Do not use for extended periods without breaks. The device has a 10-minute auto shut-off feature to prevent overuse. Always adhere to this feature.
- Keep the massager away from water and heat sources.
- Consult a physician before use if you have any medical conditions, are pregnant, or have a pacemaker.

The device includes an auto shut-off protection feature to prevent overuse.

Legal Disclaimer

Statements regarding dietary supplements have not been evaluated by the FDA and are not intended to diagnose, treat, cure, or prevent any disease or health condition. This product is not a medical device and should not be used as a substitute for professional medical advice or treatment.

3. WHAT'S IN THE BOX & INITIAL SETUP

Before first use, please ensure all components are present and charge the device fully.

Package Contents:

- 1x Lunix LX28 Massage Gun
- 1x Storage Case
- 1x USB-C Charging Cable
- 1x USB Wall Plug

- 7x Interchangeable Massage Heads (including Acupressure Head, Dome Head, Bullet Head, Y-Shaped Head, Convex Head, Dual-Point Head, Flat Head, Ball Head)
- 1x User Manual (this document)



All components included in the Lunix LX28 Deep Tissue Massage Gun package.

Charging Instructions:

1. Connect the USB-C charging cable to the charging port on the bottom of the massage gun.
2. Connect the other end of the USB-C cable to the provided USB wall plug.
3. Plug the wall adapter into a power outlet.
4. The indicator lights on the device will show the charging status. Charge until all lights are solid, indicating a full charge.



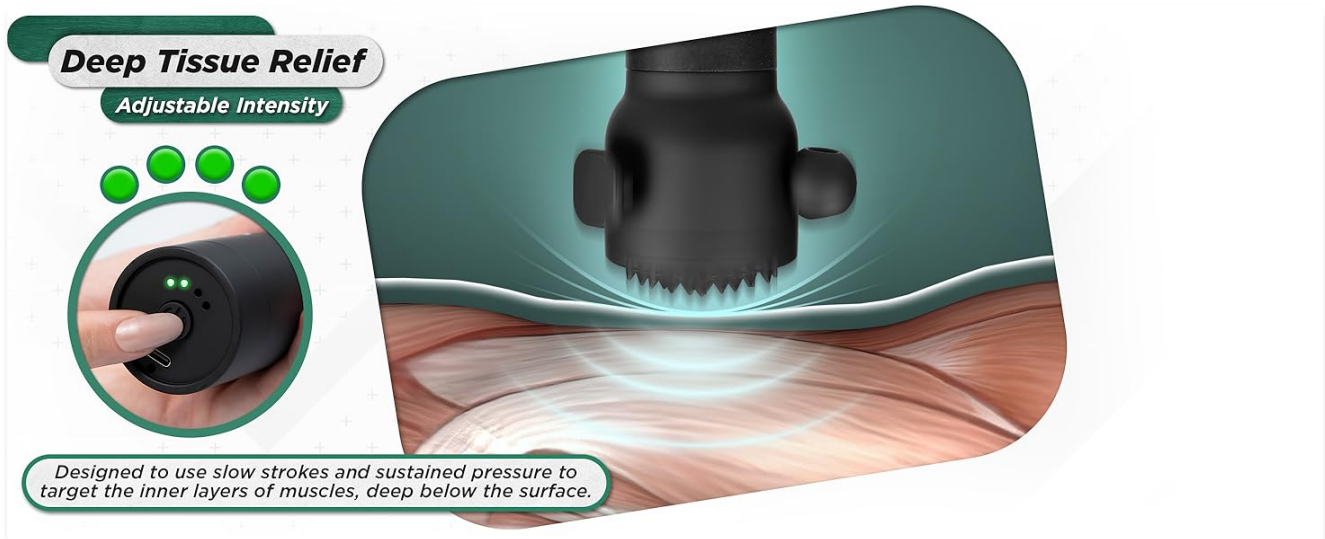
The Lunix LX28 features a convenient USB-C charging port.

4. SPECIALIZED MESSAGE HEADS

The Lunix LX28 comes with 7 interchangeable massage heads designed for various muscle groups and massage types. The device also features an acupressure cap and three fixed heads for versatile use.

Attaching/Changing Heads:

1. Ensure the massage gun is turned off before changing heads.
2. Gently pull the current head off the device.
3. Select the desired massage head and firmly push it into the opening until it is securely in place.



Explore the various massage heads for targeted relief: Dual-Point, Bullet, Flat, Dome, Ball, Y-Shaped, Acupressure Cap, and Convex Head.


5. OPERATING INSTRUCTIONS

Follow these steps for safe and effective use of your Lunix LX28 Deep Tissue Massage Gun.

Powering On/Off & Adjusting Intensity:

1. To power on, press and hold the power button located at the bottom of the device until the indicator lights illuminate.
2. To adjust intensity, press the power button repeatedly to cycle through the 4 intensity levels. The blue indicator lights will show the current level.
3. To power off, press and hold the power button until the lights turn off. The device will also automatically shut off after 10 minutes of continuous use.

Hand Massagers



The power button controls the device and cycles through the 4 intensity levels, indicated by blue lights.

Usage Guidelines:

- Select the appropriate massage head and intensity level for the target body area.
- Apply the massager to the desired muscle group. Keep the massager moving; do not hold it stationary on one spot for too long.
- Use the massager for up to 10 minutes at a time. If further massage is desired, take a 1-minute break before resuming.
- Avoid applying excessive pressure. Let the device's vibration do the work.
- Do not use on bony areas, joints, or the head/face.




US Based Customer Support
(307) 461-9622

Your Wellness is our Priority



The massage gun can be used on various muscle groups, such as the shoulders, for deep tissue relief.



Target leg muscles for post-workout recovery or daily relaxation.

Your browser does not support the video tag.

Official product video demonstrating the features and use of the Lunix LX28 Deep Tissue Massager.

6. MAINTENANCE AND STORAGE

Proper care and storage will extend the life of your massage gun.

Cleaning:

- Ensure the device is turned off and unplugged before cleaning.
- Wipe the main body of the massager with a soft, damp cloth.
- Clean massage heads with a mild soap and water solution, then rinse thoroughly and allow to air dry completely before reattaching or storing.
- Do not use abrasive cleaners or immerse the device in water.

Storage:

- Store the massage gun and all accessories in the provided carrying case when not in use.
- Keep the device in a cool, dry place, away from direct sunlight and extreme temperatures.

Long Battery Life

Intuitive Display

Power Levels

- 50 - 100%
- 25 - 50%
- Under 25%



The power indicator provides real-time updates, so you're always ready for a massage when you need it.



4000 mah
Battery



USB-C
Charging

The compact design and included travel case make the Lunix LX28 easy to store and transport.

7. SPECIFICATIONS

Feature	Specification
Product Dimensions	3.15 x 2.76 x 7.87 inches
Item Model Number	LX28
Item Weight	13.6 ounces
Power Source	USB Rechargeable
Material	ABS Plastic, Silicone
Intensity Levels	4
Max RPM	7000 RPM
Auto Shut-off	10 minutes

8. TROUBLESHOOTING

If you encounter any issues with your Lunix LX28, please refer to the following common troubleshooting tips:

- Device not turning on:** Ensure the device is fully charged. Connect it to the charger and wait for the indicator lights to show a full charge.
- Weak vibration:** Check the battery level. If low, recharge the device. Ensure the massage head is securely attached.
- Unusual noise:** Turn off the device and check if any debris is lodged around the massage head or within the mechanism. If the issue persists, discontinue use and contact customer support.
- Device stops unexpectedly:** The device has a 10-minute auto shut-off feature. This is normal operation. If it

stops before 10 minutes, check the battery level.

For further assistance, please contact Lunix customer support.

9. WARRANTY AND SUPPORT

The Lunix LX28 Deep Tissue Massage Gun comes with a **1-year warranty** from the date of purchase, covering manufacturing defects. Please retain your proof of purchase for warranty claims.

Customer Support:

If you have any questions, require technical assistance, or need to make a warranty claim, please contact our US-based customer support team:

- **Phone:** (307) 461-9622
- **Online User Manual:** https://qrco.de/Lunix_User_Manual

Adjustable Vibration Intensity with the Press of a Button

Acupressure Cap

Auto Shut-off Protection

Massage Head Attachments for a Personalized Experience

Lunix

Your Wellness Is Our Priority
And your Safety too

Our US-based customer support team is available to assist you.