

[Manuals.plus](#) /

> [aowoka](#) /

> Air Tracker Tags User Manual

aowoka F6-DH6-2Black

Air Tracker Tags User Manual

Model: F6-DH6-2Black | Brand: aowoka

PRODUCT OVERVIEW

The aowoka Air Tracker Tags are designed to help you easily locate your valuable items. These MFi Certified Bluetooth trackers work seamlessly with the Apple Find My app on iOS devices, providing a reliable solution for tracking keys, bags, and other personal belongings. Featuring a replaceable battery and IP67 water resistance, they are built for durability and convenience.



Image: Two aowoka Air Tracker Tags, black, with metal keyrings attached. These compact, oval-shaped devices are designed for easy attachment to various items.

SETUP AND PAIRING

Follow these steps to set up your Air Tracker Tag and pair it with your iOS device:

1. **Ensure iOS Compatibility:** Make sure your Apple device (iPhone, iPad, Mac) is updated to iOS 18 or a later version to utilize the full features of the Find My app.
2. **Open Find My App:** On your iOS device, open the pre-installed "Find My" application.

3. **Add New Item:** Navigate to the 'Items' tab within the Find My app. Tap on 'Add Item', then select 'Other Supported Item'.
4. **Follow On-Screen Instructions:** The app will guide you through the pairing process. Ensure your Air Tracker Tag is nearby and powered on. The pairing process is designed to be quick and seamless.

Works with Find My

Base on Apple Find My Network



The image shows an iPhone screen with the Find My app open. The map displays a location marked with a key icon. Below the map, the app shows details for 'X's Keys' located at 'Nanlian Community Yuanyang Main Line Yuanyang Plaza Block 11 Floor 1 101 (Subway Nanlian Station No. A2 Exit), Longgang, Shenzhen, Guangdong'. There are buttons for 'Play Sound' (set to 'Off') and 'Directions'. To the right of the phone is a black, oval-shaped Air Tracker Tag. Below the tag is a graphic of a chip with the text '2025 Upgraded 2nd Generation Chip' and performance metrics: '• 0 Latency' and '• <3M Error'.

Image: An iPhone displaying the Apple Find My app interface, showing a map with a tracker's location. Beside it, an aowoka Air Tracker Tag and a diagram illustrating the "2025 Upgraded 2nd Generation Chip" are visible, emphasizing its compatibility with Apple's network.

OPERATING INSTRUCTIONS

Tracking Your Items

To locate your items, use the Find My app. The app leverages the global Find My network, composed of billions of iOS devices, to help you pinpoint your tracker's location even when it's out of your direct Bluetooth range.

- **Locate Nearby Items:** If your item is within Bluetooth range (up to 60 meters / 200 feet), you can use your phone to trigger the built-in speaker on the Air Tracker Tag. This will emit a sound, making it easier to find misplaced items like

keys under a couch cushion.

- **Worldwide Tracking:** For items further away, the Find My network anonymously relays the location of your tracker to your device, showing its last known position on a map.

Find Your Items Easier

Impressive loud sound to be heard

Di
Di
Di
Di
Di

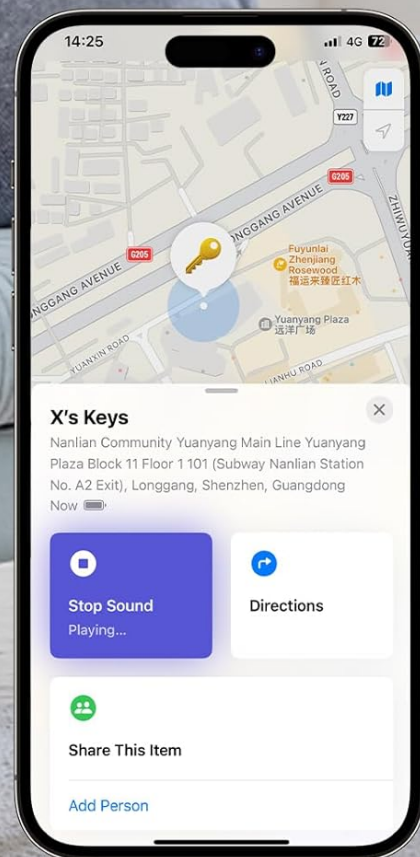


Image: An aowoka Air Tracker Tag is shown on a couch, while an iPhone displays the Find My app with options to "Play Sound" or get "Directions," indicating the ease of locating items by sound.

Worldwide Tracking



Image: An iPhone displaying a map within the Find My app, showing icons for a bicycle, a key, and a backpack, illustrating the capability for worldwide tracking of various items.

Left Behind Remind and Lost Mode

The Air Tracker Tags offer features to prevent loss and aid recovery:

- **Left Behind Remind:** If you leave an item with an Air Tracker Tag behind and it disconnects from your iOS device's Bluetooth, the Find My app will immediately send you a notification, alerting you that the item is missing.
- **Lost Mode:** In the event of a lost item, you can activate "Lost Mode" in the Find My app. You can include your contact information. If another Apple device user comes across your lost item, they can use their device to access your contact information and help return the item. All communication within the Find My network is anonymous and encrypted to protect your privacy.

Left-Behind Remind



"Key" left behind

20mins ago

This item is no longer detected near you.
It was last seen near Home.



Image: An iPhone screen showing a "Left-Behind Remind" notification, indicating that a "Key" (referring to the tracker) is no longer detected nearby, with a blurred background of someone leaving a room.

Activate Anti-Lost Mode

Retrieve owner information through the 'Identify Found Item' function on 'Find My'.



Image: A hand holding an aowoka Air Tracker Tag, while an iPhone displays the "Identify Found Item" screen within the Find My app, showing owner information for a lost tag.

Sharing Your Tracker

You can share your Air Tracker Tag with up to 5 people, allowing friends and family to also track your items. This is useful for shared items like car keys or luggage.

Share Tag With Up to 5 People

Easily Allow Friends and Families to Track Your Items

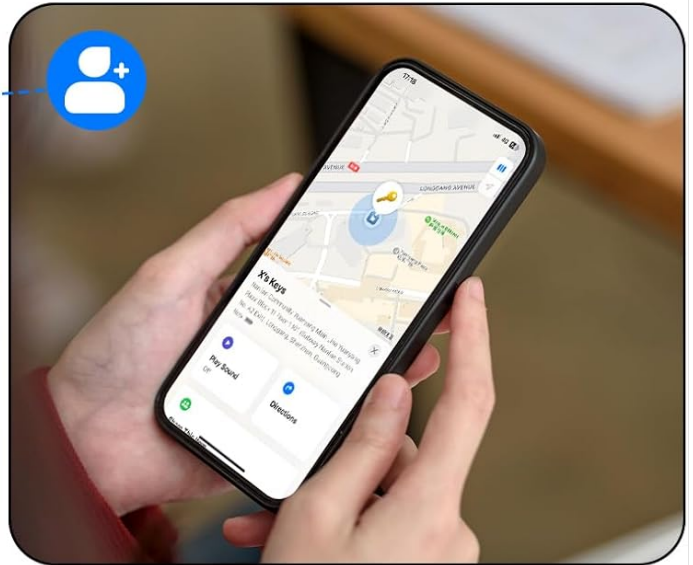

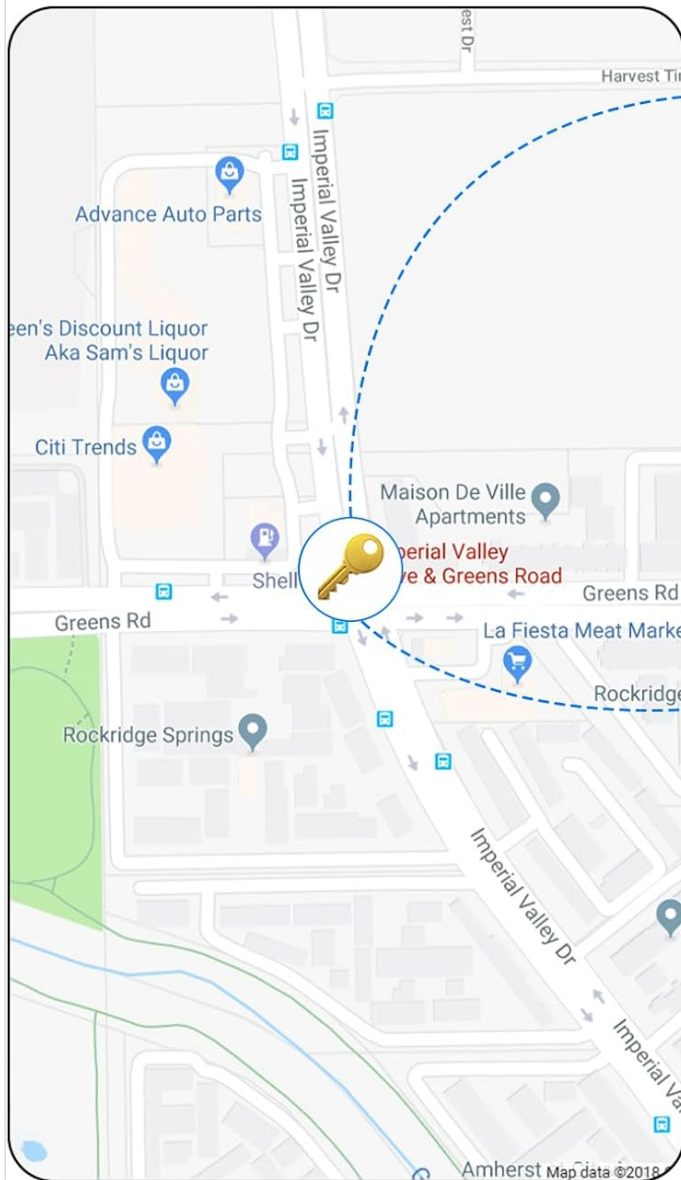


Image: A map displaying a shared tracker location, with two individuals shown separately, each using their phone, illustrating the ability to share tracking access with multiple users.

Versatile Attachment and Portability

The aowoka Air Tracker Tags are designed to be lightweight and compact, making them easy to attach to a variety of items. Their slim profile ensures they won't scratch other belongings.

- **Keys:** Easily attach to your keyring.
- **Wallets & Bags:** Slip into a wallet or attach to a backpack zipper.
- **Luggage:** Secure to suitcase zippers for travel peace of mind.
- **Laptops & Other Devices:** Can be placed in laptop sleeves or cases.



Image: An aowoka Air Tracker Tag attached to the zipper of a black backpack, demonstrating its use for tracking bags.



Image: A white aowoka Air Tracker Tag attached to the zipper of a black suitcase, illustrating its suitability for luggage tracking.



Image: An aowoka Air Tracker Tag partially visible in the pocket of a pair of jeans, highlighting its compact and portable design.

MAINTENANCE

Battery Replacement

The aowoka Air Tracker Tags come with a replaceable CR2032 battery, offering an ultra-long battery life of up to 2 years. When the battery is low, you will be notified via the Find My app.

To replace the battery:

1. Locate the battery compartment on the back of the tracker.
2. Carefully open the compartment using a small tool or coin.
3. Remove the old CR2032 battery.
4. Insert a new CR2032 battery with the positive (+) side facing up.
5. Close the battery compartment securely to maintain IP67 water and dust resistance.

2 Years of Ultra-Long Battery Life

Adopting advanced RF technology to achieve lower power consumption and faster transmission speeds



weTag pro



720 Day

Other



365 Day

Image: A diagram illustrating the replaceable CR2032 battery within the aowoka Air Tracker Tag, highlighting its two-year battery life compared to other trackers.

Water and Dust Resistance

The Air Tracker Tags are rated IP67, meaning they are resistant to dust and can withstand immersion in water up to 1 meter (3.3 feet) for up to 30 minutes. This makes them suitable for outdoor adventures and provides peace of mind in various weather conditions. However, it is not recommended for prolonged submersion or use during swimming.

IP67 Dust Waterproof



Image: Two scenes demonstrating the durability of the aowoka Air Tracker Tag: one showing it splashing in water, and another depicting it on broken concrete, emphasizing its IP67 dust and waterproof rating.

TROUBLESHOOTING

Problem	Possible Cause / Solution
Tracker not pairing with Find My app.	Ensure Bluetooth is enabled on your iOS device. Make sure your iOS device is updated to iOS 18 or later. Check if the tracker's battery is not depleted. Bring the tracker closer to your iOS device during pairing. Restart your iOS device and try again.
Cannot hear sound from tracker.	Ensure the tracker is within Bluetooth range (approx. 60 meters / 200 feet). Check the battery level of the tracker. Verify that the sound function is activated in the Find My app.

Problem	Possible Cause / Solution
Location not updating or inaccurate.	Ensure Location Services are enabled for the Find My app on your iOS device. The tracker relies on the Find My network; location updates depend on nearby iOS devices. Move to an area with more active iOS devices for better location accuracy.
Battery life seems shorter than expected.	Ensure you are using a fresh, high-quality CR2032 battery. Frequent use of the sound feature can slightly reduce battery life. Extreme temperatures can affect battery performance.

SPECIFICATIONS

Model Number: F6-DH6-2Black

Brand: aowoka

Connectivity: Bluetooth

Compatibility: Apple Find My APP (iOS Only)

Battery Type: 1 x CR2032 (included, replaceable)

Battery Life: Up to 2 years

Water & Dust Resistance: IP67 (Dust tight, immersion up to 1m for 30 mins)

Item Weight: 1.44 ounces (approx. 9 grams per tag)

Package Dimensions: 3.94 x 2.83 x 0.55 inches

Material: Plastic

Color: Black

WARRANTY AND SUPPORT

aowoka provides a **2-Year Warranty** for the Air Tracker Tags. If the product fails due to manufacturing defects within this period, it can be replaced with a new product free of charge.

For technical support, warranty claims, or any inquiries, please refer to the contact information provided with your product packaging or visit the official aowoka website. Ensure you have your model number (F6-DH6-2Black) and proof of purchase ready when contacting support.



Image: A graphic badge indicating "Recommended" and featuring a shield icon with "2-Year Warranty," highlighting the product's guarantee.

© 2025 aowoka. All rights reserved.
For more information, visit [aowoka's Amazon Store](#).