

Maycall MC-528

Maycall MC-528 FRS Two-Way Radio Instruction Manual

Model: MC-528 | Brand: Maycall

1. INTRODUCTION

Thank you for choosing the Maycall MC-528 FRS Two-Way Radio. This manual provides essential information for the safe and efficient operation of your new radios. The MC-528 is designed for reliable, long-range communication, featuring a durable build, a 1200mAh rechargeable battery, and hands-free operation with included earpieces. Please read this manual thoroughly before use and retain it for future reference.

2. PACKAGE CONTENTS

Verify that all items listed below are included in your package:

- 4 x MC-528 Walkie Talkies
- 4 x 1200mAh Li-ion Batteries
- 4 x USB Charging Adapters
- 4 x USB Charging Bases
- 4 x Belt Clips
- 4 x Lanyards (String)
- 1 x User Manual
- 4 x Ear Hook Earpieces with Microphones



Figure 2.1: Contents of the Maycall MC-528 4-pack, including radios, batteries, chargers, belt clips, lanyards, and earpieces.

3. PRODUCT OVERVIEW

The Maycall MC-528 is a robust FRS two-way radio designed for clear and reliable communication in various environments. Key features include:

- **License-Free Operation:** Operates on FRS frequencies, requiring no license.
- **Long Range Communication:** Engineered for extended range and strong signal penetration.
- **1200mAh Rechargeable Battery:** Provides up to 24 hours of work time and 30 days standby.
- **Durable Construction:** Built to withstand shocks and vibrations in demanding conditions.
- **Clear Audio:** Features a titanium-coated diaphragm loudspeaker for high-quality sound.
- **Hands-Free Capable:** Includes ear hook earpieces for convenient, hands-free use.
- **Multiple Charging Options:** USB charging base and adapter support various power sources.

LONG RANGE COMMUNICATION



High Power



High Penetration



Large Coverage Area



Call Confidentiality



Figure 3.1: The MC-528 offers long-range communication with high power and penetration, ensuring large coverage and call confidentiality.

CHARGING METHOD



Computer USB charge



Car charger



powerbank



Figure 3.2: The 1200 mAh battery provides 3-4 hours charging time, 24 hours work time, and 30 days standby time.

Titanium Coated Diaphragm Clear Loudspeaker

Clear Communication/Good Sound Quality



Figure 3.3: The MC-528 features durable industrial protection grade construction, designed to be shock and drop resistant.



Figure 3.4: The radio incorporates a titanium-coated diaphragm for a clear loudspeaker, ensuring high-quality audio communication.

4. SETUP GUIDE

4.1 Battery Installation

1. Ensure the radio is powered off.
2. Locate the battery compartment cover on the back of the radio.
3. Slide the cover downwards or unlatch it according to the radio's design.
4. Insert the 1200mAh Li-ion battery, ensuring the contacts align correctly.
5. Replace the battery compartment cover and secure it.

4.2 Charging the Battery

Before first use, fully charge the battery. The charging indicator will show the charging status.

1. Connect the USB charging adapter to a power outlet.

2. Connect the USB cable from the adapter to the charging base.
3. Place the MC-528 radio into the charging base. Ensure the radio is seated correctly. The charging indicator light on the base will illuminate to show charging status (e.g., red for charging, green for fully charged).
4. Charging typically takes 3-4 hours for a full charge.

Safety Note: The charging system includes overcharge, over-voltage, and short-circuit protection. It is not necessary to remove the back clip during charging.

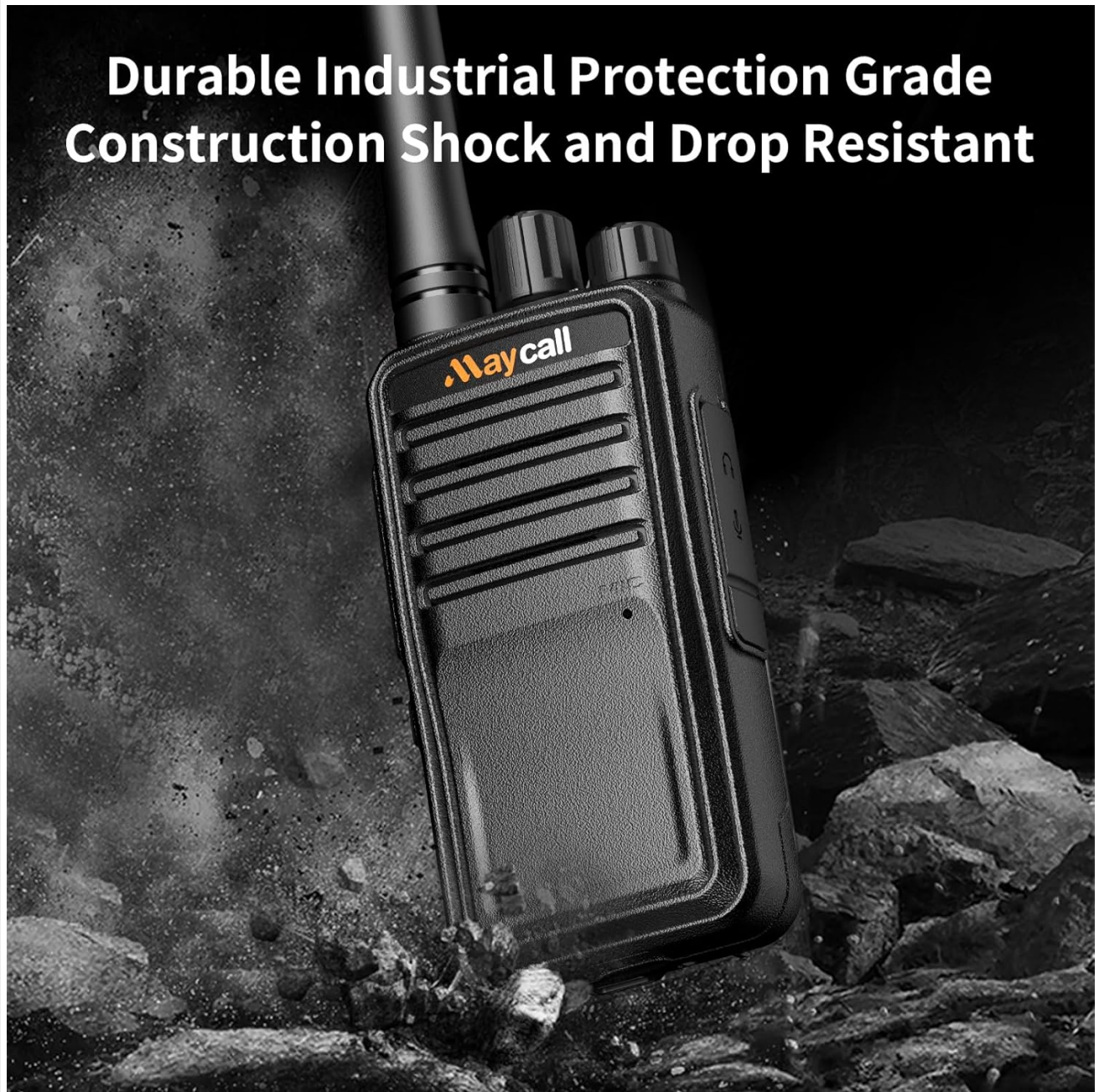


Figure 4.1: The MC-528 can be charged using the provided USB charging base and adapter, or via other USB power sources like a computer or power bank.

4.3 Attaching the Belt Clip


Align the belt clip with the designated slots on the back of the radio and slide it upwards until it clicks into place. To remove, press the release tab and slide the clip downwards.

4.4 Connecting the Earpiece


The MC-528 comes with an ear hook earpiece for private and hands-free communication.

1. Locate the earpiece jack on the side of the radio, usually covered by a rubber flap.
2. Open the rubber flap and firmly insert the earpiece plug into the jack.
3. Adjust the ear hook for a comfortable fit on either your left or right ear.


Suitable for A Wide Range of Scenarios




The collage features four distinct scenes. On the left, a large image shows a construction worker in a white hard hat and high-visibility vest holding a black radio. To the right, three smaller images are stacked vertically: a large blue cargo ship filled with colorful containers sailing on the ocean; a police officer in a blue uniform with a 'GPPLT' patch holding a radio; and a group of people camping at night around a campfire, with one person playing a guitar.




Tornados




Snowstorm




Rainstorm



Fires



Tsunami



Earthquakes

Figure 4.2: The included ear hook earpiece provides clear and secure communication, fitting comfortably on either ear.

5. OPERATING INSTRUCTIONS

5.1 Power On/Off

- To power on, rotate the **Power/Volume Knob** clockwise until you hear a click and the radio announces its channel.
- To power off, rotate the **Power/Volume Knob** counter-clockwise until you hear a click.

5.2 Volume Adjustment

After powering on, continue rotating the **Power/Volume Knob** clockwise to increase the volume, and counter-

clockwise to decrease it.

5.3 Channel Selection

The MC-528 operates on 16 FRS channels. To communicate with another radio, both radios must be set to the same channel and CTCSS/DCS code (if applicable).

- Rotate the **Channel Selector Knob** (usually located next to the antenna) to select the desired channel. The radio will announce the selected channel number.
- Ensure all radios in your group are on the same channel for communication.

5.4 Transmitting and Receiving

- **To Transmit:** Press and hold the **Push-to-Talk (PTT) button** (located on the side of the radio). Speak clearly into the microphone (or earpiece microphone) at a normal volume. Release the PTT button when you finish speaking.
- **To Receive:** Ensure the PTT button is not pressed. The radio will automatically receive transmissions on the selected channel.

5.5 Hands-Free Operation (VOX)

The MC-528 supports VOX (Voice Operated Exchange) for hands-free transmission. When VOX is enabled, the radio will transmit automatically when it detects your voice, without needing to press the PTT button. Refer to the full user manual for detailed instructions on enabling and adjusting VOX sensitivity.

6. MAINTENANCE

6.1 Battery Care

- Fully charge new batteries before first use.
- Avoid overcharging or completely draining the battery, as this can reduce its lifespan.
- If the radio will not be used for an extended period, remove the battery and store it in a cool, dry place.
- Use only Maycall approved batteries and chargers.

6.2 Cleaning

- Wipe the radio's surface with a soft, damp cloth.
- Do not use harsh chemicals, solvents, or abrasive cleaners.
- Ensure the earpiece jack cover is properly sealed when not in use to prevent dust and moisture ingress.

6.3 Storage

Store the radio in a cool, dry environment away from direct sunlight and extreme temperatures.

7. TROUBLESHOOTING

If you experience issues with your Maycall MC-528 radio, refer to the table below for common problems and solutions.

Problem	Possible Cause	Solution
---------	----------------	----------

Problem	Possible Cause	Solution
Radio does not power on.	Battery is low or not installed correctly.	Charge the battery or re-install it, ensuring proper contact.
Cannot transmit or receive.	Incorrect channel selected; PTT button not pressed/released; radio out of range.	Verify both radios are on the same channel. Press PTT to transmit, release to receive. Move closer to the other radio.
Poor sound quality or static.	Low battery; interference; radio too far apart; volume too low/high.	Charge battery. Move away from sources of interference. Adjust volume. Move closer to the other radio.
Limited communication range.	Obstructions (buildings, hills); environmental factors; low battery.	Move to an open area. Ensure battery is fully charged.

8. SPECIFICATIONS

Feature	Detail
Model Number	MC-528
Brand	Maycall
Frequency Range	FRS
Number of Channels	16
Battery Type	1200mAh Li-ion (included)
Charging Time	3-4 hours
Work Time	Up to 24 hours
Standby Time	Up to 30 days
Talking Range Maximum	3 Miles (dependent on terrain and conditions)
Item Weight	6.2 ounces (per radio)
Product Dimensions	1.21 x 2.21 x 7.14 inches
Water Resistance Level	Waterproof
Special Feature	License free, Work out of the box

9. WARRANTY AND SUPPORT






Maycall provides the following warranty for the MC-528 FRS Two-Way Radios:

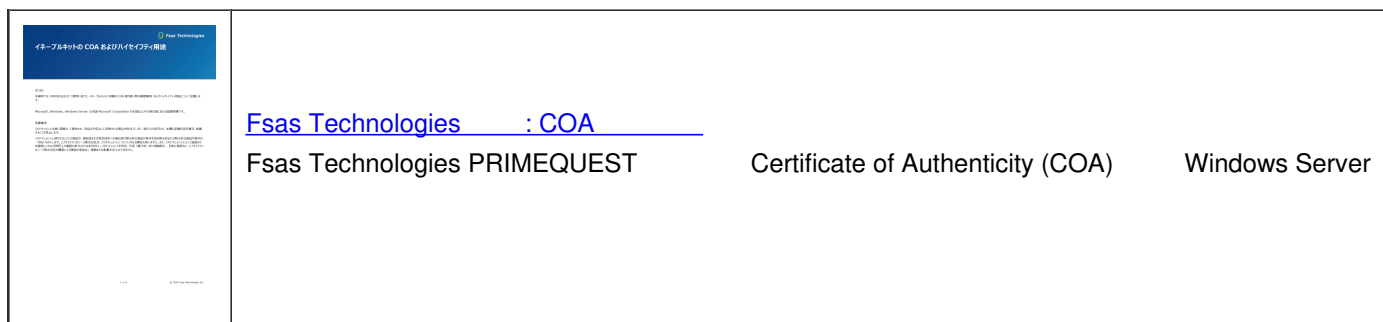
- **Radio Body:** 3-year warranty.
- **Accessories:** 1.5-year warranty.

- **Return Policy:** 45 days no-reason return.

Beyond the warranty period, Maycall offers maintenance services. Buyers are responsible for corresponding costs. For any questions, technical support, or warranty claims, please contact Maycall customer service through Amazon. We aim to respond within 12 hours.

Related Documents - MC-528

	<p>Maycall MC-528 Walkie Talkie User Manual</p> <p>User manual for the Maycall MC-528 FRS walkie talkie, detailing its features, basic operation, specifications, accessories, and warranty information.</p>
	<p>Inspireyes GL-528 Kids Walkie Talkies User Manual</p> <p>Comprehensive user manual for the Inspireyes GL-528 Walkie Talkies for Kids, covering setup, operation, features, technical specifications, and warranty information. Learn how to use your walkie talkies for clear communication.</p>
	<p>Maycall MC-180 Walkie Talkie User Manual - Operation & Specifications</p> <p>Comprehensive user manual for the Maycall MC-180 two-way radio. Learn about basic operation, features like VOX and Scrambler, technical specifications, accessories, and FCC compliance.</p>
	<p>Inspireyes GL-528 Kids Walkie Talkies User Manual</p> <p>Comprehensive user manual for the Inspireyes GL-528 walkie talkies designed for kids. This guide provides detailed instructions on setup, operation, features, technical specifications, safety precautions, and warranty information.</p>
	<p>AWANFI GL-528 Walkie Talkie User Manual</p> <p>Comprehensive user manual for the AWANFI GL-528 walkie talkie, covering features, operation, precautions, and troubleshooting. Learn how to use your two-way radio effectively.</p>



Documents - Maycall – MC-528




[\[pdf\]](#) Agent Authorization

PLEASE PRINT ON COMPANY LETTERHEAD MiCOM Labs Inc QMS Agent Authorization Rev 1 0

Quanzhou Maycal Electronics Technology Co Ltd MC 528 FRS walkie talkie 2BLWIMC 2BLWIMC528 mc

Quanzhou Maycal Electronics Technology Co., Ltd. No. 302, Building 9, U Valley -
Nan an Intelligent ... uangye Avenue, Xiamei Town, Nan an, Fujian, China Product
Name: FRS walkie talkie Model Number s : **MC-528** Product Description: FRS walkie
talkie We authorize MiCOM Labs Inc., 575 Boulder Court, Plea...

lang:en score:31 filesize: 331.26 K page count: 1 document date: 2024-12-06



[\[pdf\]](#)

Microsoft Word Part 2 911 d 7 docx Miranda Lu US Agent for Service of Process v1 4 Quanzhou Maycal Electronics Technology Co Ltd MC 528 FRS walkie talkie 2BLWIMC 2BLWIMC528 mc

Quanzhou Maycal Electronics Technology Co., Ltd. No. 302, Building 9, U Valley -
Nan an Intelligent ... ission Authorization and Evaluation Division 7435 Oakland Mills
Road Columbia, MD 21046 FCC ID:2BLWIMC-528 US Agent Attestation Statement /
Part 2.911 d 7 Quanzhou Maycal Electronics Technology C...

lang:en score:24 filesize: 132.42 K page count: 1 document date: 2024-12-06



[\[pdf\]](#)

APPLICANT S LETTERHEAD Sid Sanders 2 911 d 5 ii CertificationApplicantv1 Quanzhou Maycal Electronics Technology Co Ltd MC 528 FRS walkie talkie 2BLWIMC 2BLWIMC528 mc


Quanzhou Maycal Electronics Technology Co., Ltd. No. 302, Building 9, U Valley -
Nan an Intelligent ... 21046 USA Date: Dec. 05, 2024 Ref: Attestation Statements Part
2.911 d 5 ii Filing FCC ID: 2BLWIMC-528 Quanzhou Maycal Electronics Technology
Co., Ltd. the applicant certifies that, as of the ...

lang:en score:24 filesize: 424.46 K page count: 1 document date: 2024-12-06




[pdf]

APPLICANT S LETTERHEAD Sid Sanders 2 911 d 5 i CertificationEquipmentTypev1 Quanzhou Maycal Electronics Technology Co Ltd MC 528 FRS walkie talkie 2BLWIMC 2BLWIMC528 mc Quanzhou Maycal Electronics Technology Co., Ltd. No. 302, Building 9, U Valley - Nan an Intelligent ... D 21046 USA Date: Dec. 05, 2024 Ref: Attestation Statements Part 2.911 d 5 i Filing FCC ID: 2BLWIMC-528 Quanzhou Maycal Electronics Technology Co., Ltd. the applicant certifies that the equipme... lang:en score:24 filesize: 424.51 K page_count: 1 document date: 2024-12-06



[pdf] Confidentiality Request Letter

Fiona Ffuellenbach FCC Short Long Term Confidentiality Request Rev4 1 Quanzhou Maycal Electronics Technology Co Ltd MC 528 2BLWIMC 2BLWIMC528 mc Quanzhou Maycal Electronics Technology Co., Ltd. No. 302, Building 9, U Valley - Nan an Intelligent ... on 7435 Oakland Mills Road Columbia, MD 21046 USA Subject: Request for Confidentiality FCC ID: 2BLWIMC-528 Date: Dec. 05, 2024 To Whom It May Concern, Pursuant to the provisions of the Commission s ... lang:en score:23 filesize: 223.08 K page_count: 1 document date: 2024-12-06



Maycall MC-528 Walkie Talkie User Manual

User manual for the Maycall MC-528 FRS walkie talkie, detailing its features, basic operation, specifications, accessories, and warranty information. lang:en score:21 filesize: 664.74 K page_count: 2 document date: 2024-12-06

[pdf] User Manual Instructions

MC 558 User manual Quanzhou Maycal Electronics Technology Co Ltd FRS walkie talkie 2BLWIMC 2BLWIMC558 mc MC-558 Walkie Talkie USER S MANUAL STATEMENTS WARNING AND COMPLIANCE STATEMENT FCC Warning Statemen ... Way multi charger Adaptor Adaptor TYPE C Cable Air guided headphone cable Earphone Belt clip MC-528 Radio Package Desk charger 2 units / Adaptor x2 TYPE C Cable Earphone Air guided headph... lang:en score:19 filesize: 551.27 K page_count: 1 document date: 2025-01-13

lang:en score:14 filesize: 2.67 M page count: 35 document date: 2024-12-06




[\[pdf\]](#) Product Photos

Administrator External Photos Quanzhou Maycal Electronics Technology Co Ltd MC 528 FRS walkie talkie 2BLWIMC 2BLWIMC528 mc

□ □ □

lang:en score:14 filesize: 1.57 M page_count: 5 document date: 2024-12-13



[\[pdf\]](#) Product Photos Teardown

Administrator Internal Photos Quanzhou Maycal Electronics Technology Co Ltd MC 528 FRS walkie talkie 2BLWIMC 2BLWIMC528 mc

...

lang:en score:14 filesize: 2.11 M page_count: 6 document date: 2024-12-13

[illegible]

[\[pdf\]](#)

Administrator CALIBRATION DATA Quanzhou Maycal Electronics Technology Co Ltd MC 528 FRS
walkie talkie 2BLWIMC 2BLWIMC528 mc

CALIBRATION DATA PROBE CALIBRATION DATA Page 1 of 24 Page 2 of 24 Page 3 of 24 Page 4 of 24 Page 5 of 24 Page 6 of 24 Page 7 of 24 Page 8 of 24 Page 9 of 24 DAE CALIBRATION DATA Page 10 of 24 Page 11 of 24 Page 12 of 24 DIPOLE CALIBRATION DATA Page 13 of 24 Page 14 of 24...

lang:en score:14 filesize: 3.11 M page_count: 24 document date: 2024-12-06

SAR Test Report

Report No.: AGC02931241010FH01

FCC ID	: 2BULWMC-528
PRODUCT DESIGNATION	: FRS walkie talkie
BRAND NAME	: Magcall
MODEL NAME	: MC-528
APPLICANT	: Qianzhou Magcall Electronics Technology Co., Ltd.
DATE OF ISSUE	: Nov 29, 2024
STANDARD(S)	: IEEE Std. 1528-2013 FCC 47 CFR Part 22.2.1.093 IEEE Std C95.1 –2005
REPORT VERSION	: V1.0

Attestation of Global Compliance(Shenzhen) Co., Ltd.



Any report having not been signed by authorized agent, or having been altered without authorization, or having not been stamped by the "Certified Inspection/Inspection Stamp" is deemed to be invalid. Copying or retransmitting part or, or altering the content of the report is not permitted without the written authorization of AGC. The test results reported in the report apply only to the inspected samples. Any alterations to report issued by AGC should be submitted to AGC within 15 days after the issuance of the test result. Further enquiry of validity or verification of the test result should be addressed to AGC by: agc@agcnet.com



Accreditation of Global Compliance Shenzhen (GCS), Ltd
Accreditation of Global Compliance Shenzhen (GCS) & Tech. Co., Ltd
Tel : +86-755 2521 8288 E-mail: agc@agcnet.com Web: <http://www.agcnet.com>

[\[pdf\]](#) Test Report SAR Rating

Test Report SAR Quanzhou Maycal Electronics Technology Co Ltd MC 528 FRS walkie talkie 2BLWIMC
2BLWIMC528 mc

• • •

lang:en score:14 filesize: 2.69 M page_count: 41 document date: 2024-12-06



Any report having not been signed by authorized approver, or having been altered without authorization, or having not been stamped by the "Globalized Integrity Inspection Stamp" is deemed to be invalid. Copying or reworking portion of, or altering the content of the report is not permitted without the written authorization of AGC. The test results presented in the report apply only to the tested samples. Any attempts to return sample by AGC should be submitted to AGC within 15 days after the issuance of the test report. Further expiry of validity or verification of the test report should be addressed to AGC by agc@agcnet.com.


Attestation of Global Compliance@ZhenzhenCo., Ltd
Attestation of Global Compliance@Zhenzhen@Std & Tech Co., Ltd
Tel : +86-755 2523 4066 E-mail: agc@agcnet.com Web: <http://www.agcnet.com/>

[\[pdf\]](#) Product Photos

Administrator Test Setup Photos Quanzhou Maycal Electronics Technology Co Ltd MC 528 FRS walkie talkie 2BLWIMC 2BLWIMC528 mc

...

lang:en score:13 filesize: 1.13 M page_count: 2 document date: 2024-12-06



Any report having not been signed by authorized signatory, or having been altered without authorization, or having not been stamped by the "Authorized Signatory/Inspector/Item" is deemed to be invalid. Copying or recopying portion of, or altering the content of the report is not permitted without the written authorization of AGC. The test results presented in the report apply only to the tested samples. Any objections to report signed by AGC should be submitted to AGC within 10days after the issuance of the test report. Further enquiry of validity or verification of the test report should be addressed to AGC by agc@agc.com.cn.

Abatement of Global Compliance/Shenzhen/GC, Ltd
 Abatement of Global Compliance/Shenzhen/GC & Tech. Co., Ltd
 Tel: +86-755 2523 4000 E-mail: agc@agc.com.cn <http://www.agc.com.cn/>

[\[pdf\]](#) Product Photos

Administrator Test Setup Photos Quanzhou Maycal Electronics Technology Co Ltd MC 528 FRS walkie talkie 2BLWIMC 2BLWIMC528 mc

☐ ☐ ☐

lang:en score:13 filesize: 1.24 M page_count: 2 document date: 2024-12-06