



[Manuals.plus](#) /

› [DOOGEE](#) /

› DOOGEE Note 58 Pro Android 15 Unlocked Cell Phone User Manual

## DOOGEE Note 58 PRO

# DOOGEE Note 58 Pro User Manual

Model: Note 58 PRO

## 1. INTRODUCTION

Welcome to the user manual for your new DOOGEE Note 58 Pro Android 15 Unlocked Cell Phone. This guide provides essential information to help you set up, operate, maintain, and troubleshoot your device. The DOOGEE Note 58 Pro is designed for efficient performance and a rich user experience, featuring the latest Android 15 system, a powerful octa-core processor, ample memory, and a long-lasting battery.



Figure 1.1: Front and rear view of the DOOGEE Note 58 Pro smartphone.

## 2. WHAT'S IN THE BOX

Upon opening your DOOGEE Note 58 Pro package, please verify that all the following items are included:

- 1 x N58PRO Unlocked Cell Phone
- 1 x Charger
- 1 x Type-C USB Cable
- 1 x Protective Case
- 1 x Screen-printed Protective Film (Pre-applied)
- 1 x User Manual
- 1 x Warranty Card
- 1 x SIM Card Pin

## Packaging included

- 1 x Cellphone
- 1 x Type-C Cable
- 1 x Charger
- 1 x SIM card pin
- 1 x Packing Box
- 1 x Mobile Phone Case



Figure 2.1: All items included in the DOOGEE Note 58 Pro retail packaging.

## 3. SETUP

### 3.1. SIM Card Installation

To install your SIM card(s) and/or microSD card:

1. Locate the SIM card tray on the side of your device.
2. Insert the provided SIM card pin into the small hole on the tray to eject it.
3. Place your Nano-SIM card(s) and/or microSD card into the designated slots on the tray. Ensure the gold contacts are facing down.
4. Carefully reinsert the tray into the phone until it clicks into place.

### 3.2. Initial Power On

Press and hold the Power button located on the side of the device until the DOOGEE logo appears on the screen. The phone will then boot up.

### 3.3. Basic Setup

Follow the on-screen prompts to complete the initial setup process. This typically includes:

- Selecting your language.
- Connecting to a Wi-Fi network.
- Reviewing and accepting terms and conditions.
- Setting up your Google account.
- Configuring security features like fingerprint or face unlock.

Your browser does not support the video tag.

Video 3.1: An unboxing video demonstrating the contents and initial handling of the DOOGEE Note 58 Pro.

## 4. OPERATING YOUR DEVICE

### 4.1. Display and Navigation

The DOOGEE Note 58 Pro features a 6.75-inch HD+ waterdrop display with a 90Hz refresh rate, providing a smooth and immersive visual experience for browsing, gaming, and media consumption.

## 6.75" 90Hz IPS Waterdrop Screen

16.7 Million Colors      20:9 Screen Aspect Ratio      260 Pixel Density      90% Screen-to-Body Ratio



Figure 4.1: The 6.75-inch HD+ 90Hz IPS waterdrop screen of the Note 58 Pro.

### 4.2. Performance

Powered by the latest Android 15 system and an octa-core T7250 processor, the Note 58 Pro delivers efficient performance for daily tasks and demanding applications. It comes with 32GB of RAM (8GB physical + 24GB extended) and 256GB of internal storage, expandable up to 2TB with a microSD card.

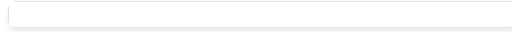


Figure 4.2: The DOOGEE Note 58 Pro running the Android 15 operating system.

## 32GB RAM with Memory Extension

8GB Basic RAM  
24GB Extended RAM




Figure 4.3: Illustration of the 32GB RAM (8GB Basic + 24GB Extended) configuration.

## 256GB ROM With Better Experience

2TB Expandable Storage




Figure 4.4: The 256GB ROM and 2TB expandable storage capacity.

## Powerful T7250 Octa-core Processor

**1.8Ghz**  
Max Main Frequency

**12nm**  
Processing

**Arm Mali-G57**  
GPU

**259833**  
Antutu



Figure 4.5: The T7250 Octa-core processor, highlighting its 1.8GHz max frequency and Arm Mali-G57 GPU.

### 4.3. Battery Management

The Note 58 Pro is equipped with a 6250mAh large battery, providing extended usage time. It also supports OTG reverse charging, allowing you to use your phone to charge other compatible devices.

## Bid Farewell to Battery Anxiety

800 Times Charge & Discharge



Figure 4.6: The powerful 6250mAh battery designed for long-lasting performance.

### 4.4. Camera Features

Capture moments with the 16MP AI main camera and the 8MP front-mounted camera. The device supports various photography modes, including Portrait Mode, Time-lapse Shooting, Night Photography, and Professional Mode.

## High-definiton Capturing

**AF**  
Support

**16MP AI**  
Main Camera



**Rear Flashes**  
Supports

**OV16880**  
Sensor chip

Figure 4.7: Details of the 16MP AI main camera module on the rear of the phone.

## 8MP Front-mounted Camera

- IMX134 Sensor chip
- 78° FOV
- F/2.2 ± 5% Aperture




Figure 4.8: Specifications of the 8MP front-mounted camera, including its IMX134 sensor chip.

## 4.5. Security Features

The DOOGEE Note 58 Pro offers convenient and secure unlocking methods, including fingerprint unlock and face recognition.

### Instant Access in No Time

Face Recognition



Fingerprint Unlock




Figure 4.9: The phone supports both face recognition and fingerprint unlock for quick and secure access.

## 4.6. Connectivity

The device supports 4G connectivity, dual-band Wi-Fi (2.4G/5G), NFC for contactless payments (Google Pay supported), and a comprehensive navigation system including GPS, GLONASS, and Galileo.

## Goodbye Physical Cards, Hello Multifunctional NFC !

Support Google Pay



Figure 4.10: The Note 58 Pro supports NFC for convenient mobile payments.

## Accurate Navigation System Supreme Travel Experience



Figure 4.11: The phone's accurate navigation system for reliable travel guidance.

## High-speed Wi-Fi 5 Transmission Fast & Stable




Figure 4.12: Benefits of the high-speed Wi-Fi 5 transmission, including low power consumption and wide coverage.

### 4.7. Multimedia

Enjoy high-quality streaming with Widevine L1 support, allowing for 1080P video playback on supported platforms.

## Seamless Viewing Experience for You



Figure 4.13: The Note 58 Pro's Widevine L1 support for high-definition streaming.

## 5. MAINTENANCE

### 5.1. Charging Guidelines

Use only the provided charger and Type-C USB cable to charge your device. Avoid using damaged cables or chargers, as this can harm the battery and device. Do not expose the phone to extreme temperatures during charging.

### 5.2. Software Updates

Regularly check for and install software updates to ensure your device has the latest features, security patches, and performance improvements. You can typically find this option in your phone's Settings menu under 'System' or 'About phone'.

### 5.3. Cleaning and Care

To clean your phone, use a soft, lint-free cloth. Avoid using abrasive materials, solvents, or aerosol sprays. Keep the device away from water and excessive moisture. The pre-applied screen protector and included protective case help safeguard your device from daily wear and tear.

## 6. TROUBLESHOOTING

This section addresses common issues you might encounter with your DOOGEE Note 58 Pro.

Problem	Possible Solution
Device won't turn on	Ensure the battery is charged. Connect the charger and wait a few minutes before attempting to power on again. If unresponsive, try holding the Power button for 10-15 seconds for a forced restart.
Apps are slow or crashing	Close background applications. Clear app cache (Settings > Apps > [App Name] > Storage > Clear cache). Restart the device. Ensure sufficient storage space is available.
Poor battery life	Adjust screen brightness. Disable unused features like Wi-Fi, Bluetooth, GPS when not needed. Limit background app refresh. Check for power-intensive apps in battery usage settings.

Problem	Possible Solution
Cannot connect to Wi-Fi	Ensure Wi-Fi is enabled on your phone. Restart your Wi-Fi router. Forget the network and reconnect. Check if other devices can connect to the same network.
SIM card not detected	Ensure the SIM card is correctly inserted into the tray. Restart the phone. Try the SIM card in another compatible device to check if the card itself is faulty.

If you encounter issues not listed here or if the suggested solutions do not resolve your problem, please contact DOOGEE customer support for further assistance.

## 7. SPECIFICATIONS

Key technical specifications for the DOOGEE Note 58 Pro:

Feature	Detail
Model Name	Note 58 PRO
Operating System	Android 15
CPU Model	Mediatek Dimensity 9000 (Octa-core)
RAM Memory Installed Size	32 GB (8GB physical + 24GB extended)
Memory Storage Capacity	256 GB (Expandable up to 2TB)
Screen Size	6.75 Inches
Resolution	1280 x 720 (HD+)
Refresh Rate	90 Hz
Battery Capacity	6250 Milliamp Hours
Connectivity Technologies	4G, Wi-Fi 5 (2.4G/5G)
Special Features	Dual SIM, Expandable Memory, Always On Display, Built-In GPS, NFC, Fingerprint/Face Unlock, Widevine L1
Rear Camera	16MP AI Main Camera
Front Camera	8MP
Weight	9.2 ounces (262 Grams)
Color	Black

## 8. WARRANTY AND SUPPORT

The DOOGEE Note 58 Pro comes with a 24-month warranty from the date of purchase, covering

manufacturing defects. Please retain your proof of purchase for warranty claims.

For any questions, technical assistance, or warranty inquiries, please contact our customer support team. Our friendly sales team is committed to responding within 24 hours.

For more information and support, please visit the official DOOGEE website or refer to the contact details provided on your warranty card.

---

© 2025 DOOGEE. All rights reserved.