

[Manuals.plus](#) /

> [AirPurelle](#) /

> Car Air Freshener for Men – 100 Days Long Lasting with Citrus Musk Scent –Includes 2x 10ML Refills & Magnetic Clip – 0.68 FL OZ, Made in USA Citrus Musk 0.68 Ounce (Pack of 1)

AirPurelle B0DSKXG5ML

AirPurelle Car Air Freshener Instruction Manual

Model: B0DSKXG5ML

[Setup](#)

[Operating](#)

[Maintenance](#)

[Troubleshooting](#)

[Specifications](#)

[Warranty & Support](#)

INTRODUCTION

Thank you for choosing the AirPurelle Car Air Freshener. This manual provides detailed instructions for the proper setup, operation, and maintenance of your new air freshener to ensure a long-lasting and pleasant fragrance experience in your vehicle. Our product features a unique wooden design with a magnetic clip for easy installation on your sun visor, and comes with refillable fragrance oil to extend its life.


SETUP

Follow these steps to properly set up your AirPurelle Car Air Freshener:

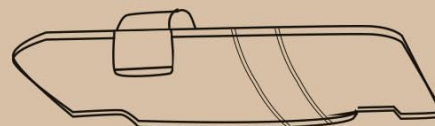
- Unpack Components:** Carefully remove the wooden air freshener piece, the metal visor clip, and the fragrance oil refill bottle from their packaging. The wooden piece comes pre-fragranced and sealed in a pouch.
- Attach Metal Clip:** Securely slide the metal clip onto your car's sun visor. Ensure it is firmly in place and does not obstruct your view.
- Attach Wooden Piece:** The wooden air freshener piece has a strong magnet on its back. Simply align the magnetic side of the wooden piece with the metal clip on the visor. It will snap securely into place.
- Initial Fragrance:** The wooden piece is pre-infused with fragrance. You may notice the scent immediately upon opening the sealed pouch.



Image: The AirPurelle Car Air Freshener kit, showing the wooden flag-designed air freshener, the magnetic clip, and two bottles of fragrance oil. This image illustrates all the main components included in the package.

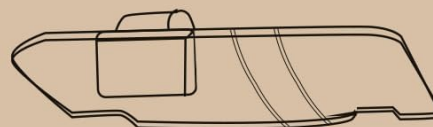


CONVENIENT INSTALLATION



STEP 1

Secure metal clip on sun visor



STEP 2

Magnetic perfumeblock to metal clip

Image: A visual guide demonstrating the installation process. Step 1 shows securing the metal clip to the sun visor. Step 2 shows attaching the magnetic wooden perfume block to the metal clip, ensuring convenient and secure placement.

OPERATING THE AIR FRESHENER

The AirPurelle Car Air Freshener is designed for passive diffusion, providing a continuous and subtle fragrance. No active operation is required beyond initial setup and occasional re-infusion.

Fragrance Intensity

The intensity of the fragrance can be adjusted by the amount of oil applied to the wooden piece. For a stronger scent, apply more drops; for a lighter scent, apply fewer drops.

MAINTENANCE

To ensure optimal performance and longevity of your AirPurelle Car Air Freshener, follow these maintenance guidelines:

1. **Re-infusing Fragrance:** When the scent begins to fade (typically after 1-2 weeks for the initial infusion, or 8-12 weeks per 8ml refill), remove the wooden piece from the magnetic clip. Using the provided dropper bottle, apply 3-5 drops of the fragrance oil onto the wooden surface. Allow the oil to absorb for a few moments before reattaching.
2. **Cleaning:** If the wooden piece or metal clip becomes dusty, gently wipe with a dry, soft cloth. Do not use harsh chemicals or abrasive materials.
3. **Storage:** Store unused fragrance oil refills in a cool, dry place, away from direct sunlight and heat sources.

Naturally Soaked Gently Scented

Soaked in Oil for 72 Hours to
Ensure Deep Infusion



Image: The wooden air freshener being soaked in oil, illustrating the deep infusion process to ensure long-lasting scent. This image highlights the product's ability to absorb and retain fragrance effectively.



 Premium Air Freshener

 Odor Elimination

 100% Essential Oils

USA

MADE IN THE USA



Image: A hand applying drops of fragrance oil onto the wooden air freshener, emphasizing the refillable nature and the claim of 100 days of lasting aroma. This visual reinforces the product's value and extended use.

TROUBLESHOOTING

| Problem | Possible Cause | Solution |
|---------------------------------|--|---|
| Scent is too weak or has faded. | Fragrance oil has evaporated or been fully absorbed. | Apply 3-5 fresh drops of fragrance oil to the wooden piece. Ensure the wooden piece is fully saturated for maximum scent diffusion. |
| Air freshener falls from visor. | Metal clip not securely attached or wooden piece not properly aligned with magnet. | Re-attach the metal clip firmly to the visor. Ensure the wooden piece's magnet is fully engaged with the metal clip. |

| Problem | Possible Cause | Solution |
|----------------------|--|--|
| Oil spills or leaks. | Excessive oil applied or bottle not properly sealed. | Clean spills immediately to avoid damage. Apply only 3-5 drops at a time. Ensure the fragrance oil bottle is tightly capped after use. |

SPECIFICATIONS

- **Brand:** AirPurelle
- **Model:** B0DSKXG5ML
- **Scent:** Citrus Musk (other scents available for purchase)
- **Item Form:** Liquid (diffused through wood)
- **Power Source:** Passive diffusion
- **Item Weight:** 5.3 ounces
- **Product Dimensions:** 1 x 1 x 0.7 inches (wooden piece)
- **Fragrance Duration:** Infused wood refill lasts 1-2 weeks initially. Each 8ml refill lasts 8-12 weeks.
- **Made in:** USA
- **Eco-Friendly:** Reusable packaging, sustainable wood.

WARRANTY & SUPPORT

For questions, assistance, or warranty information, please contact AirPurelle customer support:

Phone: (213) 583-9466

Email: AirPurelle@gmail.com

Website: Airpurelle.com

Please refer to the product packaging for specific warranty details and terms of service.