**Saved from manuals.plus.**
**Open the live page for links to other documents and user manuals.**



### Samsung S25 Ultra

# Samsung Galaxy S25 Ultra 5G AI Smartphone User Manual

Model: S25 Ultra

## 1. Setup and Initial Use

### 1.1 What's in the Box

Your Samsung Galaxy S25 Ultra package includes the following items:

- Samsung Galaxy S25 Ultra Smartphone with S Pen
- USB-C to USB-C Data Cable
- SIM Ejection Pin
- Quick Start Guide




Image: The contents of the Samsung Galaxy S25 Ultra retail box, showing the smartphone, a USB-C charging cable, and a SIM ejection pin.

## 1.2 Inserting the SIM Card

1. Locate the SIM card tray on the side of your device.
2. Insert the SIM ejection pin into the small hole on the tray to open it.
3. Place your Nano SIM card(s) into the tray with the gold contacts facing down. The device supports Dual SIM functionality.
4. Gently push the tray back into the slot until it clicks into place.

## 1.3 Powering On and Initial Setup

Press and hold the Power/Side button until the Samsung logo appears. Follow the on-screen instructions to complete the initial setup, including connecting to Wi-Fi, setting up your Google account, and configuring security features like fingerprint recognition.

## 2. Operating Your Device

### 2.1 Galaxy AI Features

The Galaxy S25 Ultra integrates advanced AI capabilities to enhance your daily interactions:

- **Now Brief:** Receive personalized briefings on your schedule, reminders, battery status, and energy score within One UI.
- **Google Gemini Live:** Access real-time answers and ideas by pressing and holding the side button. Chat, attach images, and adapt responses to your style.
- **Audio Eraser:** Utilize AI to analyze and reduce background noise during video recordings, providing clearer audio.
- **ProVisual Engine:** AI-enhanced camera features for vivid colors and exceptional clarity in photos and videos.

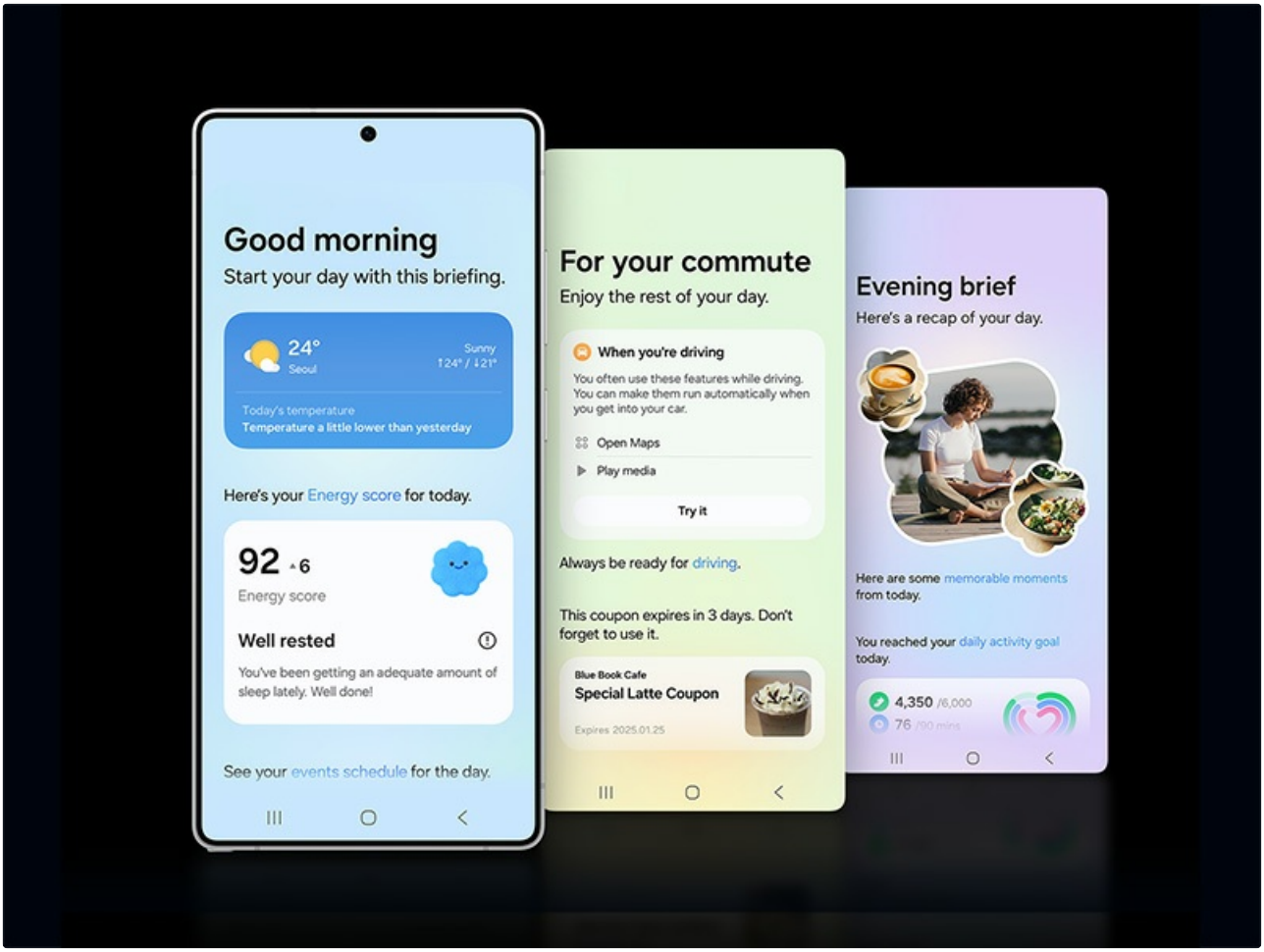


Image: The 'Now Brief' feature displaying personalized daily information such as weather, energy score, and schedule.

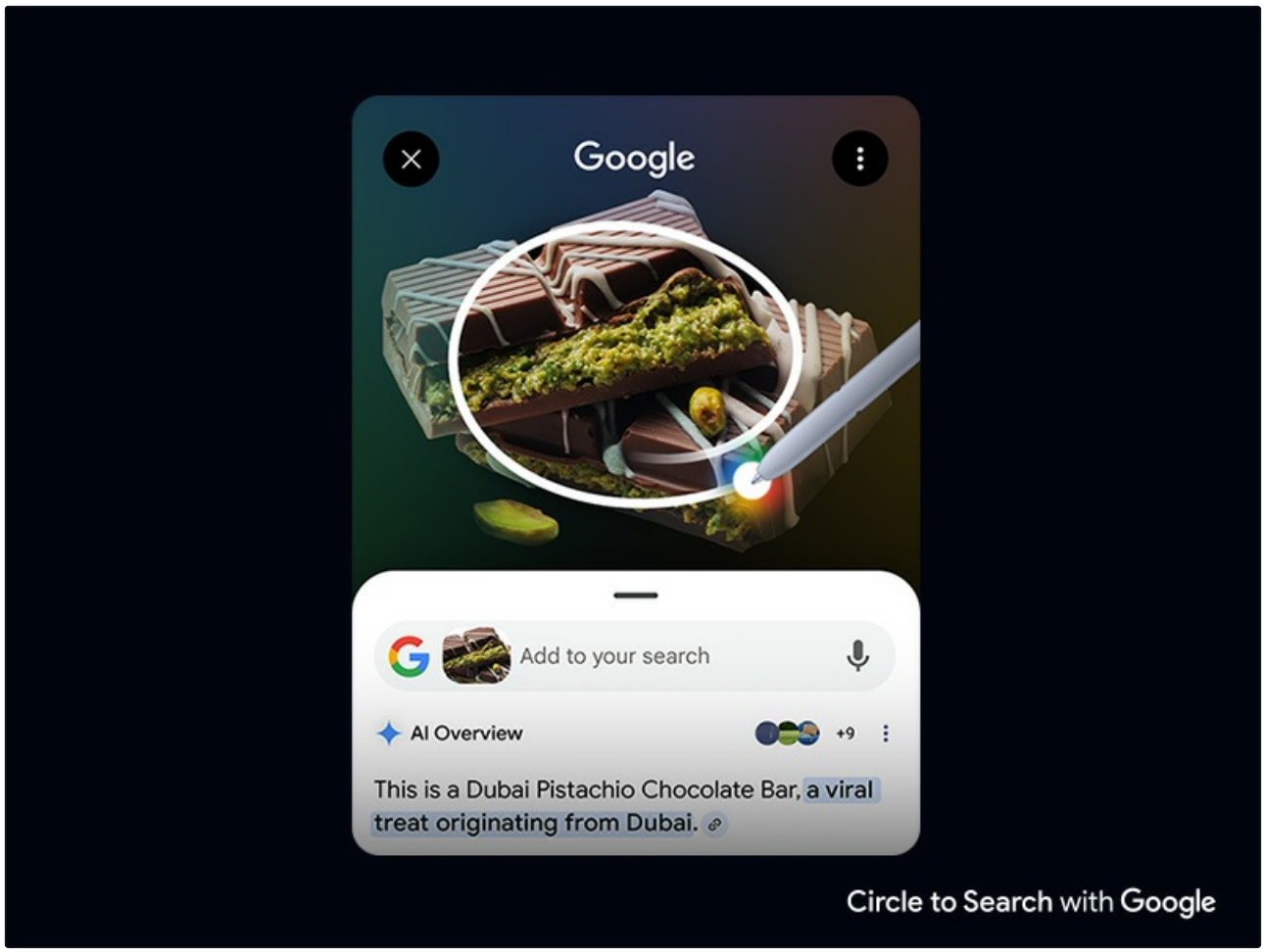


Image: The 'Circle to Search with Google' feature in action, allowing users to circle an object on screen to initiate a search.

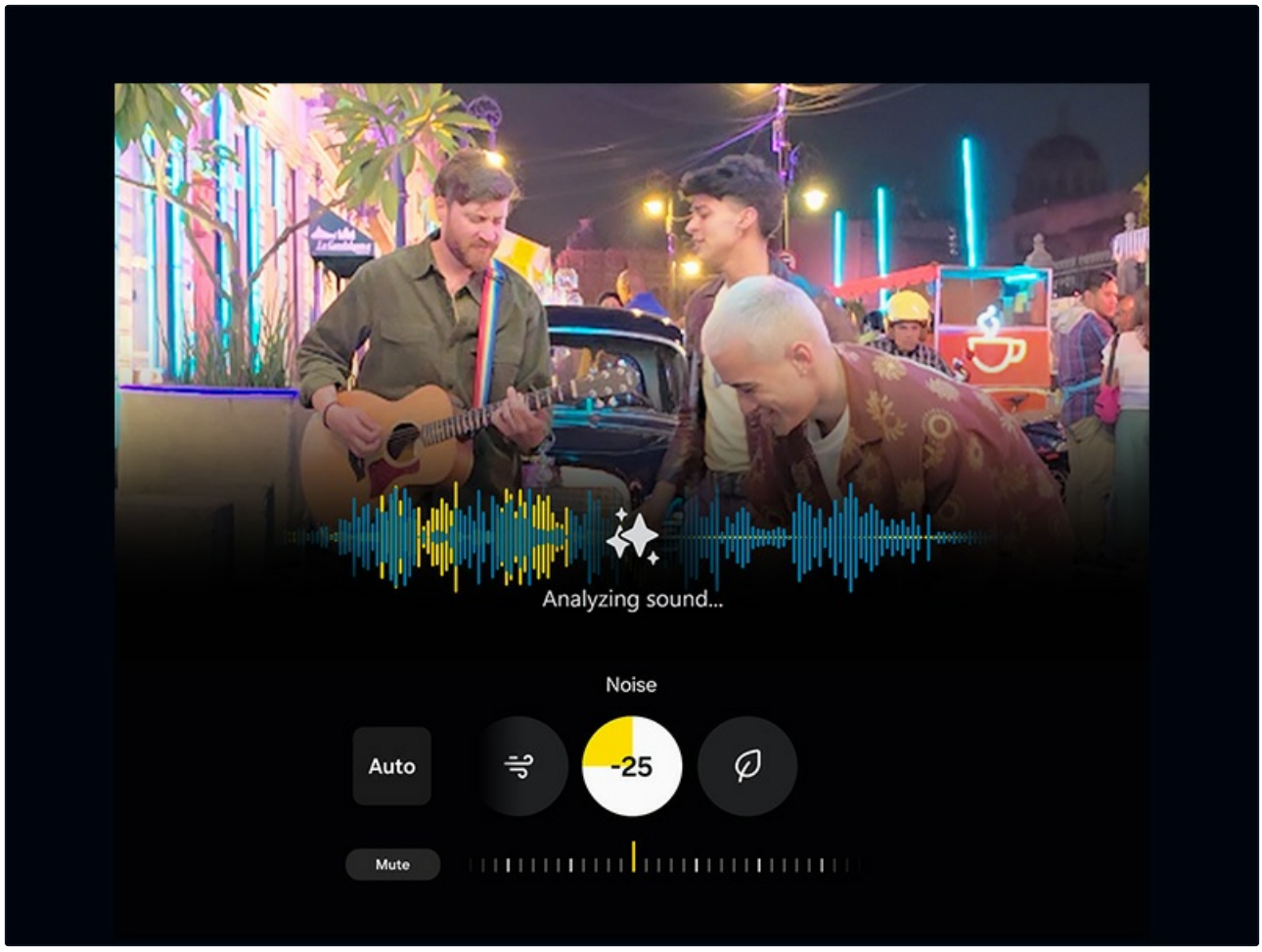


Image: The 'Audio Eraser' interface, demonstrating how to analyze and reduce background noise in a video recording.

## 2.2 Camera Functions

The Galaxy S25 Ultra features a versatile camera system:

- **Rear Cameras:** Quad camera setup including a 200MP Wide-angle lens with 2x Optical Quality Zoom, 50MP Ultra Wide, 50MP Telephoto with 5x Optical Zoom & 10x Optical Quality Zoom, and a 10MP Telephoto with 3x Optical Zoom.
- **Front Camera:** 12MP Selfie Camera.
- **Digital Zoom:** Up to 100x.
- **Shooting Modes:** Bixby Vision, Dual Recording, Food, Hyperlapse, Night, Panorama, Photo, Portrait, Portrait Video, Pro, Pro Video, Single Take, Slow Motion, Video.




Image: A detailed view of the Galaxy S25 Ultra's camera module, highlighting its multiple lenses.

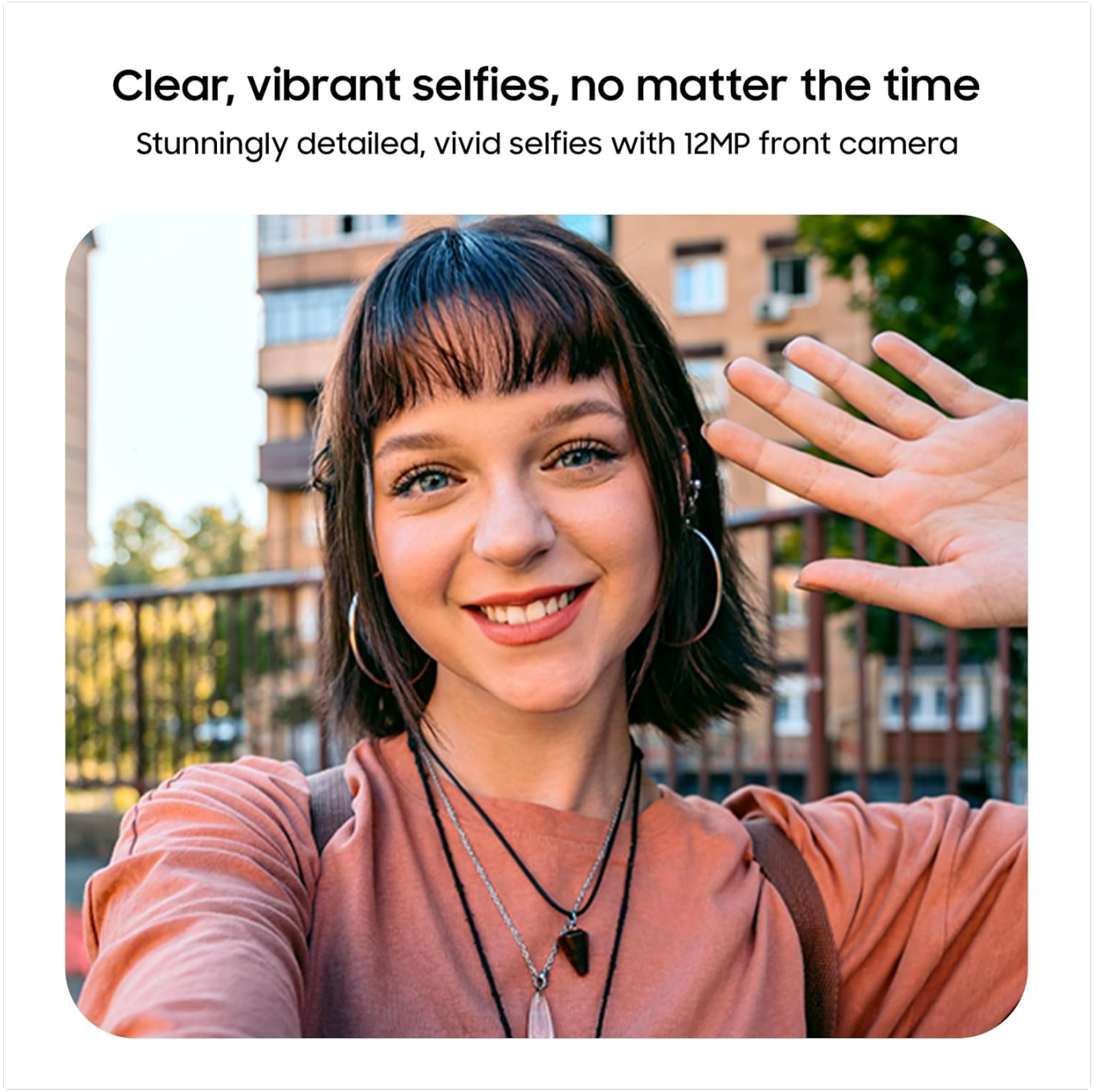


Image: An example of a clear and detailed selfie captured using the device's 12MP front camera.




Image: An example of a portrait shot, demonstrating the camera's ability to capture subjects with clarity and depth.




Image: A low-light photograph showcasing the device's nightography capabilities, with reduced noise and improved clarity.

## 2.3 Performance and Gaming

Powered by the Snapdragon 8 Elite processor, the Galaxy S25 Ultra offers enhanced performance for gaming and multitasking. Enjoy smoother gameplay with real-time ray tracing and advanced Vulkan optimization.

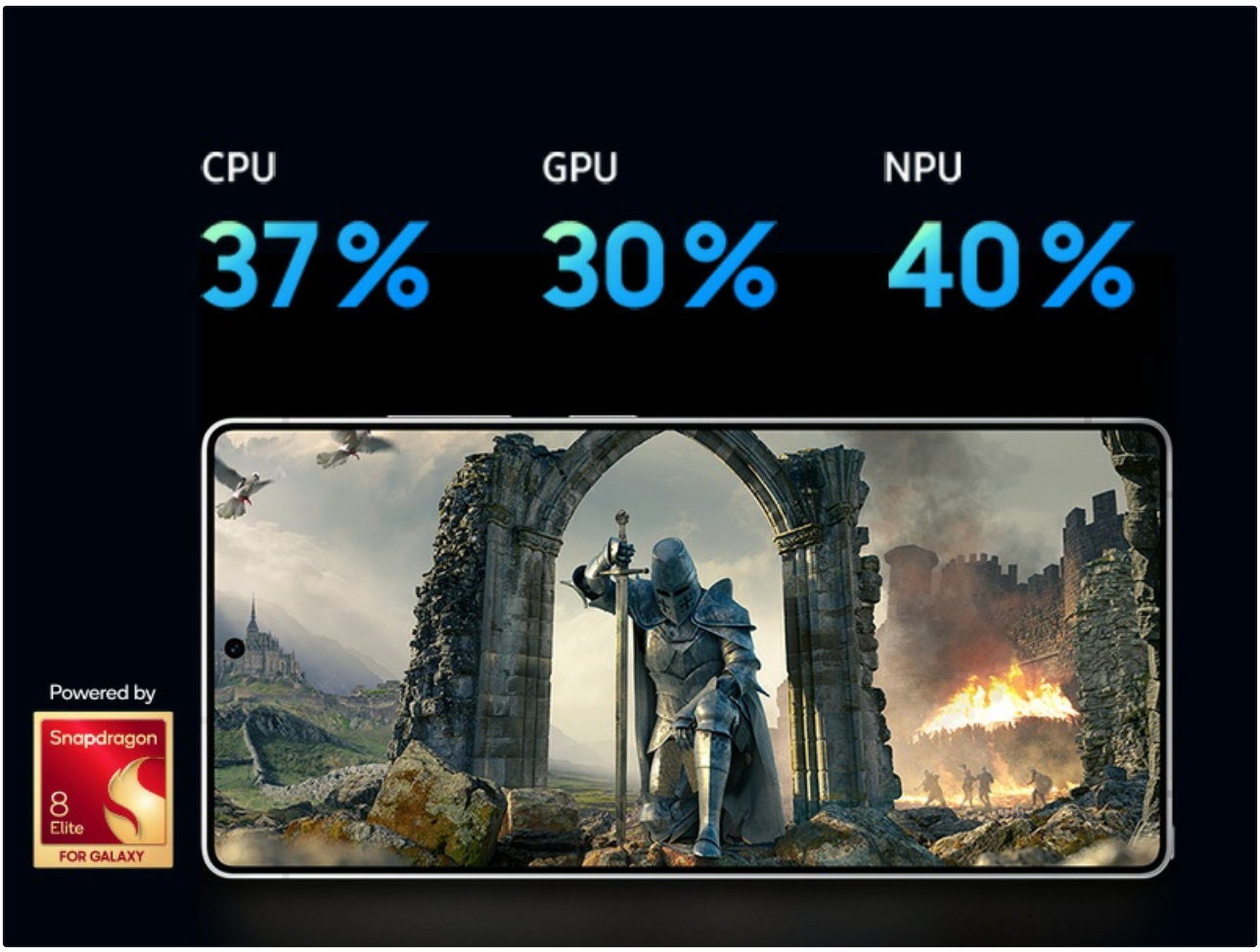


Image: A crystal-clear, life-size image of a game being played on the Galaxy S25 Ultra, highlighting its immersive gaming experience.

### 2.4 S Pen Usage

The integrated S Pen allows for precise input, note-taking, drawing, and navigation. Utilize its features for enhanced productivity and creative expression.

## 3. Maintenance and Care

### 3.1 Battery Management

The device is equipped with a 5000 mAh battery, providing up to 30 hours of average life and phone talk time. To optimize battery life:

- Use the provided USB-C to USB-C data cable for charging.
- Avoid extreme temperatures.
- Manage background app usage.

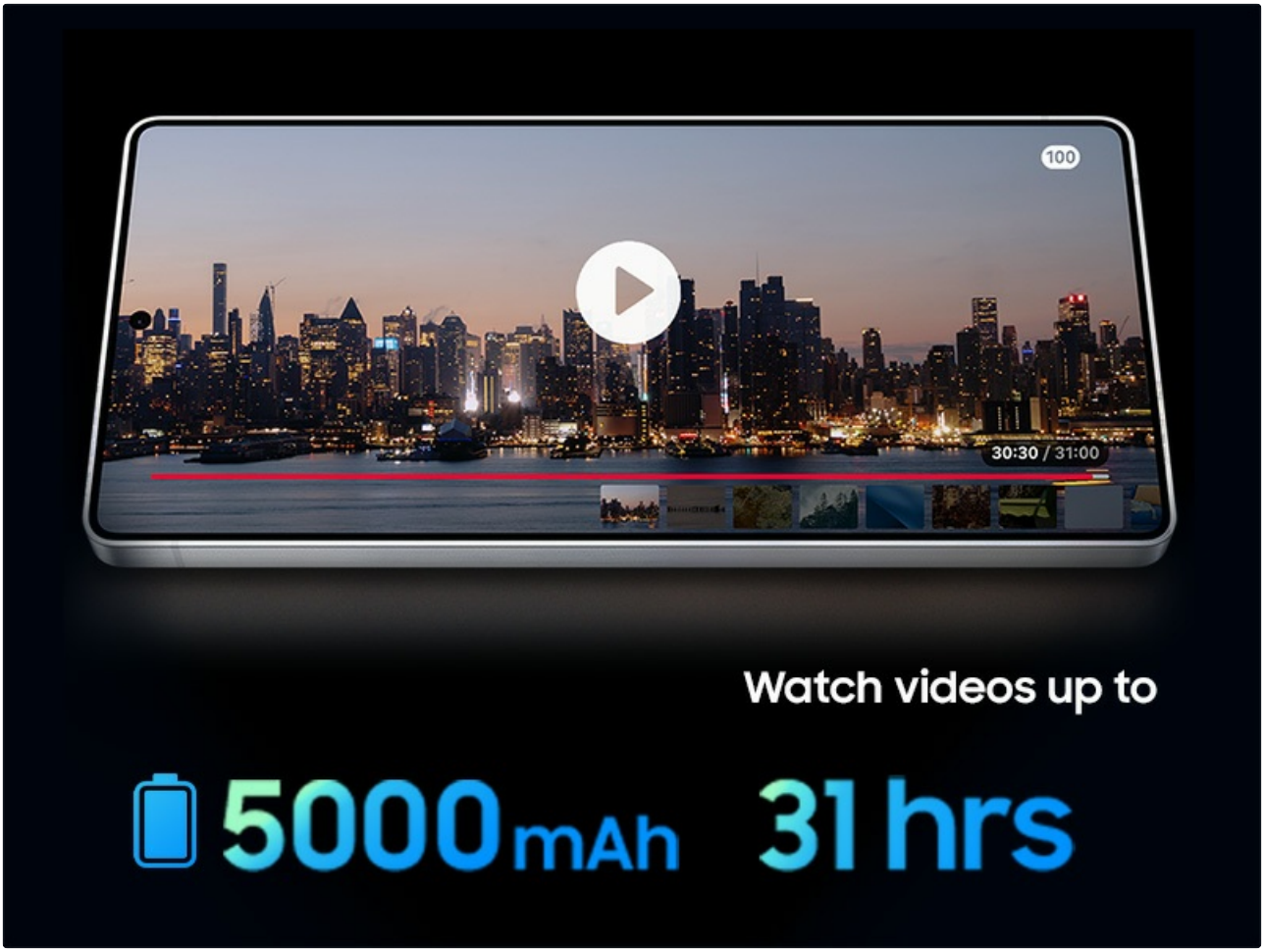


Image: An illustration highlighting the powerful 5000 mAh battery, capable of providing over 30 hours of video viewing.

### 3.2 Durability and Protection

The Galaxy S25 Ultra is built with durability in mind:

- **Ultra-strong Titanium Frame:** Provides robust shielding.
- **Corning Gorilla Armor 2:** Reinforced glass for enhanced screen protection.
- **IP68 Rated:** Offers water and dust resistance.




Image: Visuals demonstrating the device's durability features, including its ultra-strong titanium frame, Corning Gorilla Armor 2 glass, and IP68 water and dust resistance rating.

### 3.3 Security Features

Your data is protected by defense-grade Samsung Knox security. The device also features fingerprint recognition for biometric security.



Image: The Knox Vault logo, symbolizing secure data protection on the device.

## 4. Troubleshooting

### 4.1 Common Issues

- **Device Unresponsive:** Press and hold the Power/Side button and Volume Down button simultaneously for about 7 seconds to force restart the device.
- **Network Connectivity Issues:** Check your SIM card insertion, toggle Airplane Mode on/off, or reset network settings.
- **Battery Draining Quickly:** Review app usage in settings, reduce screen brightness, or disable unnecessary features like Always On Display.

### 4.2 Seeking Further Assistance

If you encounter persistent issues, refer to the support section or contact Samsung customer service. Samsung offers the largest service network for smartphones, with over 3300 service touchpoints.

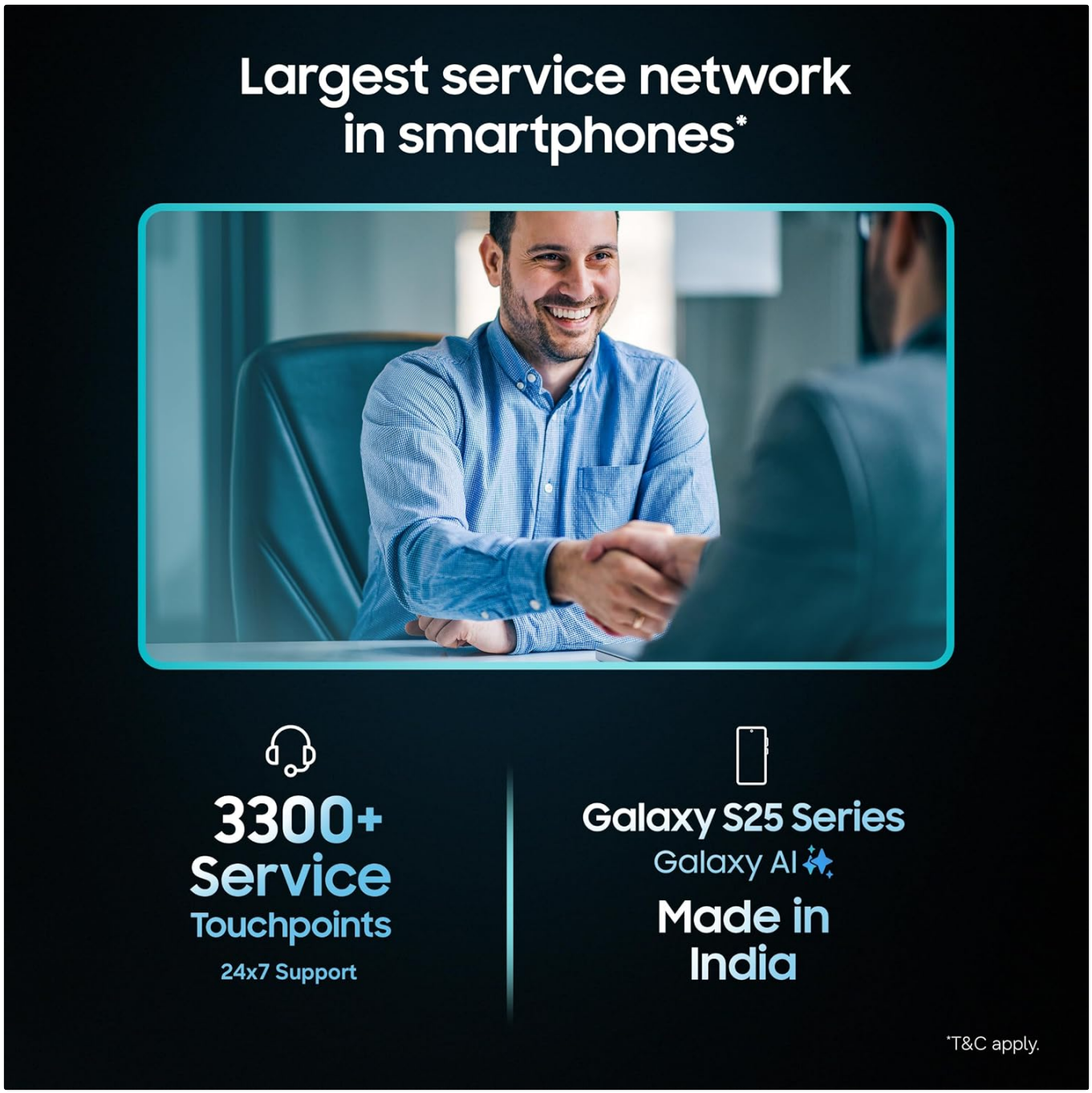


Image: A visual representation of Samsung's extensive service network, emphasizing customer support and accessibility.

## 5. Specifications

| Feature | Detail |
|---|---|
| Brand | Samsung |
| Model | S25 Ultra |
| Operating System | Android 16 with One UI 8.5 |
| Processor | Snapdragon 8 Elite (3.36 GHz) |
| RAM | 12 GB |
| Storage Capacity | 256 GB |

| | |
|---|---|
| Display | 6.9 Inches QHD+ Dynamic AMOLED 2X (3120 x 1440 Pixels), 120Hz Refresh Rate |
| Rear Camera | 200 MP (Wide-angle), 50 MP (Ultra Wide), 50 MP (Telephoto 5x/10x), 10 MP (Telephoto 3x) |
| Front Camera | 12 MP |
| Battery Capacity | 5000 mAh Lithium-Ion |
| Connectivity | 5G, Bluetooth, NFC, USB Type C, Wi-Fi |
| SIM Type | Dual Nano SIM |
| Water Resistance | IP68 Rated |
| Security | Fingerprint Recognition, Knox Security |
| Dimensions | 8 x 78 x 163 Millimeters |
| Weight | 218 Grams |
| Model Year | 2025 |

## 6. Warranty and Support

### 6.1 Warranty Information

The Samsung Galaxy S25 Ultra comes with a **1 Year Manufacturer Warranty** for the device and **6 Months Warranty** for in-box accessories from the date of purchase.

### 6.2 Customer Support

For any technical assistance, service, or warranty claims, please contact Samsung customer support:

- **Manufacturer:** Samsung India Electronics Pvt ltd
- **Address:** 6th Floor, DLF Centre, Sansad Marg, New Delhi - 110001
- **Email:** support.india@samsung.com

Samsung maintains the largest service network for smartphones, with over 3300 service touchpoints available for 24x7 support.


### Ask a question about this manual

Ask about setup, troubleshooting, compatibility, parts, safety, or missing instructions. Manuals+ will review the question and use this page's manual context to help answer it.

**Name**

Anonymous

**Email**

you@example.com

After a successful submission, we securely hash the supplied account or form email before sending it to Microsoft Advertising for

conversion attribution. Privacy details.

**Question**

Example: How do I reset this device or fix this error?

**Details**

Model number, symptoms, what you tried, or the section of the manual you are using.

**Submit question**

---

**Open the live page**

**https://manuals.plus/asin/B0DSKL9MQ8**

More documents and user manuals: **https://manuals.plus/**