

manuals.plus /

› [Conserv](#) /

› [Conserv 4.3 cu. ft. Compact Upright Freezer \(Model FR 430 SC\) Instruction Manual](#)

Conserv FR 430 SC

Conserv 4.3 cu. ft. Compact Upright Freezer (Model FR 430 SC) Instruction Manual

Model: FR 430 SC

1. INTRODUCTION

This manual provides essential information for the safe and efficient operation of your Conserv 4.3 cu. ft. Compact Upright Freezer, Model FR 430 SC. Please read these instructions thoroughly before installation and use, and retain them for future reference.

The Conserv FR 430 SC is a versatile, compact upright freezer designed for various environments, including kitchens and garages. It features a convertible design, allowing it to function as either a freezer or a refrigerator, and boasts quiet operation, energy efficiency, and a fingerprint-resistant finish.

CONTROL PANEL




Image: The Conserv 4.3 cu. ft. Compact Upright Freezer (Model FR 430 SC) in a kitchen environment.

2. SAFETY INFORMATION

Always follow basic safety precautions when using electrical appliances to reduce the risk of fire, electric shock, and injury. Ensure the appliance is properly grounded. Do not store explosive substances such as aerosol cans with a flammable propellant in this appliance. Do not use electrical appliances inside the food storage compartments unless they are of the type recommended by the manufacturer.

3. SETUP AND INSTALLATION

3.1 Unpacking

Carefully remove all packaging materials. Inspect the freezer for any damage. Keep packaging materials away from children.

3.2 Placement

Place the freezer on a flat, stable surface away from direct sunlight and heat sources. The flush-back design allows for placement against a wall to save space. This unit is designed to be "Garage Ready," operating efficiently in ambient temperatures ranging from 0°F to 110°F.

GARAGE READY

For reliable performance in extreme temperatures from 0 to 110 °F



Image: The freezer's garage-ready and flush-back design, suitable for various environments.

3.3 Leveling

The freezer is equipped with adjustable legs. Ensure the unit is level by adjusting the legs up to 0.5 inches to prevent vibrations and ensure proper door sealing.



Image: Adjustable legs for secure and level placement.

3.4 Door Reversibility

The door hinges are reversible, allowing you to change the door swing direction to best suit your space and layout. Refer to the detailed instructions in the full product manual for the door reversal procedure.



LOW NOISE (<41db)



REVERSIBLE DOOR



MANUAL DEFROST
Manual defrost for efficient and reliable cooling



DRAIN INCLUDED
Built-in drain for easy defrosting and cleanup

Image: The reversible door feature provides flexible installation options.

4. OPERATING INSTRUCTIONS

4.1 Temperature Control

The freezer features an adjustable temperature control dial. For initial setup, it is recommended to set the dial to a higher setting to quickly reach the desired temperature, then adjust as needed. The temperature range for freezer mode is 10°F to -11.2°F, and for refrigerator mode, it is 50°F to 32°F.

Image: Temperature control dial for adjusting cooling settings.

4.2 Convertible Function

This unit offers a versatile convertible design, allowing it to switch between freezer and refrigerator modes. Adjust the temperature control dial to select the desired function. Ensure the unit is set to the correct mode for your storage needs.



COMPACT UPRIGHT CONVERTIBLE FREEZER REFRIGERATOR

Sleek, efficient, and perfect for any space

4.3 cu. ft. Storage Capacity

FINGERPRINT RESISTANT DESIGN

CONVERTIBLE OPTION

Convertible function switches between freezer and fridge for ultimate flexibility

TEMPERATURE RANGE

Freezer : -11 °F to 14 °F

Refrigerator : 32 °F to 50 °F

Image: Convertible design for flexible use as a freezer or refrigerator.

4.3 Organized Storage

The interior is equipped with two adjustable shelves and a pull-out drawer to help organize your items efficiently. Arrange items to allow for proper air circulation.



Image: Interior layout with adjustable shelves and a pull-out drawer for organized storage.

5. MAINTENANCE

5.1 Manual Defrost

This freezer features manual defrost with a built-in drain for easy maintenance. Regular defrosting is essential for optimal performance and energy efficiency. Disconnect the power before defrosting. Allow ice to melt naturally, then drain the water using the built-in drain.



Image: Manual defrost feature with a convenient built-in drain.

5.2 Cleaning

The exterior of the freezer is fingerprint-resistant, making it easy to keep clean. Wipe surfaces with a soft cloth and mild detergent. Avoid abrasive cleaners. Clean the interior with a solution of baking soda and water.




Image: Fingerprint-resistant design for easy cleaning.

6. TROUBLESHOOTING

If your freezer is not operating correctly, check the following common issues before contacting customer support:

- **Freezer not operating:** Ensure the power cord is securely plugged into a working outlet. Check the circuit breaker.
- **Temperature is not cold enough:** Verify the temperature control setting. Avoid frequent door openings. Ensure the door seal is intact.

- **Excessive frost buildup:** This is a manual defrost unit. Regular defrosting is required. Ensure the door is fully closed.
- **Unusual noises:** Minor operating noises are normal. Ensure the unit is level to prevent rattling.

7. SPECIFICATIONS

Feature	Detail
Brand	Conserv
Model Number	FR 430 SC
Capacity	4.3 Cubic Feet
Dimensions (H x W x D)	43.3 x 21.3 x 20.7 inches
Item Weight	70.5 pounds
Installation Type	Freestanding
Voltage	110 Volts
Wattage	260 KW
Door Hinges	Reversible
Shelves	3
Material Type	Stainless Steel
Color	Stainless
Certifications	CSA, Energy Star
Included Components	POWER CORD

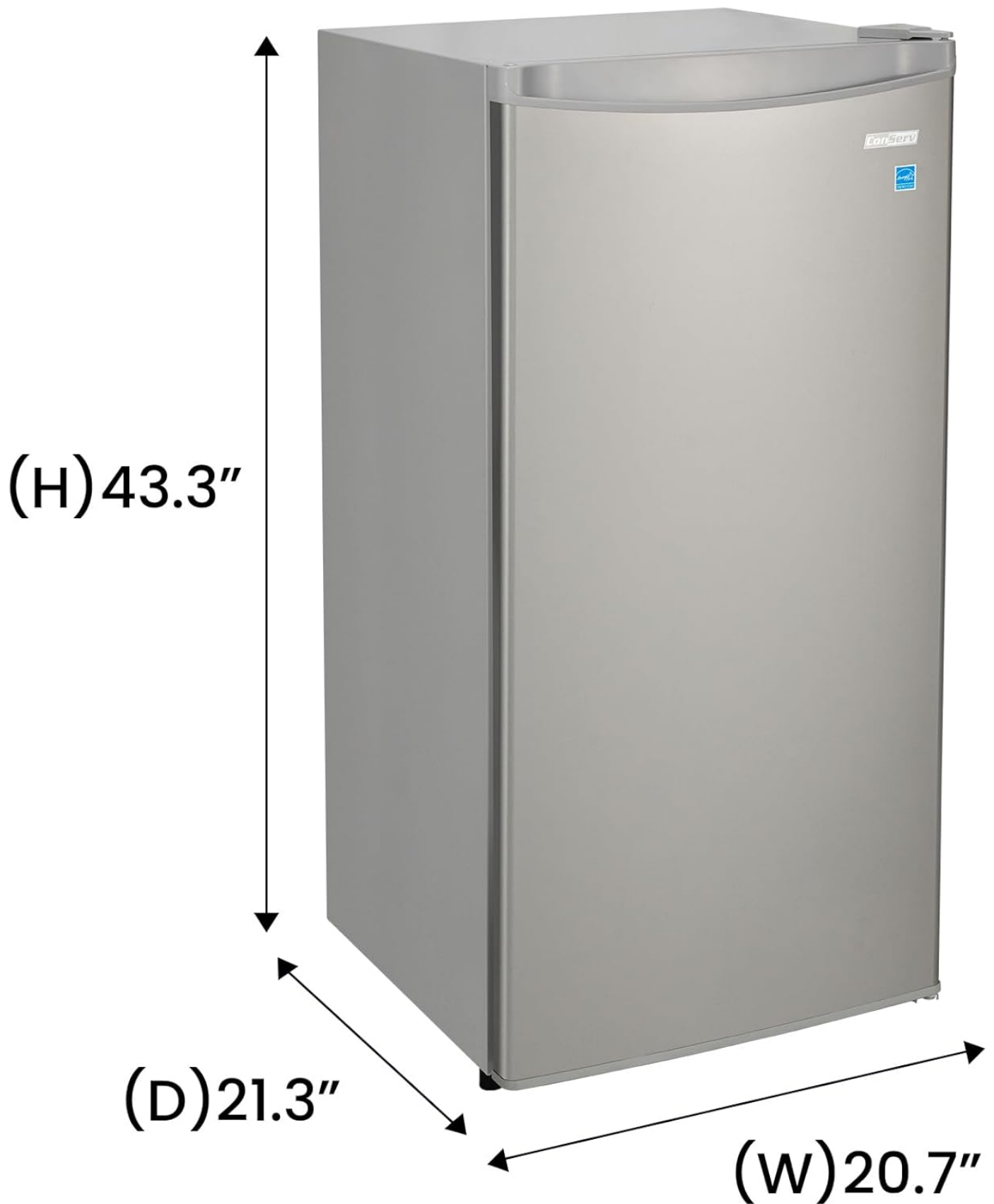


Image: Product dimensions (Height, Width, Depth).

8. PRODUCT VIDEOS

Conserv 4.3cf Compact Upright Freezer Overview

Your browser does not support the video tag.

Video: An official overview of the Conserv 4.3 cu. ft. Compact Upright Freezer, highlighting its key features and design.

Conserv 3cf Compact Upright Freezer Features

Your browser does not support the video tag.

Video: A video showcasing features of the Conserv 3 cu. ft. Compact Upright Freezer, which shares many design and functional similarities with the 4.3 cu. ft. model.

9. WARRANTY AND SUPPORT

For warranty information or customer support, please refer to the documentation included with your product or visit the official Conserv website. For general inquiries, you may contact Eco Appliances Inc, the seller, through their Amazon store page.

Seller: Eco Appliances Inc

Amazon Store: [Conserv Appliances Store](#)

