

[Manuals.plus](#) /

> [TUSHY](#) /

> TUSHY Cloud Electronic Bidet Heated Toilet Seat Instruction Manual

TUSHY Cloud

TUSHY Cloud Electronic Bidet Heated Toilet Seat Instruction Manual

Model: TUSHY Cloud

IMPORTANT SAFETY INFORMATION

Please read all safety instructions carefully before installation and use. Failure to follow these instructions may result in serious injury or damage to the product.

DANGER!

- Do not immerse the unit in water or other liquids.
- Do not use near water.
- Unplug before cleaning.

WARNING

- To reduce risk of electric shock, do not place or spray water on the unit or power plug.
- Do not touch the plug with wet hands.
- Do not power up the warm air outlet or insert hands or objects into it.

CAUTION

- Do not disassemble the cover. The unit should only be serviced by qualified personnel.
- Do not use if the unit is damaged or not functioning properly.
- Do not place heavy objects on the seat.
- For sensitive skin, it is recommended to use the low temperature level to avoid burns.

PRODUCT OVERVIEW

The TUSHY Cloud Electronic Bidet Heated Toilet Seat offers an enhanced bathroom experience with advanced features designed for comfort and hygiene. This bidet seat replaces your existing toilet seat and provides instant warm water, a heated seat, and a warm air dryer.



Image: Slimmer Design. The TUSHY Cloud bidet seat is designed to be 35% slimmer than many competing models, measuring 4.6 inches tall compared to 7.2 inches for other bidets, offering a more integrated look.

Key Features:

- **Soft Close Lid & Seat:** Prevents slamming for quiet operation.
- **Instant & Endless Warm Water:** Features 4 thermal settings for continuous warm water.
- **Ergonomic Heated Seat:** Offers 4 temperature levels for comfort.
- **Warm Air Dryer:** Provides 4 levels of heated airflow for post-wash drying.
- **Integrated Night Light:** A soothing LED light illuminates the toilet bowl in the dark.
- **Performance Console:** Side-mounted controls for easy adjustments.
- **Front and Rear Wash:** Dedicated spray settings for comprehensive cleaning.
- **Customizable Clean:** Adjustable water pressure and spray angle.
- **Advanced Self Cleaning:** Durable stainless steel nozzle with UV light sterilization and auto-rinse function.
- **Integrated Water Filter:** Pre-installed steel mesh filter for healthier water.

INSTALLATION GUIDE

The TUSHY Cloud bidet seat is designed for easy, DIY-friendly installation on elongated toilet bowls. Please ensure you have a 3-prong electrical outlet within 3 feet of your toilet.

Compatibility:

HOW IT FITS: CLOUD

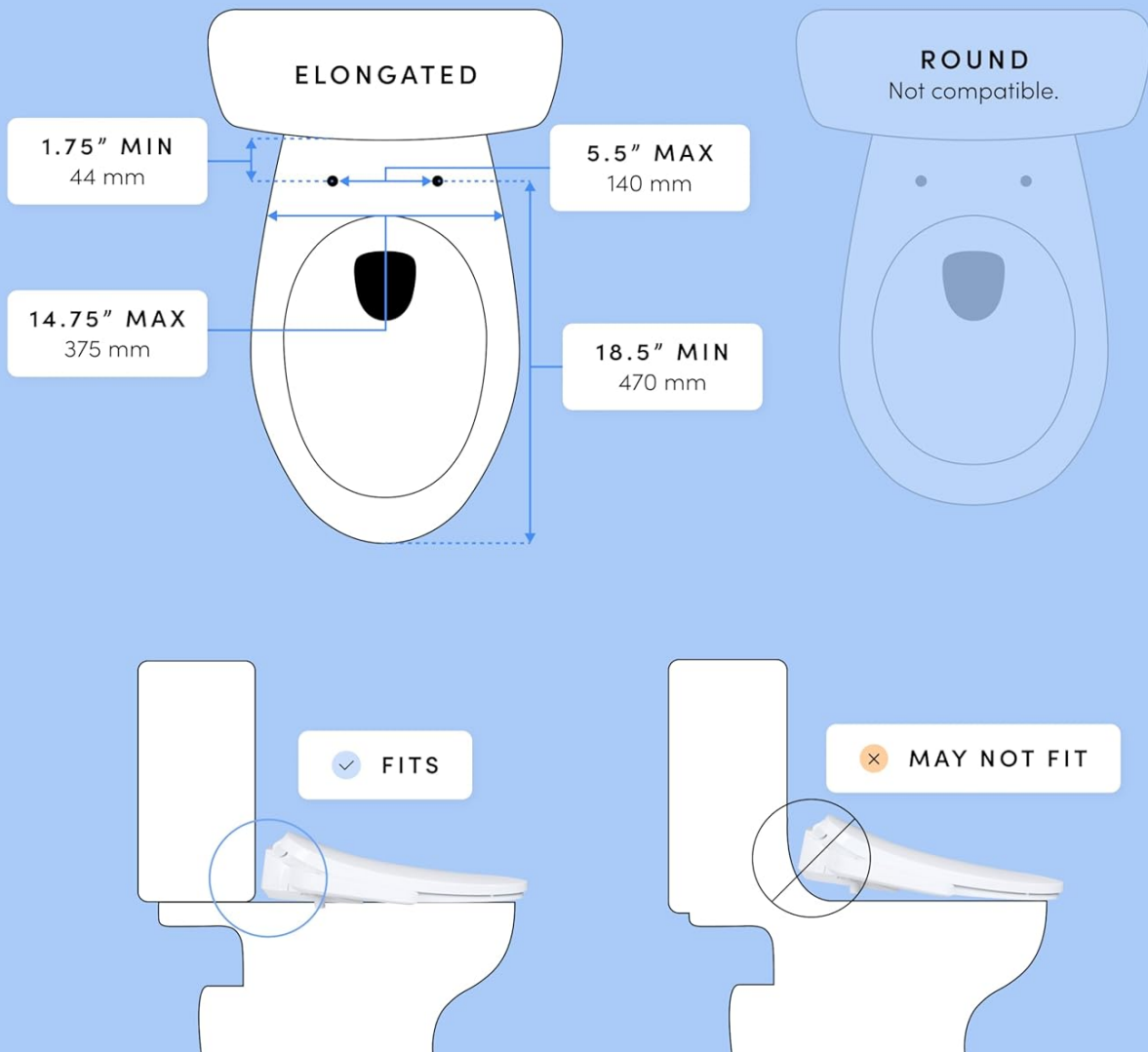


Image: Toilet Bowl Compatibility. This diagram illustrates the required dimensions for an elongated toilet bowl to ensure proper fit. The TUSHY Cloud is not compatible with round toilet bowls.

Verify your toilet bowl is an elongated shape and meets the following measurements:

- Distance from toilet tank to bolt holes: 1.75 inches (min) to 5.5 inches (max).
- Distance from bolt holes to front rim: 18.5 inches (min) to 14.75 inches (max).

Power Requirements:



Image: Electrical Outlet Requirement. A 3-prong electrical outlet is required for the bidet seat to function. Ensure an outlet is available within 3 feet of your toilet for proper installation.

Installation Steps:

1. **Turn Off Water Supply:** Locate the water shut-off valve behind your toilet and turn it clockwise until the water flow stops. Flush the toilet to drain the tank.
2. **Remove Existing Toilet Seat:** Unscrew and remove your current toilet seat and lid.
3. **Install Mounting Plate:** Place the bidet's mounting plate over the toilet bowl holes, securing it with the provided bolts and washers. Adjust for proper alignment.
4. **Connect Water Supply:** Disconnect the existing water supply hose from the toilet tank. Install the provided T-valve to the toilet tank's fill valve. Connect the bidet's water supply hose to the T-valve and the bidet unit. Ensure all connections are hand-tightened, then use a wrench for a final snug turn, being careful not to overtighten.
5. **Connect Power:** Plug the bidet seat's power cord into a grounded 3-prong electrical outlet.
6. **Restore Water Supply:** Slowly turn the water shut-off valve counter-clockwise to restore water flow to the toilet. Check for any leaks.
7. **Test Unit:** Once water and power are connected, test the bidet functions as described in the Operating Instructions section.

Your browser does not support the video tag.

Video: Introducing TUSHY Cloud. This video provides a brief overview of the TUSHY Cloud bidet seat and demonstrates its installation process, including removing the old seat, connecting water lines, and securing the new bidet seat.

OPERATING INSTRUCTIONS

The TUSHY Cloud bidet seat features an intuitive performance console for easy control of all functions.

Basic Functions:

- **Heated Seat:** The ergonomic seat can be adjusted to 4 different temperature levels for optimal comfort.
- **Warm Water Wash:** Enjoy instant and continuous warm water for front and rear washes. The water temperature can be set to one of 4 thermal settings.
- **Warm Air Dryer:** After washing, use the warm air dryer with 4 adjustable temperature levels to gently dry.
- **Night Light:** The integrated LED night light provides soft illumination for nighttime use.

Customizing Your Clean:

- **Water Pressure:** Adjust the water spray intensity to your preference using the controls on the performance console.
- **Spray Angle:** Modify the nozzle's position to achieve a precise and effective clean.
- **Front & Rear Wash:** Select the appropriate wash mode for targeted cleaning.



Image: Instant Warm Water. The bidet features a ceramic core flash heating system that provides instant and continuous warm water for a comfortable wash.



Image: Heated Seat. The bidet seat offers four adjustable temperature settings to provide a soothing and comfortable experience.




Image: Warm Air Dryer. A warm air dryer with adjustable settings is integrated for gentle and effective post-wash drying.




Image: Gentle Night Light. An integrated LED night light provides subtle illumination, making nighttime bathroom visits more convenient.

Your browser does not support the video tag.

Video: Elevate your bathroom experience with Cloud and Cloud+. This video highlights the key features of the TUSHY Cloud bidet seat, including the heated seat, instant warm water, front and rear wash, and warm air dryer, demonstrating their use.

MAINTENANCE

Regular maintenance ensures optimal performance and hygiene of your TUSHY Cloud bidet seat.

- **Self-Cleaning Nozzle:** The stainless steel nozzle features advanced self-cleaning with UV light sterilization and an auto-rinse function after each use. This helps maintain hygiene without manual intervention.
- **Water Filter:** The integrated steel mesh water filter comes pre-installed to ensure clean water for washing. Periodically check and clean the filter as needed to prevent mineral buildup and maintain water flow. Refer to the full user manual for detailed filter cleaning instructions.
- **General Cleaning:** Use a damp cloth to clean the exterior of the unit. Avoid harsh chemicals or abrasive cleaners. Ensure the unit is unplugged before cleaning.

TROUBLESHOOTING

If you encounter any issues with your TUSHY Cloud bidet seat, please refer to the following common troubleshooting tips:

- **No Power:** Ensure the power cord is securely plugged into a functional 3-prong outlet. Check your circuit breaker.
- **No Water Spray:** Verify that the water shut-off valve behind the toilet is fully open. Check for any kinks in the water supply hose. Ensure the water filter is not clogged.
- **Insufficient Water Pressure:** Adjust the water pressure settings on the performance console. Check the water supply valve for full opening.
- **No Warm Water:** Confirm that the warm water setting is activated on the console and the temperature is set to your desired level. Allow a few moments for the water to heat up.
- **Lid/Seat Not Closing Softly:** Inspect the soft-close mechanism for any obstructions or damage.

For further assistance, please contact TUSHY customer support.

SPECIFICATIONS

Feature	Detail
Brand	TUSHY
Model	TUSHY Cloud
Style	Cloud Elongated Bidet Seat
Color	White
Material	Polypropylene

Feature	Detail
Shape	Oval (Elongated)
Product Dimensions	20.39"L x 18.27"W
Item Weight	11.82 pounds
Power Source	Corded Electric (3-prong outlet required)
Included Components	TUSHY Cloud Bidet Seat, Water Filter
UPC	810072161574

WARRANTY AND SUPPORT

TUSHY offers a 30-day hassle-free return policy for all purchases, ensuring satisfaction with your bidet seat. For specific warranty details, please refer to the product packaging or the official TUSHY website.

For on-demand support, including chat, call, or email options, please visit the TUSHY Support Center:

[TUSHY Support Center](#)

